

NEW YORK STATE
OFFICE OF TEMPORARY AND DISABILITY ASSISTANCE
40 North Pearl Street, Albany, New York 12243-0001

George E. Pataki
Governor

Brian J. Wing
Commissioner

Temporary and Disability Assistance Statistics

JUNE 2003

Temporary Assistance

Temporary Assistance: Temporary Assistance recipients totaled 610,015 in June 2003, decreasing by 1,492 (-0.2%) from the previous month. Related expenditures totaled \$147,024,065 in June 2003 increasing approximately \$1.9 million (+1.3%) over May 2003.

Food Stamps

Food Stamps: Recipients of Food Stamps numbered 1,454,138 in June 2003, increasing by 1,493 (+0.1%) over May 2003. Food Stamps expenditures totaled \$141,645,462 in June 2003, increasing by \$.3 million (+0.2%) over the previous month.

Supplemental Security Income

Supplemental Security Income: For June 2003, SSI recipients (including Mental Hygiene) totaled 628,395 increasing 1,007 (+0.2%) from the previous month.. SSI expenditures in June totaled \$296,294,087 increasing approximately \$2.7 million (+0.9%) from May 2003.

Table of Contents

Graphs

| | |
|--|---|
| Total Temporary Assistance Recipients, January 1995 to Present | 3 |
| Food Stamp Persons, January 1995 to Present | 3 |
| Supplemental Security Income Persons, January 1995 to Present | 3 |

Temporary Assistance and SSI Summary

| | |
|---|---|
| Table 1: Total TA, Family Assistance, Safety Net Assistance and SSI Cases by Region | 4 |
| Table 2: Total TA, Family Assistance, Safety Net Assistance and SSI Recipients by Region | 4 |
| Table 3: Total TA, Family Assistance, Safety Net Assistance and SSI Expenditures by Region | 4 |

Temporary Assistance by Program Area

| | |
|--|---|
| Table 4: TA Year to Year Monthly Comparison Cases, Recipients and Expenditures | 5 |
| Table 5: TA Cases, Recipients, Children, Adults and Expenditures | 6 |
| Table 6: Family Assistance Cases, Recipients, Children, Adults and Expenditures | 7 |
| Table 7: Safety Net Assistance Cases, Recipients, Children, Adults and Expenditures | 8 |

Temporary Assistance by Funding Source and Program Area

| | |
|--|----|
| Table 8: TA by Funding Source (Temporary Assistance to Needy Families (TANF) and Non-TANF) Cases, Recipients and Expenditures | 9 |
| Table 9: TANF by Program (Family Assistance and Safety Net Assistance-FP) Cases, Recipients, Children, Adults and Expenditures | 10 |
| Table 10: Safety Net Assistance-FNP Cases, Recipients, Children, Adults and Expenditures | 11 |
| Table 11: Safety Net Assistance-FNP by Case Category (Maintenance of Effort (MOE) and Non-MOE) Cases, Recipients, Children, Adults and Expenditures | 12 |
| Table 12: Safety Net Assistance-FNP Cash Total Cases, Recipients, Children, Adults and Expenditures | 13 |
| Table 13: Safety Net Assistance-FNP Cash by Case Category (MOE and Non-MOE) Cases, Recipients, Children, Adults and Expenditures | 14 |
| Table 14: Safety Net Assistance-FNP Non-Cash Total Cases, Recipients, Children, Adults and Expenditures | 15 |
| Table 15: Safety Net Assistance-FNP Non-Cash by Case Category (MOE and Non-MOE) Cases, Recipients, Children, Adults and Expenditures | 16 |

Food Stamps

| | |
|--|----|
| Table 16: Food Stamp Households, Persons and Value of Food Stamp Benefits | 17 |
|--|----|

Supplemental Security Income

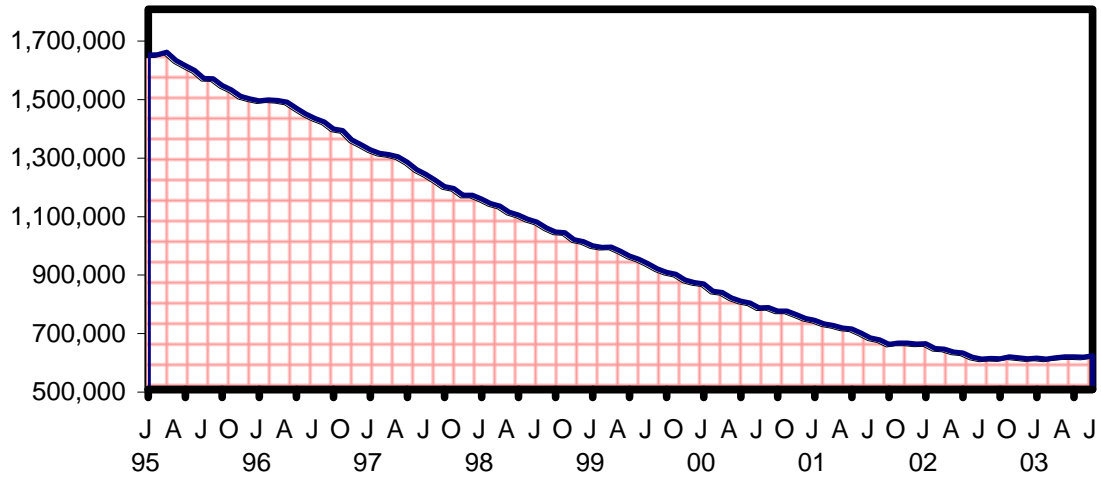
| | |
|--|----|
| Table 17: SSI Recipients, Total Program Expenditures and State and Federal Shares | 18 |
| Table 18: SSI Recipients by Living Arrangement and Location | 19 |
| Table 19: SSI Recipients by Living Arrangement and Category of Assistance | 19 |

Child Support

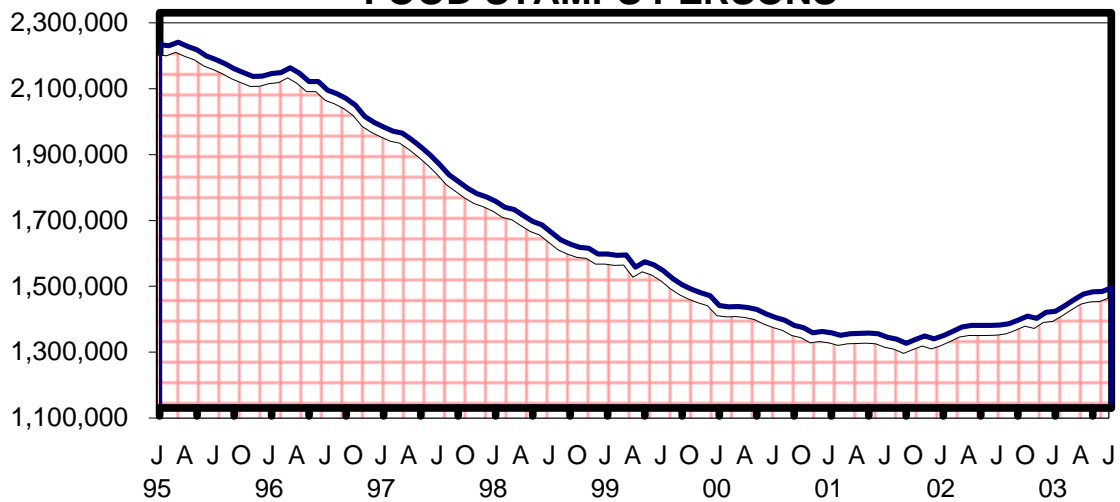
| | |
|---|----|
| Table 20: Child Support Collections (IV-D) | 20 |
|---|----|

NEW YORK STATE JANUARY 1995 - JULY 2003

TEMPORARY ASSISTANCE RECIPIENTS

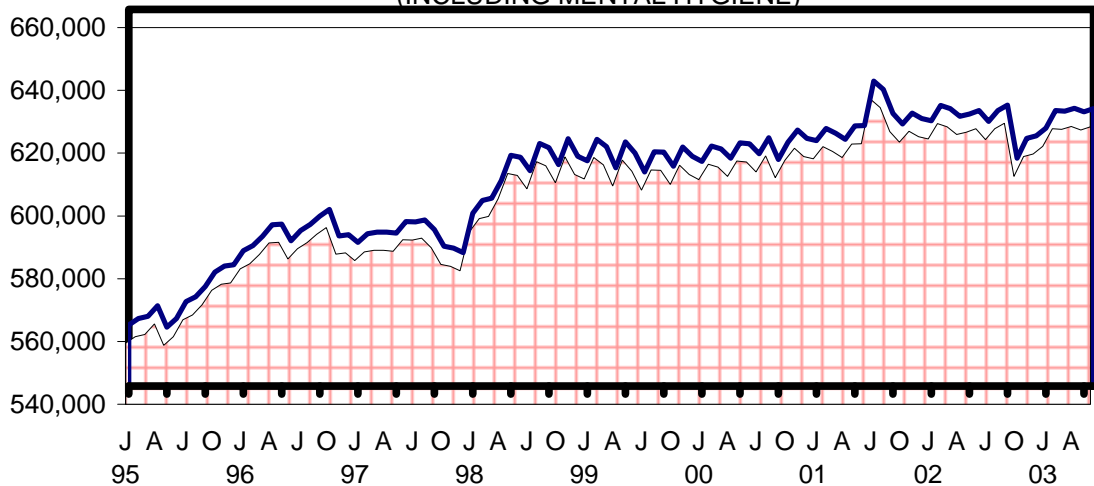


FOOD STAMPS PERSONS



SSI PERSONS

(INCLUDING MENTAL HYGIENE)



SELECTED SUMMARY PROGRAM DATA
BY REGION

Table 1
TEMPORARY AND DISABILITY ASSISTANCE CASES
June 2003

| Region | Cases | | | | |
|----------------|---------------------------------|-------------------|-----------------------|------------------------------|-------------|
| | Temporary Assistance by Program | | | Supplemental Security Income | Food Stamps |
| | Total | Family Assistance | Safety Net Assistance | | |
| New York State | 301,228 | 138,711 | 162,517 | 618,933 | 728,832 |
| New York City | 208,698 | 88,224 | 120,474 | 398,466 | 451,111 |
| Rest of State | 92,530 | 50,487 | 42,043 | 220,467 | 277,721 |

Table 2
TEMPORARY AND DISABILITY ASSISTANCE RECIPIENTS
June 2003

| Region | Recipients | | | | |
|----------------|---------------------------------|-------------------|-----------------------|------------------------------|-------------|
| | Temporary Assistance by Program | | | Supplemental Security Income | Food Stamps |
| | Total | Family Assistance | Safety Net Assistance | | |
| New York State | 610,015 | 320,654 | 289,361 | 618,933 | 1,454,138 |
| New York City | 420,763 | 199,748 | 221,015 | 398,466 | 871,295 |
| Rest of State | 189,252 | 120,906 | 68,346 | 220,467 | 582,843 |

Table 3
TEMPORARY AND DISABILITY ASSISTANCE EXPENDITURES
June 2003

| Region | Expenditures | | | | |
|----------------|---------------------------------|-------------------|-----------------------|------------------------------|---------------|
| | Temporary Assistance by Program | | | Supplemental Security Income | Food Stamps |
| | Total | Family Assistance | Safety Net Assistance | | |
| New York State | \$147,024,065 | \$77,118,950 | \$69,905,115 | \$292,958,786 | \$141,645,462 |
| New York City | 92,830,000 | 45,543,000 | 47,287,000 | 193,459,962 | 91,816,252 |
| Rest of State | 54,194,065 | 31,575,950 | 22,618,115 | 99,498,824 | 49,829,210 |

Note: SSI data listed here do not include Mental Hygiene data. See Tables 17-19 for total SSI data.

Table 4
TEMPORARY ASSISTANCE
 Year to Year Monthly Comparison by Local District
 Cases, Recipients and Expenditures
 June 2003

| Local District | June 2003 | | | June 2002 | | | June 2001 | | |
|----------------|-----------|------------|---------------|-----------|------------|---------------|-----------|------------|---------------|
| | Cases | Recipients | Expenditures | Cases | Recipients | Expenditures | Cases | Recipients | Expenditures |
| New York State | 301,228 | 610,015 | \$147,024,065 | 296,851 | 615,358 | \$135,381,810 | 325,009 | 692,489 | \$148,382,245 |
| New York City* | 208,698 | 420,763 | 92,830,000 | 208,033 | 429,762 | 88,911,000 | 234,618 | 496,545 | 101,285,000 |
| Rest of State | 92,530 | 189,252 | 54,194,065 | 88,818 | 185,596 | 46,470,810 | 90,391 | 195,944 | 47,097,245 |
| Albany | 3,664 | 8,039 | 2,040,910 | 3,480 | 7,410 | 1,905,422 | 3,361 | 7,451 | 1,767,056 |
| Allegany | 512 | 1,057 | 195,201 | 473 | 1,071 | 180,492 | 481 | 1,087 | 178,135 |
| Broome | 2,277 | 4,733 | 1,057,724 | 2,184 | 4,623 | 1,015,869 | 1,904 | 4,086 | 903,342 |
| Cattaraugus | 645 | 1,291 | 263,616 | 622 | 1,229 | 266,149 | 632 | 1,340 | 261,256 |
| Cayuga | 447 | 917 | 189,168 | 392 | 836 | 171,962 | 414 | 920 | 180,653 |
| Chautauqua | 2,175 | 4,555 | 953,571 | 2,191 | 4,653 | 846,100 | 2,011 | 4,285 | 884,754 |
| Chemung | 1,336 | 2,791 | 556,962 | 1,049 | 2,298 | 448,951 | 846 | 1,875 | 356,178 |
| Chenango | 262 | 535 | 107,960 | 239 | 478 | 102,228 | 244 | 523 | 113,568 |
| Clinton | 807 | 1,401 | 358,929 | 681 | 1,198 | 287,048 | 586 | 1,142 | 258,820 |
| Columbia | 363 | 669 | 177,160 | 364 | 690 | 148,524 | 389 | 731 | 165,145 |
| Cortland | 436 | 932 | 194,770 | 441 | 910 | 187,738 | 369 | 813 | 171,663 |
| Delaware | 162 | 277 | 61,187 | 158 | 265 | 72,891 | 181 | 342 | 75,228 |
| Dutchess | 1,279 | 2,283 | 782,403 | 1,250 | 2,288 | 737,728 | 1,370 | 2,575 | 729,243 |
| Erie | 11,795 | 24,290 | 5,038,162 | 12,674 | 26,938 | 5,051,953 | 13,858 | 30,843 | 5,951,969 |
| Essex | 204 | 395 | 66,824 | 184 | 343 | 78,763 | 188 | 375 | 94,581 |
| Franklin | 343 | 641 | 135,105 | 323 | 613 | 119,190 | 271 | 520 | 102,215 |
| Fulton | 398 | 702 | 170,212 | 345 | 615 | 138,480 | 374 | 708 | 164,255 |
| Genesee | 341 | 623 | 133,958 | 269 | 527 | 112,059 | 266 | 540 | 108,838 |
| Greene | 435 | 812 | 193,265 | 417 | 791 | 168,142 | 397 | 774 | 163,442 |
| Hamilton | 11 | 19 | 4,133 | 13 | 18 | 3,704 | 14 | 21 | 5,235 |
| Herkimer | 345 | 648 | 133,663 | 335 | 645 | 132,633 | 295 | 591 | 118,049 |
| Jefferson | 986 | 1,943 | 421,977 | 936 | 1,983 | 402,319 | 1,017 | 2,107 | 450,284 |
| Lewis | 130 | 278 | 46,057 | 115 | 230 | 43,650 | 110 | 206 | 38,011 |
| Livingston | 648 | 1,245 | 319,322 | 589 | 1,106 | 259,662 | 535 | 1,017 | 270,234 |
| Madison | 165 | 274 | 77,248 | 152 | 263 | 60,092 | 150 | 263 | 66,690 |
| Monroe | 14,264 | 30,566 | 7,518,126 | 13,607 | 29,930 | 6,751,910 | 14,157 | 31,633 | 7,391,869 |
| Montgomery | 371 | 775 | 193,960 | 340 | 765 | 147,620 | 273 | 544 | 114,318 |
| Nassau | 4,394 | 8,521 | 3,089,875 | 3,949 | 7,717 | 2,315,956 | 4,345 | 8,704 | 2,428,914 |
| Niagara | 2,368 | 4,684 | 959,389 | 2,361 | 4,969 | 897,534 | 2,457 | 5,179 | 972,060 |
| Oneida | 2,341 | 5,246 | 1,063,606 | 2,232 | 5,187 | 1,020,939 | 2,281 | 5,605 | 963,220 |
| Onondaga | 6,348 | 13,209 | 3,090,668 | 6,122 | 12,824 | 2,677,568 | 5,766 | 12,772 | 2,558,041 |
| Ontario | 718 | 1,331 | 299,216 | 642 | 1,180 | 292,810 | 592 | 1,094 | 258,979 |
| Orange | 2,571 | 5,774 | 1,697,692 | 2,706 | 6,094 | 1,610,003 | 2,946 | 7,633 | 1,780,428 |
| Orleans | 444 | 865 | 202,406 | 443 | 941 | 188,727 | 454 | 1,021 | 205,073 |
| Oswego | 868 | 1,730 | 412,015 | 710 | 1,508 | 331,379 | 770 | 1,718 | 346,874 |
| Otsego | 165 | 248 | 84,296 | 133 | 193 | 68,196 | 113 | 181 | 63,883 |
| Putnam | 118 | 191 | 107,988 | 122 | 190 | 73,861 | 116 | 193 | 85,332 |
| Rensselaer | 1,252 | 2,701 | 633,662 | 1,223 | 2,576 | 633,406 | 1,138 | 2,554 | 527,056 |
| Rockland | 1,069 | 2,614 | 636,664 | 1,088 | 2,861 | 625,214 | 1,142 | 3,299 | 651,933 |
| St. Lawrence | 962 | 1,925 | 361,895 | 1,026 | 2,013 | 374,810 | 987 | 2,010 | 370,944 |
| Saratoga | 307 | 464 | 168,482 | 260 | 401 | 125,116 | 250 | 373 | 116,113 |
| Schenectady | 1,345 | 2,655 | 782,977 | 1,114 | 2,221 | 530,956 | 1,049 | 2,247 | 498,320 |
| Schoharie | 106 | 177 | 55,079 | 115 | 194 | 62,874 | 94 | 156 | 47,803 |
| Schuyler | 155 | 310 | 65,719 | 134 | 279 | 52,346 | 117 | 232 | 51,716 |
| Seneca | 201 | 371 | 83,120 | 167 | 314 | 71,062 | 179 | 343 | 68,487 |
| Steuben | 1,113 | 2,222 | 439,151 | 867 | 1,684 | 352,351 | 755 | 1,565 | 324,537 |
| Suffolk | 7,205 | 14,022 | 6,030,187 | 6,828 | 13,776 | 5,441,095 | 6,829 | 14,097 | 4,879,686 |
| Sullivan | 729 | 1,514 | 404,504 | 581 | 1,232 | 303,551 | 563 | 1,127 | 250,195 |
| Tioga | 407 | 799 | 176,521 | 361 | 717 | 147,009 | 265 | 540 | 102,860 |
| Tompkins | 753 | 1,454 | 346,138 | 699 | 1,310 | 328,053 | 655 | 1,247 | 307,732 |
| Ulster | 1,300 | 2,506 | 689,403 | 1,202 | 2,406 | 629,817 | 1,191 | 2,397 | 621,524 |
| Warren | 254 | 444 | 134,243 | 248 | 462 | 105,175 | 272 | 537 | 114,401 |
| Washington | 370 | 633 | 204,058 | 353 | 628 | 170,268 | 315 | 557 | 147,115 |
| Wayne | 634 | 1,115 | 293,248 | 534 | 959 | 226,408 | 470 | 833 | 219,972 |
| Westchester | 8,941 | 18,381 | 10,177,575 | 8,527 | 17,628 | 6,884,490 | 9,321 | 19,943 | 6,943,208 |
| Wyoming | 171 | 265 | 66,021 | 147 | 241 | 54,128 | 193 | 346 | 76,052 |
| Yates | 120 | 190 | 46,694 | 101 | 175 | 34,429 | 73 | 129 | 29,756 |

* Expenditures partially estimated.

Table 5
TEMPORARY ASSISTANCE
Cases, Recipients, Children, Adults and Expenditures by Local District
June 2003

| Local District | Temporary Assistance | | | | |
|----------------|----------------------|------------|----------|---------|---------------|
| | Cases | Recipients | Children | Adults | Expenditures |
| New York State | 301,228 | 610,015 | 354,377 | 255,638 | \$147,024,065 |
| New York City* | 208,698 | 420,763 | 241,669 | 179,094 | 92,830,000 |
| Rest of State | 92,530 | 189,252 | 112,708 | 76,544 | 54,194,065 |
| Albany | 3,664 | 8,039 | 4,809 | 3,230 | 2,040,910 |
| Allegany | 512 | 1,057 | 618 | 439 | 195,201 |
| Broome | 2,277 | 4,733 | 2,780 | 1,953 | 1,057,724 |
| Cattaraugus | 645 | 1,291 | 773 | 518 | 263,616 |
| Cayuga | 447 | 917 | 572 | 345 | 189,168 |
| Chautauqua | 2,175 | 4,555 | 2,688 | 1,867 | 953,571 |
| Chemung | 1,336 | 2,791 | 1,622 | 1,169 | 556,962 |
| Chenango | 262 | 535 | 333 | 202 | 107,960 |
| Clinton | 807 | 1,401 | 728 | 673 | 358,929 |
| Columbia | 363 | 669 | 374 | 295 | 177,160 |
| Cortland | 436 | 932 | 541 | 391 | 194,770 |
| Delaware | 162 | 277 | 161 | 116 | 61,187 |
| Dutchess | 1,279 | 2,283 | 1,392 | 891 | 782,403 |
| Erie | 11,795 | 24,290 | 14,669 | 9,621 | 5,038,162 |
| Essex | 204 | 395 | 210 | 185 | 66,824 |
| Franklin | 343 | 641 | 364 | 277 | 135,105 |
| Fulton | 398 | 702 | 380 | 322 | 170,212 |
| Genesee | 341 | 623 | 356 | 267 | 133,958 |
| Greene | 435 | 812 | 435 | 377 | 193,265 |
| Hamilton | 11 | 19 | 9 | 10 | 4,133 |
| Herkimer | 345 | 648 | 383 | 265 | 133,663 |
| Jefferson | 986 | 1,943 | 1,050 | 893 | 421,977 |
| Lewis | 130 | 278 | 163 | 115 | 46,057 |
| Livingston | 648 | 1,245 | 593 | 652 | 319,322 |
| Madison | 165 | 274 | 189 | 85 | 77,248 |
| Monroe | 14,264 | 30,566 | 18,431 | 12,135 | 7,518,126 |
| Montgomery | 371 | 775 | 455 | 320 | 193,960 |
| Nassau | 4,394 | 8,521 | 5,283 | 3,238 | 3,089,875 |
| Niagara | 2,368 | 4,684 | 2,673 | 2,011 | 959,389 |
| Oneida | 2,341 | 5,246 | 3,369 | 1,877 | 1,063,606 |
| Onondaga | 6,348 | 13,209 | 8,018 | 5,191 | 3,090,668 |
| Ontario | 718 | 1,331 | 706 | 625 | 299,216 |
| Orange | 2,571 | 5,774 | 3,700 | 2,074 | 1,697,692 |
| Orleans | 444 | 865 | 484 | 381 | 202,406 |
| Oswego | 868 | 1,730 | 1,075 | 655 | 412,015 |
| Otsego | 165 | 248 | 144 | 104 | 84,296 |
| Putnam | 118 | 191 | 103 | 88 | 107,988 |
| Rensselaer | 1,252 | 2,701 | 1,612 | 1,089 | 633,662 |
| Rockland | 1,069 | 2,614 | 1,735 | 879 | 636,664 |
| St.Lawrence | 962 | 1,925 | 1,102 | 823 | 361,895 |
| Saratoga | 307 | 464 | 299 | 165 | 168,482 |
| Schenectady | 1,345 | 2,655 | 1,681 | 974 | 782,977 |
| Schoharie | 106 | 177 | 105 | 72 | 55,079 |
| Schuyler | 155 | 310 | 175 | 135 | 65,719 |
| Seneca | 201 | 371 | 211 | 160 | 83,120 |
| Steuben | 1,113 | 2,222 | 1,175 | 1,047 | 439,151 |
| Suffolk | 7,205 | 14,022 | 8,147 | 5,875 | 6,030,187 |
| Sullivan | 729 | 1,514 | 959 | 555 | 404,504 |
| Tioga | 407 | 799 | 470 | 329 | 176,521 |
| Tompkins | 753 | 1,454 | 774 | 680 | 346,138 |
| Ulster | 1,300 | 2,506 | 1,534 | 972 | 689,403 |
| Warren | 254 | 444 | 240 | 204 | 134,243 |
| Washington | 370 | 633 | 342 | 291 | 204,058 |
| Wayne | 634 | 1,115 | 601 | 514 | 293,248 |
| Westchester | 8,941 | 18,381 | 10,684 | 7,697 | 10,177,575 |
| Wyoming | 171 | 265 | 132 | 133 | 66,021 |
| Yates | 120 | 190 | 97 | 93 | 46,694 |

* Expenditures partially estimated.

Table 6
FAMILY ASSISTANCE
Cases, Recipients, Children, Adults and Expenditures by Local District
June 2003

| Local District | Family Assistance | | | | |
|----------------|-------------------|------------|----------|--------|--------------|
| | Cases | Recipients | Children | Adults | Expenditures |
| New York State | 138,711 | 320,654 | 231,132 | 89,522 | \$77,118,950 |
| New York City* | 88,224 | 199,748 | 144,156 | 55,592 | 45,543,000 |
| Rest of State | 50,487 | 120,906 | 86,976 | 33,930 | 31,575,950 |
| Albany | 2,169 | 5,486 | 3,789 | 1,697 | 1,180,992 |
| Allegany | 328 | 774 | 528 | 246 | 134,175 |
| Broome | 1,305 | 3,169 | 2,221 | 948 | 609,974 |
| Cattaraugus | 379 | 903 | 656 | 247 | 160,772 |
| Cayuga | 298 | 683 | 496 | 187 | 123,471 |
| Chautauqua | 1,309 | 3,200 | 2,191 | 1,009 | 630,395 |
| Chemung | 863 | 2,116 | 1,428 | 688 | 373,231 |
| Chenango | 183 | 421 | 295 | 126 | 73,685 |
| Clinton | 438 | 970 | 668 | 302 | 193,770 |
| Columbia | 209 | 496 | 357 | 139 | 102,398 |
| Cortland | 271 | 703 | 481 | 222 | 128,958 |
| Delaware | 98 | 208 | 156 | 52 | 37,068 |
| Dutchess | 755 | 1,576 | 1,181 | 395 | 467,519 |
| Erie | 6,136 | 14,575 | 10,719 | 3,856 | 2,745,604 |
| Essex | 129 | 297 | 192 | 105 | 41,557 |
| Franklin | 209 | 456 | 318 | 138 | 83,076 |
| Fulton | 231 | 512 | 364 | 148 | 99,930 |
| Genesee | 179 | 420 | 314 | 106 | 66,484 |
| Greene | 278 | 620 | 402 | 218 | 131,951 |
| Hamilton | 4 | 8 | 5 | 3 | 1,147 |
| Herkimer | 223 | 502 | 355 | 147 | 85,756 |
| Jefferson | 511 | 1,253 | 853 | 400 | 222,855 |
| Lewis | 88 | 230 | 156 | 74 | 31,839 |
| Livingston | 346 | 848 | 516 | 332 | 178,720 |
| Madison | 108 | 211 | 178 | 33 | 54,572 |
| Monroe | 6,655 | 16,541 | 12,090 | 4,451 | 3,673,790 |
| Montgomery | 229 | 577 | 402 | 175 | 130,435 |
| Nassau | 2,558 | 5,697 | 4,294 | 1,403 | 2,008,353 |
| Niagara | 1,284 | 2,938 | 2,020 | 918 | 542,098 |
| Oneida | 1,461 | 3,746 | 2,756 | 990 | 693,005 |
| Onondaga | 3,639 | 8,986 | 6,488 | 2,498 | 1,936,813 |
| Ontario | 381 | 891 | 595 | 296 | 162,964 |
| Orange | 1,495 | 3,751 | 2,795 | 956 | 1,006,365 |
| Orleans | 248 | 589 | 403 | 186 | 115,908 |
| Oswego | 582 | 1,343 | 973 | 370 | 273,724 |
| Otsego | 89 | 161 | 132 | 29 | 37,369 |
| Putnam | 60 | 124 | 94 | 30 | 69,342 |
| Rensselaer | 879 | 2,221 | 1,513 | 708 | 421,418 |
| Rockland | 545 | 1,317 | 1,040 | 277 | 350,965 |
| St.Lawrence | 583 | 1,345 | 915 | 430 | 226,436 |
| Saratoga | 180 | 320 | 279 | 41 | 87,741 |
| Schenectady | 796 | 1,839 | 1,403 | 436 | 449,935 |
| Schoharie | 59 | 125 | 101 | 24 | 30,642 |
| Schuyler | 105 | 250 | 164 | 86 | 46,671 |
| Seneca | 106 | 241 | 167 | 74 | 42,913 |
| Steuben | 622 | 1,543 | 996 | 547 | 261,714 |
| Suffolk | 3,426 | 8,412 | 6,344 | 2,068 | 3,627,539 |
| Sullivan | 495 | 1,193 | 861 | 332 | 276,260 |
| Tioga | 286 | 636 | 425 | 211 | 121,219 |
| Tompkins | 403 | 984 | 658 | 326 | 190,153 |
| Ulster | 852 | 1,899 | 1,368 | 531 | 474,515 |
| Warren | 132 | 306 | 223 | 83 | 62,837 |
| Washington | 204 | 431 | 300 | 131 | 110,838 |
| Wayne | 327 | 769 | 553 | 216 | 165,236 |
| Westchester | 4,599 | 10,776 | 7,586 | 3,190 | 5,953,450 |
| Wyoming | 98 | 189 | 125 | 64 | 39,062 |
| Yates | 62 | 129 | 94 | 35 | 26,341 |

* Expenditures partially estimated.

Table 7
SAFETY NET ASSISTANCE
Cases, Recipients, Children, Adults and Expenditures by Local District
June 2003

| Local District | Safety Net Assistance | | | | |
|----------------|-----------------------|------------|----------|---------|--------------|
| | Cases | Recipients | Children | Adults | Expenditures |
| New York State | 162,517 | 289,361 | 123,245 | 166,116 | \$69,905,115 |
| New York City* | 120,474 | 221,015 | 97,513 | 123,502 | 47,287,000 |
| Rest of State | 42,043 | 68,346 | 25,732 | 42,614 | 22,618,115 |
| Albany | 1,495 | 2,553 | 1,020 | 1,533 | 859,918 |
| Allegany | 184 | 283 | 90 | 193 | 61,026 |
| Broome | 972 | 1,564 | 559 | 1,005 | 447,750 |
| Cattaraugus | 266 | 388 | 117 | 271 | 102,844 |
| Cayuga | 149 | 234 | 76 | 158 | 65,697 |
| Chautauqua | 866 | 1,355 | 497 | 858 | 323,176 |
| Chemung | 473 | 675 | 194 | 481 | 183,731 |
| Chenango | 79 | 114 | 38 | 76 | 34,275 |
| Clinton | 369 | 431 | 60 | 371 | 165,159 |
| Columbia | 154 | 173 | 17 | 156 | 74,762 |
| Cortland | 165 | 229 | 60 | 169 | 65,812 |
| Delaware | 64 | 69 | 5 | 64 | 24,119 |
| Dutchess | 524 | 707 | 211 | 496 | 314,884 |
| Erie | 5,659 | 9,715 | 3,950 | 5,765 | 2,292,558 |
| Essex | 75 | 98 | 18 | 80 | 25,267 |
| Franklin | 134 | 185 | 46 | 139 | 52,029 |
| Fulton | 167 | 190 | 16 | 174 | 70,282 |
| Genesee | 162 | 203 | 42 | 161 | 67,474 |
| Greene | 157 | 192 | 33 | 159 | 61,314 |
| Hamilton | 7 | 11 | 4 | 7 | 2,986 |
| Herkimer | 122 | 146 | 28 | 118 | 47,907 |
| Jefferson | 475 | 690 | 197 | 493 | 199,122 |
| Lewis | 42 | 48 | 7 | 41 | 14,218 |
| Livingston | 302 | 397 | 77 | 320 | 140,602 |
| Madison | 57 | 63 | 11 | 52 | 22,676 |
| Monroe | 7,609 | 14,025 | 6,341 | 7,684 | 3,844,336 |
| Montgomery | 142 | 198 | 53 | 145 | 63,525 |
| Nassau | 1,836 | 2,824 | 989 | 1,835 | 1,081,522 |
| Niagara | 1,084 | 1,746 | 653 | 1,093 | 417,291 |
| Oneida | 880 | 1,500 | 613 | 887 | 370,601 |
| Onondaga | 2,709 | 4,223 | 1,530 | 2,693 | 1,153,855 |
| Ontario | 337 | 440 | 111 | 329 | 136,252 |
| Orange | 1,076 | 2,023 | 905 | 1,118 | 691,327 |
| Orleans | 196 | 276 | 81 | 195 | 86,498 |
| Oswego | 286 | 387 | 102 | 285 | 138,291 |
| Otsego | 76 | 87 | 12 | 75 | 46,927 |
| Putnam | 58 | 67 | 9 | 58 | 38,646 |
| Rensselaer | 373 | 480 | 99 | 381 | 212,244 |
| Rockland | 524 | 1,297 | 695 | 602 | 285,699 |
| St. Lawrence | 379 | 580 | 187 | 393 | 135,459 |
| Saratoga | 127 | 144 | 20 | 124 | 80,741 |
| Schenectady | 549 | 816 | 278 | 538 | 333,042 |
| Schoharie | 47 | 52 | 4 | 48 | 24,437 |
| Schuyler | 50 | 60 | 11 | 49 | 19,048 |
| Seneca | 95 | 130 | 44 | 86 | 40,207 |
| Steuben | 491 | 679 | 179 | 500 | 177,437 |
| Suffolk | 3,779 | 5,610 | 1,803 | 3,807 | 2,402,648 |
| Sullivan | 234 | 321 | 98 | 223 | 128,244 |
| Tioga | 121 | 163 | 45 | 118 | 55,302 |
| Tompkins | 350 | 470 | 116 | 354 | 155,985 |
| Ulster | 448 | 607 | 166 | 441 | 214,888 |
| Warren | 122 | 138 | 17 | 121 | 71,406 |
| Washington | 166 | 202 | 42 | 160 | 93,220 |
| Wayne | 307 | 346 | 48 | 298 | 128,012 |
| Westchester | 4,342 | 7,605 | 3,098 | 4,507 | 4,224,125 |
| Wyoming | 73 | 76 | 7 | 69 | 26,959 |
| Yates | 58 | 61 | 3 | 58 | 20,353 |

* Expenditures partially estimated.

Table 8
 TEMPORARY ASSISTANCE BY FUNDING SOURCE
 Cases, Recipients and Expenditures by Local District
 June 2003

| Local District | Total | | | Federally Participating-TANF Family Assistance and Safety Net-FP | | | Federally Non-Participating Safety Net Assistance-FNP | | |
|----------------|---------|------------|---------------|---|------------|--------------|--|------------|--------------|
| | Cases | Recipients | Expenditures | Cases | Recipients | Expenditures | Cases | Recipients | Expenditures |
| New York State | 301,228 | 610,015 | \$147,024,065 | 140,484 | 325,197 | \$78,248,824 | 160,744 | 284,818 | \$68,775,241 |
| New York City* | 208,698 | 420,763 | 92,830,000 | 88,403 | 200,119 | 45,591,000 | 120,295 | 220,644 | 47,239,000 |
| Rest of State | 92,530 | 189,252 | 54,194,065 | 52,081 | 125,078 | 32,657,824 | 40,449 | 64,174 | 21,536,241 |
| Albany | 3,664 | 8,039 | 2,040,910 | 2,214 | 5,602 | 1,206,449 | 1,450 | 2,437 | 834,461 |
| Allegany | 512 | 1,057 | 195,201 | 331 | 782 | 135,007 | 181 | 275 | 60,194 |
| Broome | 2,277 | 4,733 | 1,057,724 | 1,328 | 3,234 | 621,188 | 949 | 1,499 | 436,536 |
| Cattaraugus | 645 | 1,291 | 263,616 | 403 | 973 | 168,761 | 242 | 318 | 94,855 |
| Cayuga | 447 | 917 | 189,168 | 305 | 704 | 127,472 | 142 | 213 | 61,696 |
| Chautauqua | 2,175 | 4,555 | 953,571 | 1,345 | 3,296 | 646,295 | 830 | 1,259 | 307,276 |
| Chemung | 1,336 | 2,791 | 556,962 | 877 | 2,146 | 377,718 | 459 | 645 | 179,244 |
| Chenango | 262 | 535 | 107,960 | 188 | 435 | 75,645 | 74 | 100 | 32,315 |
| Clinton | 807 | 1,401 | 358,929 | 445 | 986 | 196,271 | 362 | 415 | 162,658 |
| Columbia | 363 | 669 | 177,160 | 212 | 503 | 103,330 | 151 | 166 | 73,830 |
| Cortland | 436 | 932 | 194,770 | 275 | 713 | 131,847 | 161 | 219 | 62,923 |
| Delaware | 162 | 277 | 61,187 | 98 | 208 | 37,068 | 64 | 69 | 24,119 |
| Dutchess | 1,279 | 2,283 | 782,403 | 776 | 1,623 | 496,249 | 503 | 660 | 286,154 |
| Erie | 11,795 | 24,290 | 5,038,162 | 6,419 | 15,280 | 2,875,522 | 5,376 | 9,010 | 2,162,640 |
| Essex | 204 | 395 | 66,824 | 132 | 306 | 42,453 | 72 | 89 | 24,371 |
| Franklin | 343 | 641 | 135,105 | 210 | 460 | 84,430 | 133 | 181 | 50,675 |
| Fulton | 398 | 702 | 170,212 | 238 | 530 | 102,319 | 160 | 172 | 67,893 |
| Genesee | 341 | 623 | 133,958 | 184 | 429 | 68,845 | 157 | 194 | 65,113 |
| Greene | 435 | 812 | 193,265 | 283 | 630 | 134,466 | 152 | 182 | 58,799 |
| Hamilton | 11 | 19 | 4,133 | 4 | 8 | 1,147 | 7 | 11 | 2,986 |
| Herkimer | 345 | 648 | 133,663 | 225 | 507 | 86,331 | 120 | 141 | 47,332 |
| Jefferson | 986 | 1,943 | 421,977 | 535 | 1,327 | 233,393 | 451 | 616 | 188,584 |
| Lewis | 130 | 278 | 46,057 | 88 | 230 | 31,839 | 42 | 48 | 14,218 |
| Livingston | 648 | 1,245 | 319,322 | 361 | 894 | 188,197 | 287 | 351 | 131,125 |
| Madison | 165 | 274 | 77,248 | 110 | 217 | 56,311 | 55 | 57 | 20,937 |
| Monroe | 14,264 | 30,566 | 7,518,126 | 7,194 | 17,981 | 3,992,805 | 7,070 | 12,585 | 3,525,321 |
| Montgomery | 371 | 775 | 193,960 | 235 | 597 | 133,063 | 136 | 178 | 60,897 |
| Nassau | 4,394 | 8,521 | 3,089,875 | 2,591 | 5,786 | 2,024,693 | 1,803 | 2,735 | 1,065,182 |
| Niagara | 2,368 | 4,684 | 959,389 | 1,317 | 3,033 | 558,439 | 1,051 | 1,651 | 400,950 |
| Oneida | 2,341 | 5,246 | 1,063,606 | 1,493 | 3,836 | 708,911 | 848 | 1,410 | 354,695 |
| Onondaga | 6,348 | 13,209 | 3,090,668 | 3,658 | 9,028 | 1,945,487 | 2,690 | 4,181 | 1,145,181 |
| Ontario | 718 | 1,331 | 299,216 | 384 | 902 | 164,910 | 334 | 429 | 134,306 |
| Orange | 2,571 | 5,774 | 1,697,692 | 1,512 | 3,801 | 1,020,662 | 1,059 | 1,973 | 677,030 |
| Orleans | 444 | 865 | 202,406 | 262 | 615 | 122,652 | 182 | 250 | 79,754 |
| Oswego | 868 | 1,730 | 412,015 | 599 | 1,387 | 281,330 | 269 | 343 | 130,685 |
| Otsego | 165 | 248 | 84,296 | 95 | 177 | 40,933 | 70 | 71 | 43,363 |
| Putnam | 118 | 191 | 107,988 | 63 | 131 | 70,192 | 55 | 60 | 37,796 |
| Rensselaer | 1,252 | 2,701 | 633,662 | 901 | 2,283 | 432,826 | 351 | 418 | 200,836 |
| Rockland | 1,069 | 2,614 | 636,664 | 554 | 1,350 | 356,445 | 515 | 1,264 | 280,219 |
| St.Lawrence | 962 | 1,925 | 361,895 | 589 | 1,361 | 228,537 | 373 | 564 | 133,358 |
| Saratoga | 307 | 464 | 168,482 | 181 | 321 | 88,698 | 126 | 143 | 79,784 |
| Schenectady | 1,345 | 2,655 | 782,977 | 828 | 1,930 | 482,400 | 517 | 725 | 300,577 |
| Schoharie | 106 | 177 | 55,079 | 59 | 125 | 30,642 | 47 | 52 | 24,437 |
| Schuyler | 155 | 310 | 65,719 | 105 | 250 | 46,671 | 50 | 60 | 19,048 |
| Seneca | 201 | 371 | 83,120 | 109 | 252 | 44,292 | 92 | 119 | 38,828 |
| Steuben | 1,113 | 2,222 | 439,151 | 626 | 1,553 | 265,151 | 487 | 669 | 174,000 |
| Suffolk | 7,205 | 14,022 | 6,030,187 | 3,500 | 8,590 | 3,690,848 | 3,705 | 5,432 | 2,339,339 |
| Sullivan | 729 | 1,514 | 404,504 | 505 | 1,226 | 280,960 | 224 | 288 | 123,544 |
| Tioga | 407 | 799 | 176,521 | 287 | 637 | 122,164 | 120 | 162 | 54,357 |
| Tompkins | 753 | 1,454 | 346,138 | 430 | 1,050 | 201,433 | 323 | 404 | 144,705 |
| Ulster | 1,300 | 2,506 | 689,403 | 874 | 1,957 | 488,621 | 426 | 549 | 200,782 |
| Warren | 254 | 444 | 134,243 | 134 | 313 | 64,597 | 120 | 131 | 69,646 |
| Washington | 370 | 633 | 204,058 | 206 | 434 | 111,398 | 164 | 199 | 92,660 |
| Wayne | 634 | 1,115 | 293,248 | 334 | 782 | 168,053 | 300 | 333 | 125,195 |
| Westchester | 8,941 | 18,381 | 10,177,575 | 4,709 | 11,047 | 6,195,606 | 4,232 | 7,334 | 3,981,969 |
| Wyoming | 171 | 265 | 66,021 | 99 | 191 | 39,511 | 72 | 74 | 26,510 |
| Yates | 120 | 190 | 46,694 | 62 | 129 | 26,341 | 58 | 61 | 20,353 |

* Expenditures partially estimated.

Table 9
 TEMPORARY ASSISTANCE TO NEEDY FAMILIES (TANF) BY PROGRAM
 Cases, Recipients, Children, Adults and Expenditures by Local District
 June 2003

| Local District | Family Assistance | | | | | Safety Net Assistance-FP | | | | |
|----------------|-------------------|------------|----------|--------|--------------|--------------------------|------------|----------|--------|--------------|
| | Cases | Recipients | Children | Adults | Expenditures | Cases | Recipients | Children | Adults | Expenditures |
| New York State | 138,711 | 320,654 | 231,132 | 89,522 | \$77,118,950 | 1,773 | 4,543 | 2,632 | 1,911 | \$1,129,874 |
| New York City* | 88,224 | 199,748 | 144,156 | 55,592 | 45,543,000 | 179 | 371 | 187 | 184 | 48,000 |
| Rest of State | 50,487 | 120,906 | 86,976 | 33,930 | 31,575,950 | 1,594 | 4,172 | 2,445 | 1,727 | 1,081,874 |
| Albany | 2,169 | 5,486 | 3,789 | 1,697 | 1,180,992 | 45 | 116 | 62 | 54 | 25,457 |
| Allegany | 328 | 774 | 528 | 246 | 134,175 | 3 | 8 | 4 | 4 | 832 |
| Broome | 1,305 | 3,169 | 2,221 | 948 | 609,974 | 23 | 65 | 38 | 27 | 11,214 |
| Cattaraugus | 379 | 903 | 656 | 247 | 160,772 | 24 | 70 | 42 | 28 | 7,989 |
| Cayuga | 298 | 683 | 496 | 187 | 123,471 | 7 | 21 | 13 | 8 | 4,001 |
| Chautauqua | 1,309 | 3,200 | 2,191 | 1,009 | 630,395 | 36 | 96 | 60 | 36 | 15,900 |
| Chemung | 863 | 2,116 | 1,428 | 688 | 373,231 | 14 | 30 | 15 | 15 | 4,487 |
| Chenango | 183 | 421 | 295 | 126 | 73,685 | 5 | 14 | 9 | 5 | 1,960 |
| Clinton | 438 | 970 | 668 | 302 | 193,770 | 7 | 16 | 8 | 8 | 2,501 |
| Columbia | 209 | 496 | 357 | 139 | 102,398 | 3 | 7 | 3 | 4 | 932 |
| Cortland | 271 | 703 | 481 | 222 | 128,958 | 4 | 10 | 6 | 4 | 2,889 |
| Delaware | 98 | 208 | 156 | 52 | 37,068 | 0 | 0 | 0 | 0 | 0 |
| Dutchess | 755 | 1,576 | 1,181 | 395 | 467,519 | 21 | 47 | 25 | 22 | 28,730 |
| Erie | 6,136 | 14,575 | 10,719 | 3,856 | 2,745,604 | 283 | 705 | 386 | 319 | 129,918 |
| Essex | 129 | 297 | 192 | 105 | 41,557 | 3 | 9 | 6 | 3 | 896 |
| Franklin | 209 | 456 | 318 | 138 | 83,076 | 1 | 4 | 3 | 1 | 1,354 |
| Fulton | 231 | 512 | 364 | 148 | 99,930 | 7 | 18 | 8 | 10 | 2,389 |
| Genesee | 179 | 420 | 314 | 106 | 66,484 | 5 | 9 | 4 | 5 | 2,361 |
| Greene | 278 | 620 | 402 | 218 | 131,951 | 5 | 10 | 5 | 5 | 2,515 |
| Hamilton | 4 | 8 | 5 | 3 | 1,147 | 0 | 0 | 0 | 0 | 0 |
| Herkimer | 223 | 502 | 355 | 147 | 85,756 | 2 | 5 | 3 | 2 | 575 |
| Jefferson | 511 | 1,253 | 853 | 400 | 222,855 | 24 | 74 | 42 | 32 | 10,538 |
| Lewis | 88 | 230 | 156 | 74 | 31,839 | 0 | 0 | 0 | 0 | 0 |
| Livingston | 346 | 848 | 516 | 332 | 178,720 | 15 | 46 | 25 | 21 | 9,477 |
| Madison | 108 | 211 | 178 | 33 | 54,572 | 2 | 6 | 3 | 3 | 1,739 |
| Monroe | 6,655 | 16,541 | 12,090 | 4,451 | 3,673,790 | 539 | 1,440 | 891 | 549 | 319,015 |
| Montgomery | 229 | 577 | 402 | 175 | 130,435 | 6 | 20 | 13 | 7 | 2,628 |
| Nassau | 2,558 | 5,697 | 4,294 | 1,403 | 2,008,353 | 33 | 89 | 54 | 35 | 16,340 |
| Niagara | 1,284 | 2,938 | 2,020 | 918 | 542,098 | 33 | 95 | 55 | 40 | 16,341 |
| Oneida | 1,461 | 3,746 | 2,756 | 990 | 693,005 | 32 | 90 | 51 | 39 | 15,906 |
| Onondaga | 3,639 | 8,986 | 6,488 | 2,498 | 1,936,813 | 19 | 42 | 23 | 19 | 8,674 |
| Ontario | 381 | 891 | 595 | 296 | 162,964 | 3 | 11 | 7 | 4 | 1,946 |
| Orange | 1,495 | 3,751 | 2,795 | 956 | 1,006,365 | 17 | 50 | 32 | 18 | 14,297 |
| Orleans | 248 | 589 | 403 | 186 | 115,908 | 14 | 26 | 12 | 14 | 6,744 |
| Oswego | 582 | 1,343 | 973 | 370 | 273,724 | 17 | 44 | 27 | 17 | 7,606 |
| Otsego | 89 | 161 | 132 | 29 | 37,369 | 6 | 16 | 10 | 6 | 3,564 |
| Putnam | 60 | 124 | 94 | 30 | 69,342 | 3 | 7 | 4 | 3 | 850 |
| Rensselaer | 879 | 2,221 | 1,513 | 708 | 421,418 | 22 | 62 | 38 | 24 | 11,408 |
| Rockland | 545 | 1,317 | 1,040 | 277 | 350,965 | 9 | 33 | 24 | 9 | 5,480 |
| St.Lawrence | 583 | 1,345 | 915 | 430 | 226,436 | 6 | 16 | 8 | 8 | 2,101 |
| Saratoga | 180 | 320 | 279 | 41 | 87,741 | 1 | 1 | 0 | 1 | 957 |
| Schenectady | 796 | 1,839 | 1,403 | 436 | 449,935 | 32 | 91 | 55 | 36 | 32,465 |
| Schoharie | 59 | 125 | 101 | 24 | 30,642 | 0 | 0 | 0 | 0 | 0 |
| Schuyler | 105 | 250 | 164 | 86 | 46,671 | 0 | 0 | 0 | 0 | 0 |
| Seneca | 106 | 241 | 167 | 74 | 42,913 | 3 | 11 | 6 | 5 | 1,379 |
| Steuben | 622 | 1,543 | 996 | 547 | 261,714 | 4 | 10 | 5 | 5 | 3,437 |
| Suffolk | 3,426 | 8,412 | 6,344 | 2,068 | 3,627,539 | 74 | 178 | 101 | 77 | 63,309 |
| Sullivan | 495 | 1,193 | 861 | 332 | 276,260 | 10 | 33 | 24 | 9 | 4,700 |
| Tioga | 286 | 636 | 425 | 211 | 121,219 | 1 | 1 | 0 | 1 | 945 |
| Tompkins | 403 | 984 | 658 | 326 | 190,153 | 27 | 66 | 38 | 28 | 11,280 |
| Ulster | 852 | 1,899 | 1,368 | 531 | 474,515 | 22 | 58 | 33 | 25 | 14,106 |
| Warren | 132 | 306 | 223 | 83 | 62,837 | 2 | 7 | 5 | 2 | 1,760 |
| Washington | 204 | 431 | 300 | 131 | 110,838 | 2 | 3 | 2 | 1 | 560 |
| Wayne | 327 | 769 | 553 | 216 | 165,236 | 7 | 13 | 5 | 8 | 2,817 |
| Westchester | 4,599 | 10,776 | 7,586 | 3,190 | 5,953,450 | 110 | 271 | 151 | 120 | 242,156 |
| Wyoming | 98 | 189 | 125 | 64 | 39,062 | 1 | 2 | 1 | 1 | 449 |
| Yates | 62 | 129 | 94 | 35 | 26,341 | 0 | 0 | 0 | 0 | 0 |

* Expenditures partially estimated.

Table 10
SAFETY NET ASSISTANCE-FNP
Cases, Recipients, Children, Adults and Expenditures by Local District
June 2003

| Local District | Safety Net Assistance-FNP | | | | |
|----------------|---------------------------|------------|----------|---------|--------------|
| | Cases | Recipients | Children | Adults | Expenditures |
| New York State | 160,744 | 284,818 | 120,613 | 164,205 | \$68,775,241 |
| New York City* | 120,295 | 220,644 | 97,326 | 123,318 | 47,239,000 |
| Rest of State | 40,449 | 64,174 | 23,287 | 40,887 | 21,536,241 |
| Albany | 1,450 | 2,437 | 958 | 1,479 | 834,461 |
| Allegany | 181 | 275 | 86 | 189 | 60,194 |
| Broome | 949 | 1,499 | 521 | 978 | 436,536 |
| Cattaraugus | 242 | 318 | 75 | 243 | 94,855 |
| Cayuga | 142 | 213 | 63 | 150 | 61,696 |
| Chautauqua | 830 | 1,259 | 437 | 822 | 307,276 |
| Chemung | 459 | 645 | 179 | 466 | 179,244 |
| Chenango | 74 | 100 | 29 | 71 | 32,315 |
| Clinton | 362 | 415 | 52 | 363 | 162,658 |
| Columbia | 151 | 166 | 14 | 152 | 73,830 |
| Cortland | 161 | 219 | 54 | 165 | 62,923 |
| Delaware | 64 | 69 | 5 | 64 | 24,119 |
| Dutchess | 503 | 660 | 186 | 474 | 286,154 |
| Erie | 5,376 | 9,010 | 3,564 | 5,446 | 2,162,640 |
| Essex | 72 | 89 | 12 | 77 | 24,371 |
| Franklin | 133 | 181 | 43 | 138 | 50,675 |
| Fulton | 160 | 172 | 8 | 164 | 67,893 |
| Genesee | 157 | 194 | 38 | 156 | 65,113 |
| Greene | 152 | 182 | 28 | 154 | 58,799 |
| Hamilton | 7 | 11 | 4 | 7 | 2,986 |
| Herkimer | 120 | 141 | 25 | 116 | 47,332 |
| Jefferson | 451 | 616 | 155 | 461 | 188,584 |
| Lewis | 42 | 48 | 7 | 41 | 14,218 |
| Livingston | 287 | 351 | 52 | 299 | 131,125 |
| Madison | 55 | 57 | 8 | 49 | 20,937 |
| Monroe | 7,070 | 12,585 | 5,450 | 7,135 | 3,525,321 |
| Montgomery | 136 | 178 | 40 | 138 | 60,897 |
| Nassau | 1,803 | 2,735 | 935 | 1,800 | 1,065,182 |
| Niagara | 1,051 | 1,651 | 598 | 1,053 | 400,950 |
| Oneida | 848 | 1,410 | 562 | 848 | 354,695 |
| Onondaga | 2,690 | 4,181 | 1,507 | 2,674 | 1,145,181 |
| Ontario | 334 | 429 | 104 | 325 | 134,306 |
| Orange | 1,059 | 1,973 | 873 | 1,100 | 677,030 |
| Orleans | 182 | 250 | 69 | 181 | 79,754 |
| Oswego | 269 | 343 | 75 | 268 | 130,685 |
| Otsego | 70 | 71 | 2 | 69 | 43,363 |
| Putnam | 55 | 60 | 5 | 55 | 37,796 |
| Rensselaer | 351 | 418 | 61 | 357 | 200,836 |
| Rockland | 515 | 1,264 | 671 | 593 | 280,219 |
| St.Lawrence | 373 | 564 | 179 | 385 | 133,358 |
| Saratoga | 126 | 143 | 20 | 123 | 79,784 |
| Schenectady | 517 | 725 | 223 | 502 | 300,577 |
| Schoharie | 47 | 52 | 4 | 48 | 24,437 |
| Schuyler | 50 | 60 | 11 | 49 | 19,048 |
| Seneca | 92 | 119 | 38 | 81 | 38,828 |
| Steuben | 487 | 669 | 174 | 495 | 174,000 |
| Suffolk | 3,705 | 5,432 | 1,702 | 3,730 | 2,339,339 |
| Sullivan | 224 | 288 | 74 | 214 | 123,544 |
| Tioga | 120 | 162 | 45 | 117 | 54,357 |
| Tompkins | 323 | 404 | 78 | 326 | 144,705 |
| Ulster | 426 | 549 | 133 | 416 | 200,782 |
| Warren | 120 | 131 | 12 | 119 | 69,646 |
| Washington | 164 | 199 | 40 | 159 | 92,660 |
| Wayne | 300 | 333 | 43 | 290 | 125,195 |
| Westchester | 4,232 | 7,334 | 2,947 | 4,387 | 3,981,969 |
| Wyoming | 72 | 74 | 6 | 68 | 26,510 |
| Yates | 58 | 61 | 3 | 58 | 20,353 |

* Expenditures partially estimated.

Table 11
SAFETY NET ASSISTANCE-FNP BY CASE CATEGORY
(Maintenance of Effort (MOE) vs. Non-Maintenance of Effort (Non-MOE))
Cases, Recipients, Children, Adults and Expenditures by Local District
June 2003

| Local District | Maintenance of Effort (MOE) | | | | | Non-Maintenance of Effort (Non-MOE) | | | | |
|----------------|-----------------------------|------------|----------|--------|--------------|-------------------------------------|------------|----------|---------|--------------|
| | Cases | Recipients | Children | Adults | Expenditures | Cases | Recipients | Children | Adults | Expenditures |
| New York State | 47,679 | 156,816 | 108,905 | 47,911 | \$24,630,404 | 113,065 | 128,002 | 11,708 | 116,294 | \$44,144,837 |
| New York City* | 40,633 | 130,055 | 89,925 | 40,130 | 19,453,000 | 79,662 | 90,589 | 7,401 | 83,188 | 27,786,000 |
| Rest of State | 7,046 | 26,761 | 18,980 | 7,781 | 5,177,404 | 33,403 | 37,413 | 4,307 | 33,106 | 16,358,837 |
| Albany | 279 | 1,116 | 814 | 302 | 177,693 | 1,171 | 1,321 | 144 | 1,177 | 656,768 |
| Allegany | 25 | 94 | 64 | 30 | 9,809 | 156 | 181 | 22 | 159 | 50,385 |
| Broome | 145 | 557 | 389 | 168 | 71,302 | 804 | 942 | 132 | 810 | 365,234 |
| Cattaraugus | 19 | 64 | 42 | 22 | 11,169 | 223 | 254 | 33 | 221 | 83,686 |
| Cayuga | 19 | 85 | 59 | 26 | 9,525 | 123 | 128 | 4 | 124 | 52,171 |
| Chautauqua | 125 | 467 | 350 | 117 | 59,311 | 705 | 792 | 87 | 705 | 247,965 |
| Chemung | 50 | 201 | 141 | 60 | 24,028 | 409 | 444 | 38 | 406 | 155,216 |
| Chenango | 8 | 32 | 24 | 8 | 3,089 | 66 | 68 | 5 | 63 | 29,226 |
| Clinton | 13 | 45 | 28 | 17 | 7,499 | 349 | 370 | 24 | 346 | 155,159 |
| Columbia | 5 | 12 | 6 | 6 | 2,337 | 146 | 154 | 8 | 146 | 71,493 |
| Cortland | 21 | 75 | 48 | 27 | 9,629 | 140 | 144 | 6 | 138 | 53,294 |
| Delaware | 0 | 0 | 0 | 0 | 0 | 64 | 69 | 5 | 64 | 24,119 |
| Dutchess | 26 | 102 | 73 | 29 | 15,128 | 477 | 558 | 113 | 445 | 271,026 |
| Erie | 1,079 | 4,041 | 2,873 | 1,168 | 516,114 | 4,297 | 4,969 | 691 | 4,278 | 1,646,526 |
| Essex | 4 | 14 | 9 | 5 | 1,339 | 68 | 75 | 3 | 72 | 23,032 |
| Franklin | 17 | 60 | 40 | 20 | 6,649 | 116 | 121 | 3 | 118 | 44,026 |
| Fulton | 0 | 0 | 0 | 0 | 0 | 160 | 172 | 8 | 164 | 67,893 |
| Genesee | 8 | 34 | 26 | 8 | 2,741 | 149 | 160 | 12 | 148 | 62,372 |
| Greene | 9 | 31 | 22 | 9 | 4,196 | 143 | 151 | 6 | 145 | 54,603 |
| Hamilton | 0 | 0 | 0 | 0 | 0 | 7 | 11 | 4 | 7 | 2,986 |
| Herkimer | 3 | 8 | 5 | 3 | 1,216 | 117 | 133 | 20 | 113 | 46,116 |
| Jefferson | 53 | 204 | 139 | 65 | 27,141 | 398 | 412 | 16 | 396 | 161,443 |
| Lewis | 2 | 6 | 4 | 2 | 1,213 | 40 | 42 | 3 | 39 | 13,005 |
| Livingston | 13 | 47 | 31 | 16 | 6,297 | 274 | 304 | 21 | 283 | 124,828 |
| Madison | 0 | 0 | 0 | 0 | 0 | 55 | 57 | 8 | 49 | 20,937 |
| Monroe | 1,703 | 6,439 | 4,606 | 1,833 | 996,958 | 5,367 | 6,146 | 844 | 5,302 | 2,528,363 |
| Montgomery | 1 | 1 | 0 | 1 | 1,180 | 135 | 177 | 40 | 137 | 59,717 |
| Nassau | 269 | 893 | 617 | 276 | 203,903 | 1,534 | 1,842 | 318 | 1,524 | 861,279 |
| Niagara | 196 | 729 | 521 | 208 | 105,345 | 855 | 922 | 77 | 845 | 295,605 |
| Oneida | 159 | 654 | 485 | 169 | 81,182 | 689 | 756 | 77 | 679 | 273,513 |
| Onondaga | 397 | 1,599 | 1,170 | 429 | 233,723 | 2,293 | 2,582 | 337 | 2,245 | 911,458 |
| Ontario | 22 | 82 | 57 | 25 | 10,917 | 312 | 347 | 47 | 300 | 123,389 |
| Orange | 216 | 1,025 | 750 | 275 | 155,324 | 843 | 948 | 123 | 825 | 521,706 |
| Orleans | 19 | 68 | 45 | 23 | 9,686 | 163 | 182 | 24 | 158 | 70,068 |
| Oswego | 21 | 74 | 54 | 20 | 8,829 | 248 | 269 | 21 | 248 | 121,856 |
| Otsego | 0 | 0 | 0 | 0 | 0 | 70 | 71 | 2 | 69 | 43,363 |
| Putnam | 2 | 4 | 2 | 2 | 2,214 | 53 | 56 | 3 | 53 | 35,582 |
| Rensselaer | 19 | 70 | 52 | 18 | 11,298 | 332 | 348 | 9 | 339 | 189,538 |
| Rockland | 132 | 811 | 602 | 209 | 76,520 | 383 | 453 | 69 | 384 | 203,699 |
| St.Lawrence | 59 | 226 | 160 | 66 | 25,150 | 314 | 338 | 19 | 319 | 108,208 |
| Saratoga | 1 | 2 | 0 | 2 | 430 | 125 | 141 | 20 | 121 | 79,354 |
| Schenectady | 52 | 226 | 167 | 59 | 28,570 | 465 | 499 | 56 | 443 | 272,007 |
| Schoharie | 1 | 3 | 1 | 2 | 556 | 46 | 49 | 3 | 46 | 23,881 |
| Schuyler | 2 | 9 | 7 | 2 | 789 | 48 | 51 | 4 | 47 | 18,259 |
| Seneca | 2 | 9 | 7 | 2 | 1,018 | 90 | 110 | 31 | 79 | 37,810 |
| Steuben | 52 | 168 | 119 | 49 | 21,833 | 435 | 501 | 55 | 446 | 152,167 |
| Suffolk | 564 | 2,064 | 1,445 | 619 | 814,465 | 3,141 | 3,368 | 257 | 3,111 | 1,524,874 |
| Sullivan | 6 | 32 | 26 | 6 | 3,593 | 218 | 256 | 48 | 208 | 119,951 |
| Tioga | 9 | 31 | 23 | 8 | 4,737 | 111 | 131 | 22 | 109 | 49,620 |
| Tompkins | 25 | 84 | 56 | 28 | 9,482 | 298 | 320 | 22 | 298 | 135,223 |
| Ulster | 40 | 136 | 92 | 44 | 23,487 | 386 | 413 | 41 | 372 | 177,295 |
| Warren | 0 | 0 | 0 | 0 | 0 | 120 | 131 | 12 | 119 | 69,646 |
| Washington | 5 | 19 | 13 | 6 | 1,567 | 159 | 180 | 27 | 153 | 91,093 |
| Wayne | 8 | 27 | 19 | 8 | 4,353 | 292 | 306 | 24 | 282 | 120,842 |
| Westchester | 1,140 | 3,979 | 2,695 | 1,284 | 1,372,604 | 3,092 | 3,355 | 252 | 3,103 | 2,609,365 |
| Wyoming | 1 | 2 | 2 | 0 | 266 | 71 | 72 | 4 | 68 | 26,244 |
| Yates | 0 | 0 | 0 | 0 | 0 | 58 | 61 | 3 | 58 | 20,353 |

Table 12
SAFETY NET ASSISTANCE-FNP-CASH TOTAL
Cases, Recipients, Children, Adults and Expenditures by Local District
June 2003

| Local District | Safety Net Assistance-FNP-Cash Total | | | | |
|----------------|--------------------------------------|------------|----------|----------|--------------|
| | Cases | Recipients | Children | Adults | Expenditures |
| New York State | See Note | See Note | See Note | See Note | See Note |
| New York City | See Note | See Note | See Note | See Note | See Note |
| Rest of State | 22,479 | 25,081 | 2,841 | 22,240 | \$10,611,204 |
| Albany | 735 | 806 | 70 | 736 | 380,979 |
| Allegany | 131 | 140 | 7 | 133 | 36,692 |
| Broome | 539 | 607 | 68 | 539 | 228,350 |
| Cattaraugus | 174 | 207 | 33 | 174 | 65,444 |
| Cayuga | 101 | 105 | 3 | 102 | 36,639 |
| Chautauqua | 515 | 538 | 25 | 513 | 164,384 |
| Chemung | 322 | 339 | 19 | 320 | 107,674 |
| Chenango | 55 | 61 | 9 | 52 | 21,426 |
| Clinton | 280 | 300 | 21 | 279 | 119,733 |
| Columbia | 113 | 116 | 1 | 115 | 47,026 |
| Cortland | 109 | 121 | 13 | 108 | 35,642 |
| Delaware | 54 | 58 | 4 | 54 | 16,720 |
| Dutchess | 294 | 338 | 68 | 270 | 145,343 |
| Erie | 2,168 | 2,576 | 440 | 2,136 | 846,196 |
| Essex | 59 | 66 | 1 | 65 | 22,147 |
| Franklin | 100 | 103 | 1 | 102 | 36,690 |
| Fulton | 120 | 130 | 7 | 123 | 46,725 |
| Genesee | 99 | 103 | 5 | 98 | 26,047 |
| Greene | 117 | 121 | 3 | 118 | 40,683 |
| Hamilton | 6 | 6 | 0 | 6 | 2,346 |
| Herkimer | 78 | 80 | 6 | 74 | 26,062 |
| Jefferson | 288 | 307 | 21 | 286 | 104,777 |
| Lewis | 35 | 37 | 3 | 34 | 10,663 |
| Livingston | 194 | 214 | 12 | 202 | 89,561 |
| Madison | 45 | 47 | 8 | 39 | 12,967 |
| Monroe | 3,050 | 3,635 | 641 | 2,994 | 1,469,305 |
| Montgomery | 92 | 103 | 10 | 93 | 34,705 |
| Nassau | 1,148 | 1,219 | 78 | 1,141 | 556,809 |
| Niagara | 498 | 523 | 37 | 486 | 174,328 |
| Oneida | 516 | 597 | 87 | 510 | 181,780 |
| Onondaga | 1,967 | 2,237 | 281 | 1,956 | 772,254 |
| Ontario | 239 | 249 | 18 | 231 | 86,969 |
| Orange | 598 | 661 | 76 | 585 | 318,199 |
| Orleans | 126 | 134 | 13 | 121 | 52,325 |
| Oswego | 182 | 201 | 17 | 184 | 71,564 |
| Otsego | 41 | 42 | 2 | 40 | 23,018 |
| Putnam | 35 | 38 | 2 | 36 | 16,369 |
| Rensselaer | 216 | 225 | 1 | 224 | 111,710 |
| Rockland | 207 | 223 | 17 | 206 | 86,803 |
| St.Lawrence | 246 | 268 | 16 | 252 | 75,143 |
| Saratoga | 101 | 118 | 20 | 98 | 52,655 |
| Schenectady | 298 | 310 | 31 | 279 | 169,578 |
| Schoharie | 29 | 31 | 1 | 30 | 11,386 |
| Schuyler | 42 | 52 | 10 | 42 | 14,812 |
| Seneca | 52 | 53 | 9 | 44 | 19,386 |
| Steuben | 358 | 379 | 14 | 365 | 117,627 |
| Suffolk | 2,548 | 2,818 | 291 | 2,527 | 1,301,877 |
| Sullivan | 151 | 181 | 42 | 139 | 72,856 |
| Tioga | 91 | 96 | 6 | 90 | 37,072 |
| Tompkins | 178 | 195 | 19 | 176 | 84,566 |
| Ulster | 237 | 250 | 24 | 226 | 96,016 |
| Warren | 78 | 80 | 4 | 76 | 39,396 |
| Washington | 129 | 148 | 22 | 126 | 66,572 |
| Wayne | 206 | 218 | 17 | 201 | 73,076 |
| Westchester | 1,974 | 2,153 | 184 | 1,969 | 1,712,279 |
| Wyoming | 59 | 60 | 1 | 59 | 19,711 |
| Yates | 56 | 58 | 2 | 56 | 20,142 |

Note: A breakout of Safety Net Assistance-FNP-Cash and Safety Net Assistance-FNP-Non-Cash data is not available for New York City.

Table 13
SAFETY NET ASSISTANCE-FNP-CASH BY CASE CATEGORY
(Maintenance of Effort (MOE) vs. Non-Maintenance of Effort (Non-MOE))
Cases, Recipients, Children, Adults and Expenditures by Local District
June 2003

| Local District | Maintenance of Effort (MOE) | | | | | Non-Maintenance of Effort (Non-MOE) | | | | |
|----------------|-----------------------------|------------|----------|----------|--------------|-------------------------------------|------------|----------|----------|--------------|
| | Cases | Recipients | Children | Adults | Expenditures | Cases | Recipients | Children | Adults | Expenditures |
| New York State | See Note | See Note | See Note | See Note | See Note | See Note | See Note | See Note | See Note | See Note |
| New York City | See Note | See Note | See Note | See Note | See Note | See Note | See Note | See Note | See Note | See Note |
| Rest of State | 710 | 1,923 | 1,144 | 779 | \$463,081 | 21,769 | 23,158 | 1,697 | 21,461 | \$10,148,123 |
| Albany | 22 | 70 | 48 | 22 | 13,060 | 713 | 736 | 22 | 714 | 367,919 |
| Allegany | 2 | 3 | 1 | 2 | 599 | 129 | 137 | 6 | 131 | 36,093 |
| Broome | 4 | 10 | 6 | 4 | 1,747 | 535 | 597 | 62 | 535 | 226,603 |
| Cattaraugus | 9 | 29 | 18 | 11 | 3,772 | 165 | 178 | 15 | 163 | 61,672 |
| Cayuga | 1 | 2 | 1 | 1 | 365 | 100 | 103 | 2 | 101 | 36,274 |
| Chautauqua | 0 | 0 | 0 | 0 | 0 | 515 | 538 | 25 | 513 | 164,384 |
| Chemung | 1 | 2 | 0 | 2 | 231 | 321 | 337 | 19 | 318 | 107,443 |
| Chenango | 1 | 5 | 4 | 1 | 372 | 54 | 56 | 5 | 51 | 21,054 |
| Clinton | 2 | 6 | 3 | 3 | 627 | 278 | 294 | 18 | 276 | 119,106 |
| Columbia | 1 | 1 | 0 | 1 | 137 | 112 | 115 | 1 | 114 | 46,889 |
| Cortland | 4 | 14 | 9 | 5 | 1,872 | 105 | 107 | 4 | 103 | 33,770 |
| Delaware | 0 | 0 | 0 | 0 | 0 | 54 | 58 | 4 | 54 | 16,720 |
| Dutchess | 5 | 15 | 10 | 5 | 3,625 | 289 | 323 | 58 | 265 | 141,718 |
| Erie | 84 | 265 | 174 | 91 | 46,773 | 2,084 | 2,311 | 266 | 2,045 | 799,423 |
| Essex | 1 | 3 | 1 | 2 | 453 | 58 | 63 | 0 | 63 | 21,694 |
| Franklin | 0 | 0 | 0 | 0 | 0 | 100 | 103 | 1 | 102 | 36,690 |
| Fulton | 0 | 0 | 0 | 0 | 0 | 120 | 130 | 7 | 123 | 46,725 |
| Genesee | 0 | 0 | 0 | 0 | 0 | 99 | 103 | 5 | 98 | 26,047 |
| Greene | 3 | 6 | 3 | 3 | 1,033 | 114 | 115 | 0 | 115 | 39,650 |
| Hamilton | 0 | 0 | 0 | 0 | 0 | 6 | 6 | 0 | 6 | 2,346 |
| Herkimer | 1 | 1 | 0 | 1 | 295 | 77 | 79 | 6 | 73 | 25,767 |
| Jefferson | 6 | 20 | 13 | 7 | 3,388 | 282 | 287 | 8 | 279 | 101,389 |
| Lewis | 0 | 0 | 0 | 0 | 0 | 35 | 37 | 3 | 34 | 10,663 |
| Livingston | 0 | 0 | 0 | 0 | 0 | 194 | 214 | 12 | 202 | 89,561 |
| Madison | 0 | 0 | 0 | 0 | 0 | 45 | 47 | 8 | 39 | 12,967 |
| Monroe | 223 | 623 | 373 | 250 | 121,788 | 2,827 | 3,012 | 268 | 2,744 | 1,347,517 |
| Montgomery | 1 | 1 | 0 | 1 | 1,180 | 91 | 102 | 10 | 92 | 33,525 |
| Nassau | 26 | 36 | 12 | 24 | 12,137 | 1,122 | 1,183 | 66 | 1,117 | 544,672 |
| Niagara | 2 | 4 | 1 | 3 | 643 | 496 | 519 | 36 | 483 | 173,685 |
| Oneida | 14 | 45 | 29 | 16 | 5,678 | 502 | 552 | 58 | 494 | 176,102 |
| Onondaga | 56 | 180 | 121 | 59 | 31,114 | 1,911 | 2,057 | 160 | 1,897 | 741,140 |
| Ontario | 3 | 3 | 0 | 3 | 1,046 | 236 | 246 | 18 | 228 | 85,923 |
| Orange | 31 | 69 | 34 | 35 | 13,015 | 567 | 592 | 42 | 550 | 305,184 |
| Orleans | 2 | 3 | 1 | 2 | 1,099 | 124 | 131 | 12 | 119 | 51,226 |
| Oswego | 3 | 13 | 9 | 4 | 1,237 | 179 | 188 | 8 | 180 | 70,327 |
| Otsego | 0 | 0 | 0 | 0 | 0 | 41 | 42 | 2 | 40 | 23,018 |
| Putnam | 1 | 1 | 0 | 1 | 1,496 | 34 | 37 | 2 | 35 | 14,873 |
| Rensselaer | 0 | 0 | 0 | 0 | 0 | 216 | 225 | 1 | 224 | 111,710 |
| Rockland | 5 | 7 | 2 | 5 | 1,050 | 202 | 216 | 15 | 201 | 85,753 |
| St.Lawrence | 5 | 12 | 7 | 5 | 1,911 | 241 | 256 | 9 | 247 | 73,232 |
| Saratoga | 1 | 2 | 0 | 2 | 430 | 100 | 116 | 20 | 96 | 52,225 |
| Schenectady | 0 | 0 | 0 | 0 | 0 | 298 | 310 | 31 | 279 | 169,578 |
| Schoharie | 0 | 0 | 0 | 0 | 0 | 29 | 31 | 1 | 30 | 11,386 |
| Schuyler | 2 | 9 | 7 | 2 | 789 | 40 | 43 | 3 | 40 | 14,023 |
| Seneca | 0 | 0 | 0 | 0 | 0 | 52 | 53 | 9 | 44 | 19,386 |
| Steuben | 5 | 7 | 3 | 4 | 1,188 | 353 | 372 | 11 | 361 | 116,439 |
| Suffolk | 87 | 210 | 114 | 96 | 104,114 | 2,461 | 2,608 | 177 | 2,431 | 1,197,763 |
| Sullivan | 3 | 21 | 18 | 3 | 2,594 | 148 | 160 | 24 | 136 | 70,262 |
| Tioga | 1 | 1 | 0 | 1 | 337 | 90 | 95 | 6 | 89 | 36,735 |
| Tompkins | 2 | 5 | 2 | 3 | 492 | 176 | 190 | 17 | 173 | 84,074 |
| Ulster | 2 | 4 | 1 | 3 | 710 | 235 | 246 | 23 | 223 | 95,306 |
| Warren | 0 | 0 | 0 | 0 | 0 | 78 | 80 | 4 | 76 | 39,396 |
| Washington | 3 | 8 | 5 | 3 | 1,124 | 126 | 140 | 17 | 123 | 65,448 |
| Wayne | 2 | 6 | 4 | 2 | 1,106 | 204 | 212 | 13 | 199 | 71,970 |
| Westchester | 83 | 201 | 110 | 91 | 78,454 | 1,891 | 1,952 | 74 | 1,878 | 1,633,825 |
| Wyoming | 0 | 0 | 0 | 0 | 0 | 59 | 60 | 1 | 59 | 19,711 |
| Yates | 0 | 0 | 0 | 0 | 0 | 56 | 58 | 2 | 56 | 20,142 |

Note: A breakout of Safety Net Assistance-FNP-Cash and Safety Net Assistance-FNP-Non-Cash data is not available for New York City.

Table 14
SAFETY NET ASSISTANCE-FNP-NON-CASH TOTAL
Cases, Recipients, Children, Adults and Expenditures by Local District
June 2003

| Local District | Safety Net Assistance-FNP-Non-Cash Total | | | | |
|----------------|--|------------|----------|----------|--------------|
| | Cases | Recipients | Children | Adults | Expenditures |
| New York State | See Note | See Note | See Note | See Note | See Note |
| New York City | See Note | See Note | See Note | See Note | See Note |
| Rest of State | 17,970 | 39,093 | 20,446 | 18,647 | \$10,925,037 |
| Albany | 715 | 1,631 | 888 | 743 | 453,482 |
| Allegany | 50 | 135 | 79 | 56 | 23,502 |
| Broome | 410 | 892 | 453 | 439 | 208,186 |
| Cattaraugus | 68 | 111 | 42 | 69 | 29,411 |
| Cayuga | 41 | 108 | 60 | 48 | 25,057 |
| Chautauqua | 315 | 721 | 412 | 309 | 142,892 |
| Chemung | 137 | 306 | 160 | 146 | 71,570 |
| Chenango | 19 | 39 | 20 | 19 | 10,889 |
| Clinton | 82 | 115 | 31 | 84 | 42,925 |
| Columbia | 38 | 50 | 13 | 37 | 26,804 |
| Cortland | 52 | 98 | 41 | 57 | 27,281 |
| Delaware | 10 | 11 | 1 | 10 | 7,399 |
| Dutchess | 209 | 322 | 118 | 204 | 140,811 |
| Erie | 3,208 | 6,434 | 3,124 | 3,310 | 1,316,444 |
| Essex | 13 | 23 | 11 | 12 | 2,224 |
| Franklin | 33 | 78 | 42 | 36 | 13,985 |
| Fulton | 40 | 42 | 1 | 41 | 21,168 |
| Genesee | 58 | 91 | 33 | 58 | 39,066 |
| Greene | 35 | 61 | 25 | 36 | 18,116 |
| Hamilton | 1 | 5 | 4 | 1 | 640 |
| Herkimer | 42 | 61 | 19 | 42 | 21,270 |
| Jefferson | 163 | 309 | 134 | 175 | 83,807 |
| Lewis | 7 | 11 | 4 | 7 | 3,555 |
| Livingston | 93 | 137 | 40 | 97 | 41,564 |
| Madison | 10 | 10 | 0 | 10 | 7,970 |
| Monroe | 4,020 | 8,950 | 4,809 | 4,141 | 2,056,016 |
| Montgomery | 44 | 75 | 30 | 45 | 26,192 |
| Nassau | 655 | 1,516 | 857 | 659 | 508,373 |
| Niagara | 553 | 1,128 | 561 | 567 | 226,622 |
| Oneida | 332 | 813 | 475 | 338 | 172,915 |
| Onondaga | 723 | 1,944 | 1,226 | 718 | 372,927 |
| Ontario | 95 | 180 | 86 | 94 | 47,337 |
| Orange | 461 | 1,312 | 797 | 515 | 358,831 |
| Orleans | 56 | 116 | 56 | 60 | 27,429 |
| Oswego | 87 | 142 | 58 | 84 | 59,121 |
| Otsego | 29 | 29 | 0 | 29 | 20,345 |
| Putnam | 20 | 22 | 3 | 19 | 21,427 |
| Rensselaer | 135 | 193 | 60 | 133 | 89,126 |
| Rockland | 308 | 1,041 | 654 | 387 | 193,416 |
| St.Lawrence | 127 | 296 | 163 | 133 | 58,215 |
| Saratoga | 25 | 25 | 0 | 25 | 27,129 |
| Schenectady | 219 | 415 | 192 | 223 | 130,999 |
| Schoharie | 18 | 21 | 3 | 18 | 13,051 |
| Schuyler | 8 | 8 | 1 | 7 | 4,236 |
| Seneca | 40 | 66 | 29 | 37 | 19,442 |
| Steuben | 129 | 290 | 160 | 130 | 56,373 |
| Suffolk | 1,157 | 2,614 | 1,411 | 1,203 | 1,037,462 |
| Sullivan | 73 | 107 | 32 | 75 | 50,688 |
| Tioga | 29 | 66 | 39 | 27 | 17,285 |
| Tompkins | 145 | 209 | 59 | 150 | 60,139 |
| Ulster | 189 | 299 | 109 | 190 | 104,766 |
| Warren | 42 | 51 | 8 | 43 | 30,250 |
| Washington | 35 | 51 | 18 | 33 | 26,088 |
| Wayne | 94 | 115 | 26 | 89 | 52,119 |
| Westchester | 2,258 | 5,181 | 2,763 | 2,418 | 2,269,690 |
| Wyoming | 13 | 14 | 5 | 9 | 6,799 |
| Yates | 2 | 3 | 1 | 2 | 211 |

Note: A breakout of Safety Net Assistance-FNP-Cash and Safety Net Assistance-FNP-Non-Cash data is not available for New York City.

Table 15
SAFETY NET ASSISTANCE-FNP-NON-CASH BY CASE CATEGORY
(Maintenance of Effort (MOE) vs. Non-Maintenance of Effort (Non-MOE))
Cases, Recipients, Children, Adults and Expenditures by Local District
June 2003

| Local District | Maintenance of Effort (MOE) | | | | | Non-Maintenance of Effort (Non-MOE) | | | | |
|----------------|-----------------------------|------------|----------|----------|--------------|-------------------------------------|------------|----------|----------|--------------|
| | Cases | Recipients | Children | Adults | Expenditures | Cases | Recipients | Children | Adults | Expenditures |
| New York State | See Note | See Note | See Note | See Note | See Note | See Note | See Note | See Note | See Note | See Note |
| New York City | See Note | See Note | See Note | See Note | See Note | See Note | See Note | See Note | See Note | See Note |
| Rest of State | 6,336 | 24,838 | 17,836 | 7,002 | \$4,714,323 | 11,634 | 14,255 | 2,610 | 11,645 | \$6,210,714 |
| Albany | 257 | 1,046 | 766 | 280 | 164,633 | 458 | 585 | 122 | 463 | 288,849 |
| Allegany | 23 | 91 | 63 | 28 | 9,210 | 27 | 44 | 16 | 28 | 14,292 |
| Broome | 141 | 547 | 383 | 164 | 69,555 | 269 | 345 | 70 | 275 | 138,631 |
| Cattaraugus | 10 | 35 | 24 | 11 | 7,397 | 58 | 76 | 18 | 58 | 22,014 |
| Cayuga | 18 | 83 | 58 | 25 | 9,160 | 23 | 25 | 2 | 23 | 15,897 |
| Chautauqua | 125 | 467 | 350 | 117 | 59,311 | 190 | 254 | 62 | 192 | 83,581 |
| Chemung | 49 | 199 | 141 | 58 | 23,797 | 88 | 107 | 19 | 88 | 47,773 |
| Chenango | 7 | 27 | 20 | 7 | 2,717 | 12 | 12 | 0 | 12 | 8,172 |
| Clinton | 11 | 39 | 25 | 14 | 6,872 | 71 | 76 | 6 | 70 | 36,053 |
| Columbia | 4 | 11 | 6 | 5 | 2,200 | 34 | 39 | 7 | 32 | 24,604 |
| Cortland | 17 | 61 | 39 | 22 | 7,757 | 35 | 37 | 2 | 35 | 19,524 |
| Delaware | 0 | 0 | 0 | 0 | 0 | 10 | 11 | 1 | 10 | 7,399 |
| Dutchess | 21 | 87 | 63 | 24 | 11,503 | 188 | 235 | 55 | 180 | 129,308 |
| Erie | 995 | 3,776 | 2,699 | 1,077 | 469,341 | 2,213 | 2,658 | 425 | 2,233 | 847,103 |
| Essex | 3 | 11 | 8 | 3 | 886 | 10 | 12 | 3 | 9 | 1,338 |
| Franklin | 17 | 60 | 40 | 20 | 6,649 | 16 | 18 | 2 | 16 | 7,336 |
| Fulton | 0 | 0 | 0 | 0 | 0 | 40 | 42 | 1 | 41 | 21,168 |
| Genesee | 8 | 34 | 26 | 8 | 2,741 | 50 | 57 | 7 | 50 | 36,325 |
| Greene | 6 | 25 | 19 | 6 | 3,163 | 29 | 36 | 6 | 30 | 14,953 |
| Hamilton | 0 | 0 | 0 | 0 | 0 | 1 | 5 | 4 | 1 | 640 |
| Herkimer | 2 | 7 | 5 | 2 | 921 | 40 | 54 | 14 | 40 | 20,349 |
| Jefferson | 47 | 184 | 126 | 58 | 23,753 | 116 | 125 | 8 | 117 | 60,054 |
| Lewis | 2 | 6 | 4 | 2 | 1,213 | 5 | 5 | 0 | 5 | 2,342 |
| Livingston | 13 | 47 | 31 | 16 | 6,297 | 80 | 90 | 9 | 81 | 35,267 |
| Madison | 0 | 0 | 0 | 0 | 0 | 10 | 10 | 0 | 10 | 7,970 |
| Monroe | 1,480 | 5,816 | 4,233 | 1,583 | 875,170 | 2,540 | 3,134 | 576 | 2,558 | 1,180,846 |
| Montgomery | 0 | 0 | 0 | 0 | 0 | 44 | 75 | 30 | 45 | 26,192 |
| Nassau | 243 | 857 | 605 | 252 | 191,766 | 412 | 659 | 252 | 407 | 316,607 |
| Niagara | 194 | 725 | 520 | 205 | 104,702 | 359 | 403 | 41 | 362 | 121,920 |
| Oneida | 145 | 609 | 456 | 153 | 75,504 | 187 | 204 | 19 | 185 | 97,411 |
| Onondaga | 341 | 1,419 | 1,049 | 370 | 202,609 | 382 | 525 | 177 | 348 | 170,318 |
| Ontario | 19 | 79 | 57 | 22 | 9,871 | 76 | 101 | 29 | 72 | 37,466 |
| Orange | 185 | 956 | 716 | 240 | 142,309 | 276 | 356 | 81 | 275 | 216,522 |
| Orleans | 17 | 65 | 44 | 21 | 8,587 | 39 | 51 | 12 | 39 | 18,842 |
| Oswego | 18 | 61 | 45 | 16 | 7,592 | 69 | 81 | 13 | 68 | 51,529 |
| Otsego | 0 | 0 | 0 | 0 | 0 | 29 | 29 | 0 | 29 | 20,345 |
| Putnam | 1 | 3 | 2 | 1 | 718 | 19 | 19 | 1 | 18 | 20,709 |
| Rensselaer | 19 | 70 | 52 | 18 | 11,298 | 116 | 123 | 8 | 115 | 77,828 |
| Rockland | 127 | 804 | 600 | 204 | 75,470 | 181 | 237 | 54 | 183 | 117,946 |
| St.Lawrence | 54 | 214 | 153 | 61 | 23,239 | 73 | 82 | 10 | 72 | 34,976 |
| Saratoga | 0 | 0 | 0 | 0 | 0 | 25 | 25 | 0 | 25 | 27,129 |
| Schenectady | 52 | 226 | 167 | 59 | 28,570 | 167 | 189 | 25 | 164 | 102,429 |
| Schoharie | 1 | 3 | 1 | 2 | 556 | 17 | 18 | 2 | 16 | 12,495 |
| Schuyler | 0 | 0 | 0 | 0 | 0 | 8 | 8 | 1 | 7 | 4,236 |
| Seneca | 2 | 9 | 7 | 2 | 1,018 | 38 | 57 | 22 | 35 | 18,424 |
| Steuben | 47 | 161 | 116 | 45 | 20,645 | 82 | 129 | 44 | 85 | 35,728 |
| Suffolk | 477 | 1,854 | 1,331 | 523 | 710,351 | 680 | 760 | 80 | 680 | 327,111 |
| Sullivan | 3 | 11 | 8 | 3 | 999 | 70 | 96 | 24 | 72 | 49,689 |
| Tioga | 8 | 30 | 23 | 7 | 4,400 | 21 | 36 | 16 | 20 | 12,885 |
| Tompkins | 23 | 79 | 54 | 25 | 8,990 | 122 | 130 | 5 | 125 | 51,149 |
| Ulster | 38 | 132 | 91 | 41 | 22,777 | 151 | 167 | 18 | 149 | 81,989 |
| Warren | 0 | 0 | 0 | 0 | 0 | 42 | 51 | 8 | 43 | 30,250 |
| Washington | 2 | 11 | 8 | 3 | 443 | 33 | 40 | 10 | 30 | 25,645 |
| Wayne | 6 | 21 | 15 | 6 | 3,247 | 88 | 94 | 11 | 83 | 48,872 |
| Westchester | 1,057 | 3,778 | 2,585 | 1,193 | 1,294,150 | 1,201 | 1,403 | 178 | 1,225 | 975,540 |
| Wyoming | 1 | 2 | 2 | 0 | 266 | 12 | 12 | 3 | 9 | 6,533 |
| Yates | 0 | 0 | 0 | 0 | 0 | 2 | 3 | 1 | 2 | 211 |

Note: A breakout of Safety Net Assistance-FNP-Cash and Safety Net Assistance-FNP-Non-Cash data is not available for New York City.

Table 16
FOOD STAMPS
Households, Persons and Value of Food Stamps Benefits by Local District
June 2003

| Local District | Total | | | Temporary Assistance | | | Non-Temporary Assistance | | |
|----------------|------------|-----------|----------------------|----------------------|---------|----------------------|--------------------------|---------|----------------------|
| | Households | Persons | Food Stamps Benefits | Households | Persons | Food Stamps Benefits | Households | Persons | Food Stamps Benefits |
| New York State | 728,832 | 1,454,138 | \$141,645,462 | 495,356 | 882,649 | \$94,250,734 | 233,476 | 571,489 | \$47,394,728 |
| New York City | 451,111 | 871,295 | 91,816,252 | 367,728 | 679,178 | 74,845,005 | 83,383 | 192,117 | 16,971,247 |
| Rest of State | 277,721 | 582,843 | 49,829,210 | 127,628 | 203,471 | 19,405,729 | 150,093 | 379,372 | 30,423,481 |
| Albany | 9,011 | 18,769 | 1,596,829 | 4,927 | 8,571 | 823,480 | 4,084 | 10,198 | 773,349 |
| Allegany | 1,954 | 3,985 | 312,798 | 883 | 1,363 | 122,449 | 1,071 | 2,622 | 190,349 |
| Broome | 6,840 | 13,700 | 1,190,355 | 3,268 | 5,135 | 506,900 | 3,572 | 8,565 | 683,455 |
| Cattaraugus | 3,170 | 6,510 | 497,507 | 1,207 | 1,656 | 144,624 | 1,963 | 4,854 | 352,883 |
| Cayuga | 2,312 | 5,052 | 405,824 | 784 | 1,101 | 98,473 | 1,528 | 3,951 | 307,351 |
| Chautauqua | 6,126 | 13,260 | 1,121,918 | 2,852 | 4,749 | 462,961 | 3,274 | 8,511 | 658,957 |
| Chemung | 3,519 | 7,737 | 647,314 | 1,638 | 2,709 | 266,444 | 1,881 | 5,028 | 380,870 |
| Chenango | 1,977 | 4,441 | 354,696 | 526 | 730 | 68,766 | 1,451 | 3,711 | 285,930 |
| Clinton | 3,326 | 6,311 | 524,365 | 1,504 | 1,956 | 187,572 | 1,822 | 4,355 | 336,793 |
| Columbia | 1,482 | 2,699 | 234,159 | 625 | 868 | 84,575 | 857 | 1,831 | 149,584 |
| Cortland | 1,768 | 3,716 | 306,000 | 721 | 1,058 | 97,959 | 1,047 | 2,658 | 208,041 |
| Delaware | 1,351 | 2,531 | 191,551 | 507 | 604 | 50,619 | 844 | 1,927 | 140,932 |
| Dutchess | 3,908 | 7,292 | 612,597 | 1,654 | 2,328 | 233,426 | 2,254 | 4,964 | 379,171 |
| Erie | 38,446 | 79,173 | 6,899,298 | 17,389 | 27,162 | 2,667,140 | 21,057 | 52,011 | 4,232,158 |
| Essex | 1,204 | 2,276 | 163,770 | 530 | 707 | 53,305 | 674 | 1,569 | 110,465 |
| Franklin | 1,819 | 3,713 | 296,872 | 684 | 908 | 77,795 | 1,135 | 2,805 | 219,077 |
| Fulton | 2,161 | 4,719 | 390,624 | 735 | 958 | 85,514 | 1,426 | 3,761 | 305,110 |
| Genesee | 1,485 | 3,132 | 252,369 | 528 | 712 | 66,889 | 957 | 2,420 | 185,480 |
| Greene | 1,459 | 2,889 | 245,285 | 618 | 882 | 87,657 | 841 | 2,007 | 157,628 |
| Hamilton | 182 | 295 | 15,185 | 30 | 42 | 2,724 | 152 | 253 | 12,461 |
| Herkimer | 2,280 | 4,903 | 403,316 | 723 | 935 | 82,351 | 1,557 | 3,968 | 320,965 |
| Jefferson | 3,994 | 8,859 | 705,090 | 1,534 | 2,259 | 192,509 | 2,460 | 6,600 | 512,581 |
| Lewis | 897 | 2,014 | 151,418 | 295 | 428 | 35,456 | 602 | 1,586 | 115,962 |
| Livingston | 1,829 | 3,579 | 308,186 | 759 | 1,219 | 123,290 | 1,070 | 2,360 | 184,896 |
| Madison | 1,786 | 3,848 | 320,264 | 574 | 653 | 56,558 | 1,212 | 3,195 | 263,706 |
| Monroe | 31,174 | 66,892 | 5,761,787 | 16,236 | 29,412 | 2,786,828 | 14,938 | 37,480 | 2,974,959 |
| Montgomery | 2,211 | 4,987 | 421,104 | 742 | 1,050 | 97,645 | 1,469 | 3,937 | 323,459 |
| Nassau | 10,510 | 18,777 | 1,740,876 | 6,150 | 9,458 | 957,630 | 4,360 | 9,319 | 783,246 |
| Niagara | 7,069 | 14,375 | 1,229,275 | 3,226 | 5,131 | 488,587 | 3,843 | 9,244 | 740,688 |
| Oneida | 10,217 | 22,034 | 1,839,020 | 4,025 | 6,040 | 573,707 | 6,192 | 15,994 | 1,265,311 |
| Onondaga | 15,737 | 35,320 | 3,148,693 | 7,044 | 12,156 | 1,218,172 | 8,693 | 23,164 | 1,930,521 |
| Ontario | 2,567 | 4,993 | 404,767 | 1,084 | 1,628 | 152,215 | 1,483 | 3,365 | 252,552 |
| Orange | 7,798 | 19,988 | 1,839,091 | 3,032 | 5,374 | 548,815 | 4,766 | 14,614 | 1,290,276 |
| Orleans | 1,451 | 3,192 | 269,066 | 544 | 844 | 84,032 | 907 | 2,348 | 185,034 |
| Oswego | 4,177 | 10,153 | 832,743 | 1,337 | 1,964 | 181,138 | 2,840 | 8,189 | 651,605 |
| Otsego | 1,439 | 2,855 | 224,731 | 442 | 496 | 40,312 | 997 | 2,359 | 184,419 |
| Putnam | 584 | 819 | 58,998 | 316 | 370 | 27,755 | 268 | 449 | 31,243 |
| Rensselaer | 4,238 | 8,855 | 799,386 | 1,848 | 2,939 | 293,404 | 2,390 | 5,916 | 505,982 |
| Rockland | 5,232 | 16,741 | 1,437,322 | 1,808 | 3,219 | 246,866 | 3,424 | 13,522 | 1,190,456 |
| St.Lawrence | 3,728 | 7,884 | 625,456 | 1,655 | 2,424 | 218,924 | 2,073 | 5,460 | 406,532 |
| Saratoga | 3,157 | 6,176 | 501,352 | 963 | 1,037 | 89,733 | 2,194 | 5,139 | 411,619 |
| Schenectady | 4,901 | 10,653 | 930,802 | 1,965 | 2,930 | 291,153 | 2,936 | 7,723 | 639,649 |
| Schoharie | 892 | 1,837 | 142,047 | 276 | 329 | 26,377 | 616 | 1,508 | 115,670 |
| Schuyler | 522 | 1,115 | 89,464 | 224 | 342 | 32,652 | 298 | 773 | 56,812 |
| Seneca | 969 | 1,957 | 148,504 | 328 | 467 | 39,630 | 641 | 1,490 | 108,874 |
| Steuben | 3,505 | 7,779 | 644,349 | 1,539 | 2,513 | 235,920 | 1,966 | 5,266 | 408,429 |
| Suffolk | 16,738 | 30,569 | 2,719,513 | 9,744 | 15,101 | 1,433,130 | 6,994 | 15,468 | 1,286,383 |
| Sullivan | 2,521 | 5,125 | 402,020 | 1,148 | 1,683 | 146,265 | 1,373 | 3,442 | 255,755 |
| Tioga | 1,388 | 3,107 | 256,431 | 527 | 827 | 79,130 | 861 | 2,280 | 177,301 |
| Tompkins | 2,191 | 4,283 | 351,639 | 1,051 | 1,594 | 142,108 | 1,140 | 2,689 | 209,531 |
| Ulster | 3,805 | 7,382 | 585,286 | 1,867 | 2,778 | 248,285 | 1,938 | 4,604 | 337,001 |
| Warren | 1,737 | 3,314 | 262,489 | 761 | 1,018 | 83,764 | 976 | 2,296 | 178,725 |
| Washington | 1,866 | 3,843 | 317,087 | 662 | 870 | 81,156 | 1,204 | 2,973 | 235,931 |
| Wayne | 2,830 | 5,443 | 437,946 | 1,116 | 1,456 | 139,572 | 1,714 | 3,987 | 298,374 |
| Westchester | 16,587 | 33,630 | 2,990,159 | 9,931 | 17,651 | 1,678,282 | 6,656 | 15,979 | 1,311,877 |
| Wyoming | 846 | 1,652 | 131,317 | 290 | 373 | 35,235 | 556 | 1,279 | 96,082 |
| Yates | 848 | 1,710 | 138,900 | 252 | 304 | 27,871 | 596 | 1,406 | 111,029 |

Note: Food Stamps households containing only SSI recipients are counted as TA in accordance with Federal reporting requirements.

Note: Statewide data does not include the following FAP data: 26 households, 27 persons and \$3,415 in expenditures.

Table 17
SUPPLEMENTAL SECURITY INCOME
 Recipients, Total Program Expenditures, Federal and State Shares, by Local District
 June 2003

| Local District | Expenditures | | | |
|-----------------|--------------|---------------|---------------|--------------|
| | Recipients | Total | Federal | State |
| New York State* | 628,395 | \$296,294,087 | \$248,283,090 | \$48,010,997 |
| New York City | 398,466 | 193,459,962 | 165,582,747 | 27,877,215 |
| Rest of State | 220,467 | 99,498,824 | 80,531,807 | 18,967,017 |
| Albany | 6,338 | 2,957,335 | 2,389,157 | 568,178 |
| Allegany | 1,428 | 639,119 | 520,636 | 118,483 |
| Broome | 5,195 | 2,310,316 | 1,918,702 | 391,614 |
| Cattaraugus | 2,356 | 1,086,689 | 893,930 | 192,759 |
| Cayuga | 1,736 | 785,137 | 624,260 | 160,877 |
| Chautauqua | 3,957 | 1,832,327 | 1,510,045 | 322,282 |
| Chemung | 2,829 | 1,237,505 | 1,023,351 | 214,154 |
| Chenango | 1,314 | 574,270 | 490,785 | 83,485 |
| Clinton | 2,504 | 1,091,475 | 899,767 | 191,708 |
| Columbia | 1,497 | 653,149 | 508,757 | 144,392 |
| Cortland | 1,187 | 525,976 | 432,760 | 93,216 |
| Delaware | 1,217 | 503,985 | 401,977 | 102,008 |
| Dutchess | 4,378 | 1,909,718 | 1,437,494 | 472,224 |
| Erie | 25,020 | 12,274,314 | 10,106,622 | 2,167,692 |
| Essex | 941 | 394,713 | 290,513 | 104,200 |
| Franklin | 1,581 | 655,520 | 527,401 | 128,119 |
| Fulton | 1,651 | 695,746 | 548,696 | 147,050 |
| Genesee | 1,021 | 441,083 | 344,890 | 96,193 |
| Greene | 1,119 | 537,113 | 440,264 | 96,849 |
| Hamilton | 75 | 27,559 | 22,641 | 4,918 |
| Herkimer | 1,560 | 638,767 | 519,826 | 118,941 |
| Jefferson | 2,836 | 1,215,502 | 1,000,673 | 214,829 |
| Lewis | 635 | 268,183 | 221,152 | 47,031 |
| Livingston | 919 | 429,674 | 357,280 | 72,394 |
| Madison | 1,226 | 486,888 | 385,146 | 101,742 |
| Monroe | 18,204 | 8,604,441 | 7,105,703 | 1,498,738 |
| Montgomery | 1,337 | 559,659 | 460,009 | 99,650 |
| Nassau | 16,646 | 7,299,739 | 5,743,547 | 1,556,192 |
| Niagara | 4,896 | 2,259,698 | 1,843,825 | 415,873 |
| Oneida | 7,248 | 3,298,111 | 2,757,407 | 540,704 |
| Onondaga | 11,440 | 5,306,068 | 4,463,015 | 843,053 |
| Ontario | 1,566 | 690,104 | 561,903 | 128,201 |
| Orange | 5,939 | 2,641,126 | 2,149,164 | 491,962 |
| Orleans | 889 | 380,103 | 311,478 | 68,625 |
| Oswego | 2,877 | 1,268,984 | 1,075,286 | 193,698 |
| Otsego | 1,300 | 526,799 | 407,446 | 119,353 |
| Putnam | 790 | 343,523 | 240,116 | 103,407 |
| Rensselaer | 3,067 | 1,357,136 | 1,088,177 | 268,959 |
| Rockland | 4,313 | 1,915,708 | 1,414,520 | 501,188 |
| St.Lawrence | 3,682 | 1,634,966 | 1,380,339 | 254,627 |
| Saratoga | 2,545 | 1,049,875 | 837,402 | 212,473 |
| Schenectady | 3,866 | 1,750,552 | 1,424,836 | 325,716 |
| Schoharie | 684 | 276,343 | 207,263 | 69,080 |
| Schuyler | 431 | 199,043 | 160,586 | 38,457 |
| Seneca | 672 | 301,736 | 243,128 | 58,608 |
| Steuben | 2,892 | 1,305,031 | 1,100,618 | 204,413 |
| Suffolk | 20,861 | 9,219,225 | 7,141,617 | 2,077,608 |
| Sullivan | 2,539 | 1,131,910 | 838,616 | 293,294 |
| Tioga | 1,010 | 453,779 | 384,537 | 69,242 |
| Tompkins | 1,519 | 683,562 | 540,492 | 143,070 |
| Ulster | 3,955 | 1,707,241 | 1,374,555 | 332,686 |
| Warren | 1,474 | 590,541 | 479,524 | 111,017 |
| Washington | 1,397 | 605,283 | 488,758 | 116,525 |
| Wayne | 1,811 | 766,527 | 626,806 | 139,721 |
| Westchester | 15,005 | 6,711,162 | 5,467,937 | 1,243,225 |
| Wyoming | 617 | 288,627 | 236,623 | 52,004 |
| Yates | 475 | 200,159 | 159,849 | 40,310 |
| Mental Hygiene | 9,462 | 3,335,301 | 2,168,536 | 1,166,765 |

* Only NYS includes Mental Hygiene

Table 18
SUPPLEMENTAL SECURITY INCOME
 SSI Recipients by Living Arrangement and Location
 June 2003

| Living Arrangement | New York State | New York City | Rest of State | Mental Hygiene |
|--------------------------------|----------------|---------------|---------------|----------------|
| Living Alone | 327,303 | 224,540 | 102,750 | 13 |
| Living With Others | 213,201 | 133,049 | 80,136 | 16 |
| Living in Household of Another | 24,050 | 15,211 | 8,838 | 1 |
| Congregate Care Level I | 5,330 | 586 | 430 | 4,314 |
| Congregate Care Level II | 36,857 | 14,085 | 22,161 | 611 |
| Congregate Care Level III | 141 | 29 | 112 | 0 |
| Title XIX Institution | 21,513 | 10,966 | 6,040 | 4,507 |
| Total | 628,395 | 398,466 | 220,467 | 9,462 |

Table 19
SUPPLEMENTAL SECURITY INCOME
 SSI Recipients by Living Arrangement and Category of Assistance
 June 2003

| Living Arrangement | Total | Category of Assistance | | |
|--------------------------------|---------|------------------------|-------|----------|
| | | Aged | Blind | Disabled |
| Living Alone | 327,303 | 100,614 | 1,649 | 225,040 |
| Living With Others | 213,201 | 17,287 | 1,057 | 194,857 |
| Living in Household of Another | 24,050 | 9,571 | 159 | 14,320 |
| Congregate Care Level I | 5,330 | 243 | 23 | 5,064 |
| Congregate Care Level II | 36,857 | 4,534 | 194 | 32,129 |
| Congregate Care Level III | 141 | 1 | 0 | 140 |
| Title XIX Institution | 21,513 | 3,510 | 133 | 17,870 |
| Total | 628,395 | 135,760 | 3,215 | 489,420 |

Table 20
CHILD SUPPORT COLLECTIONS (IV-D)
June 2003

| Local District | Total | Current Assistance | Former Assistance | Never Assistance |
|----------------|---------------|--------------------|-------------------|------------------|
| New York State | \$114,288,065 | \$7,600,653 | \$43,423,836 | \$63,263,576 |
| New York City | 42,751,464 | 4,067,278 | 18,590,251 | 20,093,935 |
| Rest of State | 71,536,601 | 3,533,375 | 24,833,585 | 43,169,641 |
| Albany | 2,029,343 | 105,959 | 575,497 | 1,347,887 |
| Allegany | 455,773 | 36,430 | 240,427 | 178,916 |
| Broome | 1,321,250 | 69,748 | 503,015 | 748,487 |
| Cattaraugus | 808,796 | 61,476 | 385,558 | 361,762 |
| Cayuga | 674,655 | 24,221 | 223,872 | 426,562 |
| Chautauqua | 1,200,180 | 75,168 | 686,555 | 438,457 |
| Chemung | 779,496 | 51,997 | 299,294 | 428,205 |
| Chenango | 434,538 | 16,246 | 125,708 | 292,584 |
| Clinton | 700,198 | 31,970 | 281,039 | 387,189 |
| Columbia | 429,959 | 18,894 | 143,988 | 267,077 |
| Cortland | 440,791 | 21,150 | 160,969 | 258,672 |
| Delaware | 368,236 | 9,575 | 116,006 | 242,655 |
| Dutchess | 1,981,452 | 91,568 | 529,021 | 1,360,863 |
| Erie | 5,012,779 | 295,839 | 2,595,514 | 2,121,426 |
| Essex | 280,085 | 15,067 | 150,889 | 114,129 |
| Franklin | 492,181 | 18,162 | 199,533 | 274,486 |
| Fulton | 519,357 | 13,939 | 169,131 | 336,287 |
| Genesee | 479,279 | 17,755 | 161,861 | 299,663 |
| Greene | 406,690 | 20,568 | 148,793 | 237,329 |
| Hamilton | 42,528 | 518 | 19,146 | 22,864 |
| Herkimer | 576,233 | 23,314 | 259,795 | 293,124 |
| Jefferson | 935,423 | 48,992 | 360,923 | 525,508 |
| Lewis | 228,883 | 7,939 | 77,262 | 143,682 |
| Livingston | 521,830 | 24,312 | 166,928 | 330,590 |
| Madison | 432,788 | 12,150 | 168,260 | 252,378 |
| Monroe | 4,869,728 | 351,716 | 2,113,818 | 2,404,194 |
| Montgomery | 465,990 | 22,420 | 204,165 | 239,405 |
| Nassau | 6,168,162 | 233,855 | 1,318,665 | 4,615,642 |
| Niagara | 1,461,971 | 66,522 | 795,131 | 600,318 |
| Oneida | 1,231,699 | 84,143 | 538,602 | 608,954 |
| Onondaga | 3,363,481 | 166,331 | 1,509,164 | 1,687,986 |
| Ontario | 867,370 | 32,629 | 256,062 | 578,679 |
| Orange | 2,528,076 | 122,568 | 649,583 | 1,755,925 |
| Orleans | 315,744 | 15,543 | 150,700 | 149,501 |
| Oswego | 1,092,377 | 44,783 | 539,243 | 508,351 |
| Otsego | 438,213 | 12,388 | 116,285 | 309,540 |
| Putnam | 543,348 | 4,562 | 75,611 | 463,175 |
| Rensselaer | 1,231,003 | 47,745 | 429,872 | 753,386 |
| Rockland | 1,721,770 | 51,650 | 397,420 | 1,272,700 |
| St. Lawrence | 848,997 | 32,065 | 422,686 | 394,246 |
| Saratoga | 1,356,629 | 19,823 | 225,667 | 1,111,139 |
| Schenectady | 1,114,682 | 46,017 | 290,296 | 778,369 |
| Schoharie | 278,313 | 10,316 | 104,606 | 163,391 |
| Schuyler | 134,138 | 2,749 | 42,038 | 89,351 |
| Seneca | 320,963 | 8,608 | 104,187 | 208,168 |
| Steuben | 765,593 | 34,770 | 361,669 | 369,154 |
| Suffolk | 9,230,066 | 439,625 | 2,422,151 | 6,368,290 |
| Sullivan | 514,830 | 53,532 | 185,668 | 275,630 |
| Tioga | 365,942 | 22,333 | 135,868 | 207,741 |
| Tompkins | 554,312 | 33,869 | 221,525 | 298,918 |
| Ulster | 1,190,610 | 49,395 | 321,755 | 819,460 |
| Warren | 635,531 | 17,970 | 189,737 | 427,824 |
| Washington | 568,372 | 23,532 | 172,904 | 371,936 |
| Wayne | 846,404 | 24,342 | 232,759 | 589,303 |
| Westchester | 4,464,206 | 332,834 | 1,379,735 | 2,751,637 |
| Wyoming | 318,637 | 8,204 | 112,406 | 198,027 |
| Yates | 176,721 | 3,579 | 64,623 | 108,519 |

Note: Effective February 1999, collection amounts include collections made on behalf of other states.