

NEW YORK STATE  
**OFFICE OF TEMPORARY AND DISABILITY ASSISTANCE**  
40 North Pearl Street, Albany, New York 12243-0001

Eliot Spitzer  
*Governor*

David A. Hansell  
*Commissioner*

---

# Temporary and Disability Assistance Statistics

## JUNE 2007

---

### Temporary Assistance

Temporary Assistance: Temporary Assistance recipients totaled 531,307 in June 2007, decreasing by 5,773 (-1.1%) from the previous month. Related expenditures totaled \$149,600,896 in June 2007 decreasing by approximately \$3.2 million (-2.1%) over May 2007.

### Food Stamps

Food Stamps: Recipients of Food Stamps numbered 1,801,707 in June 2007, decreasing by 146 (-0.0%) over May 2007. Food Stamps expenditures totaled \$194,430,741 in June 2007, increasing by \$177,541 (+0.1%) over the previous month.

### Supplemental Security Income

Supplemental Security Income: For June 2007, SSI recipients (including Mental Hygiene) totaled 649,160 decreasing 700 (-0.1%) from the previous month. SSI expenditures in June totaled \$338,866,584 increasing by \$279,291 (+0.1%) from May 2007.

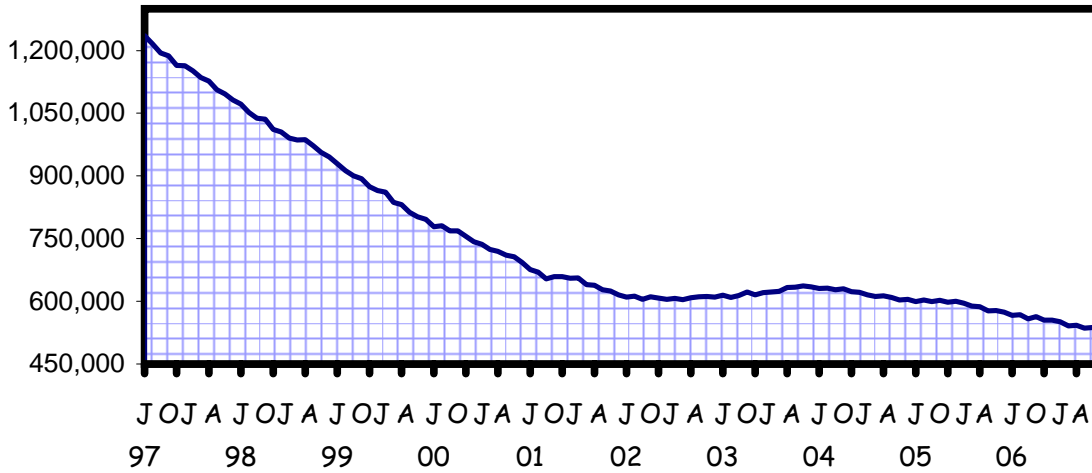
# Table of Contents

| Graphs  |   |    |
|---|---|----|
|   | Total Temporary Assistance Recipients, July 1997 to Present   | 4  |
|   | Food Stamp Persons, July 1997 to Present  | 4  |
|   | Supplemental Security Income Persons, July 1997 to Present  | 4  |
| Temporary Assistance and SSI Summary                    |   |    |
| <b>Table 1:</b>   | Total TA, Family Assistance-FP, Safety Net Assistance and SSI Cases by Region   | 5  |
| <b>Table 2:</b>   | Total TA, Family Assistance-FP, Safety Net Assistance and SSI Recipients by Region                                      | 5  |
| <b>Table 3:</b>   | Total TA, Family Assistance-FP, Safety Net Assistance and SSI Expenditures by Region                                    | 5  |
| Temporary Assistance by Program Area                    |   |    |
| <b>Table 4:</b>   | TA Year to Year Monthly Comparison Cases, Recipients and Expenditures   | 6  |
| <b>Table 5:</b>   | TA Cases, Recipients, Children, Adults and Expenditures   | 7  |
| <b>Table 6:</b>   | Family Assistance Cases-FP, Recipients, Children, Adults and Expenditures   | 8  |
| <b>Table 7:</b>   | Safety Net Assistance Cases, Recipients, Children, Adults and Expenditures  | 9  |
| Temporary Assistance by Funding Source and Program Area |   |    |
| <b>Table 8:</b>   | TA by Funding Source (Temporary Assistance to Needy Families (TANF) and Non-TANF) Cases, Recipients and Expenditures    | 10 |
| <b>Table 9:</b>   | TANF by Program (Family Assistance and Safety Net Assistance-FP) Cases, Recipients, Children, Adults and Expenditures   | 11 |
| <b>Table 10:</b>  | Safety Net Assistance-FNP and Family Assistance-FNP Cases, Recipients, Children, Adults and Expenditures                | 12 |
| <b>Table 11:</b>  | Safety Net Assistance-FNP by Maintenance of Effort Status Cases, Recipients, Children, Adults and Expenditures          | 13 |
| <b>Table 12:</b>  | Safety Net Assistance-FNP Cash Total Cases, Recipients, Children, Adults and Expenditures                               | 14 |
| <b>Table 13:</b>  | Safety Net Assistance-FNP Cash by Maintenance of Effort Status Cases, Recipients, Children, Adults and Expenditures     | 15 |
| <b>Table 14:</b>  | Safety Net Assistance-FNP Non-Cash Total Cases, Recipients, Children, Adults and Expenditures                           | 16 |
| <b>Table 15:</b>  | Safety Net Assistance-FNP Non-Cash by Maintenance of Effort Status Cases, Recipients, Children, Adults and Expenditures | 17 |
| Food Stamps   |   |    |
| <b>Table 16:</b>  | Food Stamp Households, Persons and Value of Food Stamp Benefits   | 18 |
| Supplemental Security Income                            |   |    |
| <b>Table 17:</b>  | SSI Recipients, Total Program Expenditures and State and Federal Shares   | 19 |
| <b>Table 18:</b>  | SSI Recipients by Living Arrangement and Location   | 20 |
| <b>Table 19:</b>  | SSI Recipients by Living Arrangement and Category of Assistance   | 20 |

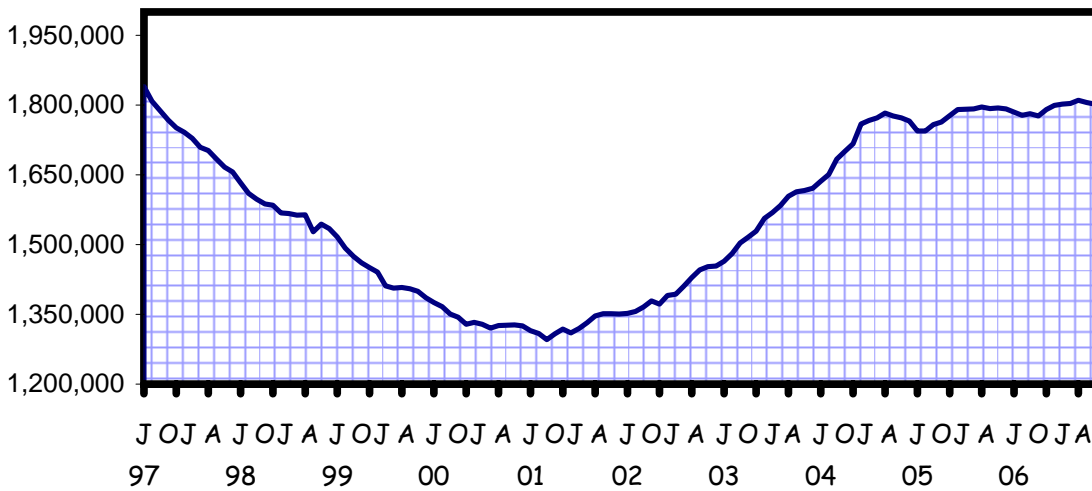
# Table of Contents

| Child Support                      |   |    |
|------------------------------------|---|----|
| <b>Table 20:</b>                   | Child Support Collections (IV-D)  | 21 |
| Aggregate Claims                   |   |    |
| <b>Table 21:</b>                   | Aggregate Claims – Temporary Assistance                                     | 22 |
| <b>Table 22:</b>                   | Aggregate Claims – TANF   | 23 |
| <b>Table 23:</b>                   | Aggregate Claims – MOE  | 24 |
| <b>Table 24:</b>                   | Aggregate Claims – Non-MOE and FA-FNP                                       | 25 |
| Home Energy Assistance Program     |   |    |
| <b>Table 25:</b>                   | Home Energy Assistance Program  | 26 |
| <b>Table 26:</b>                   | Home Energy Assistance Program – Non Emergency                              | 27 |
| <b>Table 27:</b>                   | Home Energy Assistance Program – Emergency                                  | 28 |
| Welfare To Work Statistical Tables |   |    |
| <b>Table 28:</b>                   | All Families Work Participation Rates                                       | 29 |
| <b>Table 29:</b>                   | Work Sanction Status in Federal All Families Work Participation Calculation | 30 |
| <b>Table 30:</b>                   | Temporary Assistance Cases With Earned Income                               | 31 |

# NEW YORK STATE JULY 1997 - JUNE 2007 TEN YEAR TREND TEMPORARY ASSISTANCE RECIPIENTS

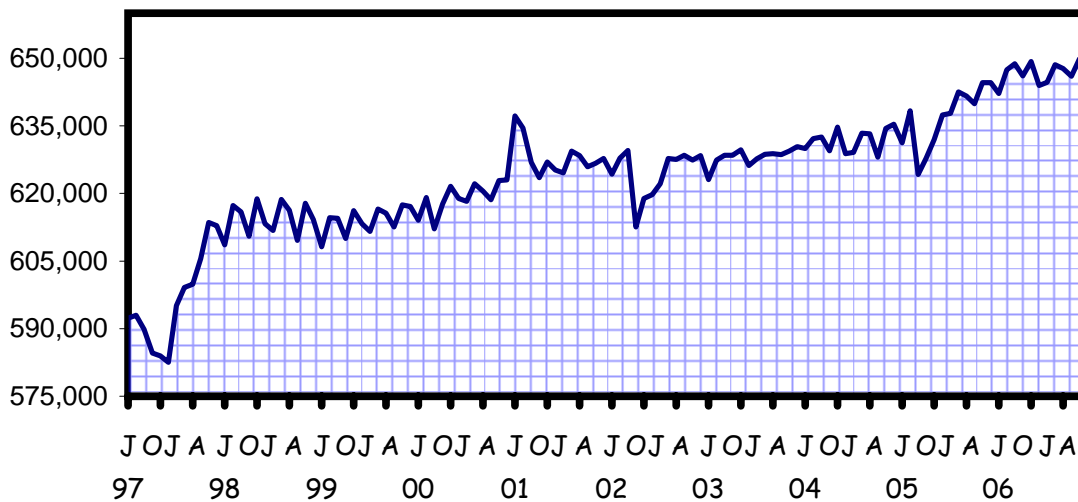


## FOOD STAMPS PERSONS



## SSI PERSONS

(INCLUDING MENTAL HYGIENE)



SELECTED SUMMARY PROGRAM DATA  
BY REGION

Table 1  
TEMPORARY AND DISABILITY ASSISTANCE CASES  
June 2007

| Region         | Cases                           |                      |                       |                              |             |
|----------------|---------------------------------|----------------------|-----------------------|------------------------------|-------------|
|                | Temporary Assistance by Program |                      |                       | Supplemental Security Income | Food Stamps |
|                | Total                           | Family Assistance-FP | Safety Net Assistance |                              |             |
| New York State | 273,270                         | 111,559              | 161,711               | 640,765                      | 953,529     |
| New York City  | 186,002                         | 71,133               | 114,869               | 407,141                      | 596,232     |
| Rest of State  | 87,268                          | 40,426               | 46,842                | 233,624                      | 357,297     |

Table 2  
TEMPORARY AND DISABILITY ASSISTANCE RECIPIENTS  
June 2007

| Region         | Recipients                      |                      |                       |                              |             |
|----------------|---------------------------------|----------------------|-----------------------|------------------------------|-------------|
|                | Temporary Assistance by Program |                      |                       | Supplemental Security Income | Food Stamps |
|                | Total                           | Family Assistance-FP | Safety Net Assistance |                              |             |
| New York State | 531,307                         | 247,830              | 283,477               | 640,765                      | 1,801,707   |
| New York City  | 359,484                         | 155,326              | 204,158               | 407,141                      | 1,094,984   |
| Rest of State  | 171,823                         | 92,504               | 79,319                | 233,624                      | 706,723     |

Table 3  
TEMPORARY AND DISABILITY ASSISTANCE EXPENDITURES  
June 2007

| Region         | Expenditures                    |                      |                       |                              |               |
|----------------|---------------------------------|----------------------|-----------------------|------------------------------|---------------|
|                | Temporary Assistance by Program |                      |                       | Supplemental Security Income | Food Stamps   |
|                | Total                           | Family Assistance-FP | Safety Net Assistance |                              |               |
| New York State | \$149,600,896                   | \$62,561,103         | \$87,039,793          | \$335,561,153                | \$194,430,741 |
| New York City  | 98,723,000                      | 38,615,000           | 60,108,000            | 218,391,296                  | 126,439,880   |
| Rest of State  | 50,877,896                      | 23,946,103           | 26,931,793            | 117,169,857                  | 67,990,861    |

Note: SSI data listed here do not include Mental Hygiene data. See Tables 17 - 19 for total SSI data.

Table 4  
**TEMPORARY ASSISTANCE**  
 Year to Year Monthly Comparison by Local District  
 Cases, Recipients and Expenditures  
 June 2007

| Local District | June 2007 |            |               | June 2006 |            |               | June 2005 |            |               |
|----------------|-----------|------------|---------------|-----------|------------|---------------|-----------|------------|---------------|
|                | Cases     | Recipients | Expenditures  | Cases     | Recipients | Expenditures  | Cases     | Recipients | Expenditures  |
| New York State | 273,270   | 531,307    | \$149,600,896 | 290,494   | 574,327    | \$156,863,101 | 303,400   | 604,935    | \$156,717,287 |
| New York City* | 186,002   | 359,484    | 98,723,000    | 200,093   | 392,629    | 104,160,000   | 210,308   | 415,294    | 101,858,000   |
| Rest of State  | 87,268    | 171,823    | 50,877,896    | 90,401    | 181,698    | 52,703,101    | 93,092    | 189,641    | 54,859,287    |
| Albany         | 2,665     | 5,474      | 1,520,251     | 2,722     | 5,678      | 1,562,310     | 3,132     | 6,750      | 1,763,389     |
| Allegany       | 461       | 957        | 192,313       | 528       | 1,091      | 218,797       | 536       | 1,097      | 206,409       |
| Broome         | 2,466     | 4,793      | 1,203,727     | 2,618     | 5,235      | 1,241,928     | 2,760     | 5,655      | 1,360,696     |
| Cattaraugus    | 565       | 980        | 252,144       | 657       | 1,240      | 273,322       | 682       | 1,309      | 301,519       |
| Cayuga         | 477       | 936        | 215,956       | 493       | 949        | 248,403       | 503       | 1,082      | 261,260       |
| Chautauqua     | 1,954     | 4,138      | 875,032       | 2,023     | 4,257      | 1,009,979     | 1,965     | 4,165      | 886,562       |
| Chemung        | 1,352     | 2,818      | 644,164       | 1,504     | 3,097      | 660,280       | 1,455     | 3,037      | 622,674       |
| Chenango       | 208       | 367        | 107,339       | 203       | 363        | 87,047        | 261       | 512        | 110,057       |
| Clinton        | 863       | 1,559      | 377,388       | 831       | 1,523      | 409,273       | 821       | 1,471      | 374,909       |
| Columbia       | 363       | 642        | 230,481       | 385       | 667        | 224,042       | 371       | 687        | 196,701       |
| Cortland       | 481       | 974        | 241,767       | 438       | 936        | 228,338       | 412       | 875        | 185,318       |
| Delaware       | 166       | 251        | 69,879        | 159       | 237        | 60,587        | 174       | 289        | 71,772        |
| Dutchess       | 1,282     | 2,232      | 987,349       | 1,327     | 2,467      | 1,056,665     | 1,266     | 2,400      | 930,409       |
| Erie           | 12,316    | 25,102     | 5,492,298     | 12,576    | 25,966     | 5,700,365     | 12,634    | 26,202     | 5,638,631     |
| Essex          | 171       | 337        | 115,257       | 208       | 405        | 146,513       | 185       | 357        | 83,201        |
| Franklin       | 341       | 657        | 154,424       | 382       | 737        | 152,321       | 359       | 684        | 140,421       |
| Fulton         | 273       | 438        | 136,424       | 320       | 526        | 142,172       | 371       | 628        | 165,053       |
| Genesee        | 311       | 590        | 149,357       | 364       | 704        | 188,835       | 340       | 651        | 159,398       |
| Greene         | 350       | 708        | 182,542       | 394       | 807        | 194,101       | 448       | 935        | 212,279       |
| Hamilton       | 11        | 23         | 3,860         | 17        | 49         | 7,388         | 15        | 36         | 4,605         |
| Herkimer       | 366       | 613        | 157,684       | 369       | 651        | 168,359       | 354       | 670        | 163,291       |
| Jefferson      | 602       | 1,043      | 424,096       | 703       | 1,227      | 398,453       | 901       | 1,754      | 424,506       |
| Lewis          | 104       | 196        | 43,136        | 123       | 225        | 57,042        | 154       | 277        | 63,106        |
| Livingston     | 354       | 606        | 174,731       | 502       | 935        | 245,813       | 558       | 1,098      | 258,181       |
| Madison        | 221       | 357        | 111,191       | 196       | 345        | 99,238        | 214       | 378        | 101,572       |
| Monroe         | 14,429    | 29,569     | 7,495,551     | 14,825    | 30,538     | 7,751,606     | 15,131    | 31,876     | 8,141,882     |
| Montgomery     | 324       | 691        | 173,741       | 353       | 728        | 183,766       | 351       | 722        | 182,519       |
| Nassau         | 4,827     | 9,071      | 3,381,751     | 4,846     | 9,230      | 3,437,816     | 4,881     | 9,271      | 3,441,898     |
| Niagara        | 2,294     | 4,379      | 1,030,718     | 2,495     | 4,967      | 1,049,789     | 2,509     | 5,123      | 1,135,814     |
| Oneida         | 2,362     | 5,466      | 1,130,801     | 2,492     | 5,768      | 1,247,673     | 2,595     | 6,136      | 1,292,649     |
| Onondaga       | 4,792     | 9,716      | 2,311,507     | 5,122     | 10,844     | 2,390,694     | 5,757     | 12,193     | 2,727,236     |
| Ontario        | 702       | 1,292      | 325,802       | 738       | 1,375      | 352,051       | 794       | 1,434      | 388,529       |
| Orange         | 2,049     | 4,593      | 1,659,083     | 2,091     | 4,737      | 1,671,876     | 2,295     | 5,048      | 1,731,933     |
| Orleans        | 499       | 976        | 213,078       | 487       | 952        | 229,517       | 433       | 834        | 194,308       |
| Oswego         | 807       | 1,589      | 368,867       | 768       | 1,481      | 374,344       | 761       | 1,544      | 399,382       |
| Otsego         | 183       | 281        | 141,725       | 154       | 256        | 85,698        | 133       | 214        | 71,155        |
| Putnam         | 100       | 156        | 77,072        | 127       | 179        | 117,639       | 114       | 149        | 72,752        |
| Rensselaer     | 1,313     | 3,105      | 701,695       | 1,428     | 3,307      | 789,717       | 1,363     | 3,095      | 683,319       |
| Rockland       | 1,140     | 2,271      | 638,210       | 1,115     | 2,298      | 655,643       | 1,122     | 2,492      | 651,535       |
| St.Lawrence    | 944       | 1,861      | 391,546       | 966       | 1,944      | 402,824       | 998       | 1,984      | 383,147       |
| Saratoga       | 340       | 457        | 187,944       | 309       | 446        | 146,530       | 312       | 458        | 142,870       |
| Schenectady    | 1,330     | 2,564      | 739,797       | 1,297     | 2,705      | 763,558       | 1,287     | 2,687      | 714,670       |
| Schoharie      | 112       | 190        | 85,007        | 133       | 214        | 66,649        | 127       | 206        | 58,335        |
| Schuyler       | 175       | 349        | 71,793        | 159       | 294        | 63,442        | 160       | 338        | 64,952        |
| Seneca         | 135       | 213        | 58,304        | 164       | 270        | 83,217        | 159       | 297        | 65,198        |
| Steuben        | 905       | 1,754      | 412,313       | 1,069     | 2,164      | 457,296       | 1,113     | 2,273      | 480,818       |
| Suffolk        | 7,459     | 12,872     | 5,072,506     | 7,603     | 13,900     | 6,012,483     | 7,676     | 14,408     | 7,330,183     |
| Sullivan       | 808       | 1,663      | 539,046       | 773       | 1,641      | 411,549       | 789       | 1,612      | 435,595       |
| Tioga          | 293       | 550        | 132,975       | 360       | 728        | 192,174       | 376       | 760        | 150,187       |
| Tompkins       | 816       | 1,534      | 396,159       | 826       | 1,497      | 456,323       | 810       | 1,522      | 454,074       |
| Ulster         | 1,213     | 2,262      | 742,778       | 1,232     | 2,360      | 670,281       | 1,234     | 2,275      | 669,786       |
| Warren         | 213       | 312        | 112,643       | 194       | 281        | 113,945       | 239       | 401        | 120,222       |
| Washington     | 428       | 657        | 281,955       | 350       | 549        | 208,291       | 329       | 515        | 195,328       |
| Wayne          | 572       | 937        | 269,747       | 590       | 1,036      | 270,734       | 593       | 1,090      | 277,284       |
| Westchester    | 6,672     | 13,151     | 7,545,651     | 6,962     | 14,107     | 7,128,568     | 7,469     | 15,117     | 7,373,816     |
| Wyoming        | 210       | 376        | 81,585        | 201       | 354        | 83,248        | 183       | 311        | 72,164        |
| Yates          | 99        | 175        | 43,756        | 130       | 231        | 52,589        | 128       | 257        | 69,828        |

\* Expenditures partially estimated.

Table 5  
**TEMPORARY ASSISTANCE**  
Cases, Recipients, Children, Adults and Expenditures by Local District  
June 2007

| Local District | Temporary Assistance |            |          |         |               |
|----------------|----------------------|------------|----------|---------|---------------|
|                | Cases                | Recipients | Children | Adults  | Expenditures  |
| New York State | 273,270              | 531,307    | 305,055  | 226,252 | \$149,600,896 |
| New York City* | 186,002              | 359,484    | 204,032  | 155,452 | 98,723,000    |
| Rest of State  | 87,268               | 171,823    | 101,023  | 70,800  | 50,877,896    |
| Albany         | 2,665                | 5,474      | 3,292    | 2,182   | 1,520,251     |
| Allegany       | 461                  | 957        | 571      | 386     | 192,313       |
| Broome         | 2,466                | 4,793      | 2,792    | 2,001   | 1,203,727     |
| Cattaraugus    | 565                  | 980        | 583      | 397     | 252,144       |
| Cayuga         | 477                  | 936        | 564      | 372     | 215,956       |
| Chautauqua     | 1,954                | 4,138      | 2,487    | 1,651   | 875,032       |
| Chemung        | 1,352                | 2,818      | 1,655    | 1,163   | 644,164       |
| Chenango       | 208                  | 367        | 241      | 126     | 107,339       |
| Clinton        | 863                  | 1,559      | 856      | 703     | 377,388       |
| Columbia       | 363                  | 642        | 350      | 292     | 230,481       |
| Cortland       | 481                  | 974        | 530      | 444     | 241,767       |
| Delaware       | 166                  | 251        | 145      | 106     | 69,879        |
| Dutchess       | 1,282                | 2,232      | 1,262    | 970     | 987,349       |
| Erie           | 12,316               | 25,102     | 14,982   | 10,120  | 5,492,298     |
| Essex          | 171                  | 337        | 179      | 158     | 115,257       |
| Franklin       | 341                  | 657        | 374      | 283     | 154,424       |
| Fulton         | 273                  | 438        | 234      | 204     | 136,424       |
| Genesee        | 311                  | 590        | 340      | 250     | 149,357       |
| Greene         | 350                  | 708        | 381      | 327     | 182,542       |
| Hamilton       | 11                   | 23         | 9        | 14      | 3,860         |
| Herkimer       | 366                  | 613        | 358      | 255     | 157,684       |
| Jefferson      | 602                  | 1,043      | 596      | 447     | 424,096       |
| Lewis          | 104                  | 196        | 108      | 88      | 43,136        |
| Livingston     | 354                  | 606        | 305      | 301     | 174,731       |
| Madison        | 221                  | 357        | 219      | 138     | 111,191       |
| Monroe         | 14,429               | 29,569     | 17,355   | 12,214  | 7,495,551     |
| Montgomery     | 324                  | 691        | 416      | 275     | 173,741       |
| Nassau         | 4,827                | 9,071      | 5,101    | 3,970   | 3,381,751     |
| Niagara        | 2,294                | 4,379      | 2,451    | 1,928   | 1,030,718     |
| Oneida         | 2,362                | 5,466      | 3,422    | 2,044   | 1,130,801     |
| Onondaga       | 4,792                | 9,716      | 6,179    | 3,537   | 2,311,507     |
| Ontario        | 702                  | 1,292      | 715      | 577     | 325,802       |
| Orange         | 2,049                | 4,593      | 2,971    | 1,622   | 1,659,083     |
| Orleans        | 499                  | 976        | 561      | 415     | 213,078       |
| Oswego         | 807                  | 1,589      | 1,009    | 580     | 368,867       |
| Otsego         | 183                  | 281        | 141      | 140     | 141,725       |
| Putnam         | 100                  | 156        | 91       | 65      | 77,072        |
| Rensselaer     | 1,313                | 3,105      | 1,937    | 1,168   | 701,695       |
| Rockland       | 1,140                | 2,271      | 1,425    | 846     | 638,210       |
| St.Lawrence    | 944                  | 1,861      | 1,050    | 811     | 391,546       |
| Saratoga       | 340                  | 457        | 270      | 187     | 187,944       |
| Schenectady    | 1,330                | 2,564      | 1,582    | 982     | 739,797       |
| Schoharie      | 112                  | 190        | 110      | 80      | 85,007        |
| Schuyler       | 175                  | 349        | 188      | 161     | 71,793        |
| Seneca         | 135                  | 213        | 118      | 95      | 58,304        |
| Steuben        | 905                  | 1,754      | 995      | 759     | 412,313       |
| Suffolk        | 7,459                | 12,872     | 6,945    | 5,927   | 5,072,506     |
| Sullivan       | 808                  | 1,663      | 998      | 665     | 539,046       |
| Tioga          | 293                  | 550        | 327      | 223     | 132,975       |
| Tompkins       | 816                  | 1,534      | 763      | 771     | 396,159       |
| Ulster         | 1,213                | 2,262      | 1,326    | 936     | 742,778       |
| Warren         | 213                  | 312        | 154      | 158     | 112,643       |
| Washington     | 428                  | 657        | 347      | 310     | 281,955       |
| Wayne          | 572                  | 937        | 511      | 426     | 269,747       |
| Westchester    | 6,672                | 13,151     | 7,837    | 5,314   | 7,545,651     |
| Wyoming        | 210                  | 376        | 211      | 165     | 81,585        |
| Yates          | 99                   | 175        | 104      | 71      | 43,756        |

\* Expenditures partially estimated.

Table 6  
**FAMILY ASSISTANCE-FP**  
Cases, Recipients, Children, Adults and Expenditures by Local District  
June 2007

| Local District | Family Assistance-FP |            |          |        |              |
|----------------|----------------------|------------|----------|--------|--------------|
|                | Cases                | Recipients | Children | Adults | Expenditures |
| New York State | 111,559              | 247,830    | 188,488  | 59,342 | \$62,561,103 |
| New York City* | 71,133               | 155,326    | 118,431  | 36,895 | 38,615,000   |
| Rest of State  | 40,426               | 92,504     | 70,057   | 22,447 | 23,946,103   |
| Albany         | 1,353                | 3,102      | 2,268    | 834    | 760,664      |
| Allegany       | 230                  | 538        | 410      | 128    | 94,003       |
| Broome         | 1,161                | 2,560      | 1,925    | 635    | 568,837      |
| Cattaraugus    | 275                  | 567        | 460      | 107    | 120,722      |
| Cayuga         | 263                  | 605        | 456      | 149    | 119,551      |
| Chautauqua     | 962                  | 2,308      | 1,715    | 593    | 477,565      |
| Chemung        | 661                  | 1,564      | 1,147    | 417    | 314,519      |
| Chenango       | 123                  | 241        | 199      | 42     | 57,556       |
| Clinton        | 449                  | 972        | 706      | 266    | 191,327      |
| Columbia       | 173                  | 398        | 298      | 100    | 86,227       |
| Cortland       | 234                  | 559        | 395      | 164    | 114,852      |
| Delaware       | 81                   | 160        | 137      | 23     | 31,520       |
| Dutchess       | 616                  | 1,333      | 1,029    | 304    | 471,428      |
| Erie           | 5,501                | 12,802     | 9,727    | 3,075  | 2,482,861    |
| Essex          | 80                   | 179        | 125      | 54     | 45,486       |
| Franklin       | 172                  | 383        | 286      | 97     | 71,908       |
| Fulton         | 130                  | 260        | 207      | 53     | 62,840       |
| Genesee        | 145                  | 344        | 261      | 83     | 60,323       |
| Greene         | 166                  | 432        | 304      | 128    | 86,931       |
| Hamilton       | 3                    | 10         | 6        | 4      | 1,777        |
| Herkimer       | 202                  | 399        | 306      | 93     | 81,116       |
| Jefferson      | 262                  | 559        | 468      | 91     | 190,002      |
| Lewis          | 48                   | 111        | 82       | 29     | 19,978       |
| Livingston     | 144                  | 302        | 225      | 77     | 66,430       |
| Madison        | 132                  | 248        | 198      | 50     | 72,053       |
| Monroe         | 6,194                | 14,604     | 10,793   | 3,811  | 3,490,068    |
| Montgomery     | 186                  | 482        | 356      | 126    | 102,777      |
| Nassau         | 2,220                | 5,060      | 3,769    | 1,291  | 1,714,333    |
| Niagara        | 1,079                | 2,453      | 1,778    | 675    | 483,727      |
| Oneida         | 1,208                | 3,139      | 2,366    | 773    | 577,467      |
| Onondaga       | 2,507                | 5,675      | 4,429    | 1,246  | 1,207,363    |
| Ontario        | 347                  | 762        | 552      | 210    | 153,647      |
| Orange         | 1,094                | 2,678      | 2,076    | 602    | 853,421      |
| Orleans        | 218                  | 507        | 388      | 119    | 105,270      |
| Oswego         | 452                  | 999        | 782      | 217    | 199,696      |
| Otsego         | 74                   | 154        | 125      | 29     | 58,643       |
| Putnam         | 50                   | 93         | 78       | 15     | 31,093       |
| Rensselaer     | 820                  | 2,006      | 1,405    | 601    | 384,659      |
| Rockland       | 516                  | 1,022      | 854      | 168    | 287,376      |
| St. Lawrence   | 487                  | 1,075      | 787      | 288    | 204,963      |
| Saratoga       | 164                  | 266        | 251      | 15     | 67,831       |
| Schenectady    | 691                  | 1,588      | 1,253    | 335    | 387,514      |
| Schoharie      | 56                   | 113        | 95       | 18     | 33,965       |
| Schuyler       | 82                   | 201        | 143      | 58     | 35,979       |
| Seneca         | 62                   | 118        | 94       | 24     | 23,041       |
| Steuben        | 402                  | 940        | 695      | 245    | 175,998      |
| Suffolk        | 2,808                | 6,300      | 4,945    | 1,355  | 2,370,247    |
| Sullivan       | 404                  | 992        | 757      | 235    | 246,975      |
| Tioga          | 166                  | 358        | 273      | 85     | 75,493       |
| Tompkins       | 341                  | 785        | 539      | 246    | 178,003      |
| Ulster         | 647                  | 1,396      | 1,038    | 358    | 361,624      |
| Warren         | 88                   | 166        | 133      | 33     | 34,626       |
| Washington     | 198                  | 383        | 303      | 80     | 94,974       |
| Wayne          | 250                  | 538        | 424      | 114    | 132,654      |
| Westchester    | 2,892                | 6,385      | 4,984    | 1,401  | 3,154,557    |
| Wyoming        | 104                  | 215        | 160      | 55     | 43,514       |
| Yates          | 53                   | 115        | 92       | 23     | 24,129       |

\* Expenditures partially estimated.



Table 7  
SAFETY NET ASSISTANCE\*  
Cases, Recipients, Children, Adults and Expenditures by Local District  
June 2007

| Local District  | Safety Net Assistance |            |          |         |              |
|-----------------|-----------------------|------------|----------|---------|--------------|
|                 | Cases                 | Recipients | Children | Adults  | Expenditures |
| New York State  | 161,711               | 283,477    | 116,567  | 166,910 | \$87,039,793 |
| New York City** | 114,869               | 204,158    | 85,601   | 118,557 | 60,108,000   |
| Rest of State   | 46,842                | 79,319     | 30,966   | 48,353  | 26,931,793   |
| Albany          | 1,312                 | 2,372      | 1,024    | 1,348   | 759,587      |
| Allegany        | 231                   | 419        | 161      | 258     | 98,310       |
| Broome          | 1,305                 | 2,233      | 867      | 1,366   | 634,890      |
| Cattaraugus     | 290                   | 413        | 123      | 290     | 131,422      |
| Cayuga          | 214                   | 331        | 108      | 223     | 96,405       |
| Chautauqua      | 992                   | 1,830      | 772      | 1,058   | 397,467      |
| Chemung         | 691                   | 1,254      | 508      | 746     | 329,645      |
| Chenango        | 85                    | 126        | 42       | 84      | 49,783       |
| Clinton         | 414                   | 587        | 150      | 437     | 186,061      |
| Columbia        | 190                   | 244        | 52       | 192     | 144,254      |
| Cortland        | 247                   | 415        | 135      | 280     | 126,915      |
| Delaware        | 85                    | 91         | 8        | 83      | 38,359       |
| Dutchess        | 666                   | 899        | 233      | 666     | 515,921      |
| Erie            | 6,815                 | 12,300     | 5,255    | 7,045   | 3,009,437    |
| Essex           | 91                    | 158        | 54       | 104     | 69,771       |
| Franklin        | 169                   | 274        | 88       | 186     | 82,516       |
| Fulton          | 143                   | 178        | 27       | 151     | 73,584       |
| Genesee         | 166                   | 246        | 79       | 167     | 89,034       |
| Greene          | 184                   | 276        | 77       | 199     | 95,611       |
| Hamilton        | 8                     | 13         | 3        | 10      | 2,083        |
| Herkimer        | 164                   | 214        | 52       | 162     | 76,568       |
| Jefferson       | 340                   | 484        | 128      | 356     | 234,094      |
| Lewis           | 56                    | 85         | 26       | 59      | 23,158       |
| Livingston      | 210                   | 304        | 80       | 224     | 108,301      |
| Madison         | 89                    | 109        | 21       | 88      | 39,138       |
| Monroe          | 8,235                 | 14,965     | 6,562    | 8,403   | 4,005,483    |
| Montgomery      | 138                   | 209        | 60       | 149     | 70,964       |
| Nassau          | 2,607                 | 4,011      | 1,332    | 2,679   | 1,667,418    |
| Niagara         | 1,215                 | 1,926      | 673      | 1,253   | 546,991      |
| Oneida          | 1,154                 | 2,327      | 1,056    | 1,271   | 553,334      |
| Onondaga        | 2,285                 | 4,041      | 1,750    | 2,291   | 1,104,144    |
| Ontario         | 355                   | 530        | 163      | 367     | 172,155      |
| Orange          | 955                   | 1,915      | 895      | 1,020   | 805,662      |
| Orleans         | 281                   | 469        | 173      | 296     | 107,808      |
| Oswego          | 355                   | 590        | 227      | 363     | 169,171      |
| Otsego          | 109                   | 127        | 16       | 111     | 83,082       |
| Putnam          | 50                    | 63         | 13       | 50      | 45,979       |
| Rensselaer      | 493                   | 1,099      | 532      | 567     | 317,036      |
| Rockland        | 624                   | 1,249      | 571      | 678     | 350,834      |
| St. Lawrence    | 457                   | 786        | 263      | 523     | 186,583      |
| Saratoga        | 176                   | 191        | 19       | 172     | 120,113      |
| Schenectady     | 639                   | 976        | 329      | 647     | 352,283      |
| Schoharie       | 56                    | 77         | 15       | 62      | 51,042       |
| Schuyler        | 93                    | 148        | 45       | 103     | 35,814       |
| Seneca          | 73                    | 95         | 24       | 71      | 35,263       |
| Steuben         | 503                   | 814        | 300      | 514     | 236,315      |
| Suffolk         | 4,651                 | 6,572      | 2,000    | 4,572   | 2,702,259    |
| Sullivan        | 404                   | 671        | 241      | 430     | 292,071      |
| Tioga           | 127                   | 192        | 54       | 138     | 57,482       |
| Tompkins        | 475                   | 749        | 224      | 525     | 218,156      |
| Ulster          | 566                   | 866        | 288      | 578     | 381,154      |
| Warren          | 125                   | 146        | 21       | 125     | 78,017       |
| Washington      | 230                   | 274        | 44       | 230     | 186,981      |
| Wayne           | 322                   | 399        | 87       | 312     | 137,093      |
| Westchester     | 3,780                 | 6,766      | 2,853    | 3,913   | 4,391,094    |
| Wyoming         | 106                   | 161        | 51       | 110     | 38,071       |
| Yates           | 46                    | 60         | 12       | 48      | 19,627       |

\* Includes Federally Non-Participating Family Assistance cases (non-disabled two-parent FA cases).

\*\* Expenditures partially estimated.

Table 8  
**TEMPORARY ASSISTANCE BY FUNDING SOURCE**  
 Cases, Recipients and Expenditures by Local District  
 June 2007

| Local District | Total   |            |               | Federally Participating-TANF<br>Family Assistance and Safety Net FP |            |              | Federally Non-Participating<br>Safety Net Assistance-FNP<br>and Family Assistance-FNP |            |              |
|----------------|---------|------------|---------------|---|------------|--------------|---|------------|--------------|
|                | Cases   | Recipients | Expenditures  | Cases   | Recipients | Expenditures | Cases   | Recipients | Expenditures |
| New York State | 273,270 | 531,307    | \$149,600,896 | 113,073   | 251,518    | \$63,393,217 | 160,197   | 279,789    | \$86,207,679 |
| New York City* | 186,002 | 359,484    | 98,723,000    | 71,527  | 156,112    | 38,755,000   | 114,475   | 203,372    | 59,968,000   |
| Rest of State  | 87,268  | 171,823    | 50,877,896    | 41,546  | 95,406     | 24,638,217   | 45,722  | 76,417     | 26,239,679   |
| Albany         | 2,665   | 5,474      | 1,520,251     | 1,394   | 3,212      | 785,110      | 1,271   | 2,262      | 735,141      |
| Allegany       | 461     | 957        | 192,313       | 233   | 548        | 96,741       | 228   | 409        | 95,572       |
| Broome         | 2,466   | 4,793      | 1,203,727     | 1,196   | 2,648      | 585,832      | 1,270   | 2,145      | 617,895      |
| Cattaraugus    | 565     | 980        | 252,144       | 282   | 581        | 123,933      | 283   | 399        | 128,211      |
| Cayuga         | 477     | 936        | 215,956       | 266   | 613        | 120,792      | 211   | 323        | 95,164       |
| Chautauqua     | 1,954   | 4,138      | 875,032       | 981   | 2,367      | 484,982      | 973   | 1,771      | 390,050      |
| Chemung        | 1,352   | 2,818      | 644,164       | 685   | 1,631      | 328,058      | 667   | 1,187      | 316,106      |
| Chenango       | 208     | 367        | 107,339       | 123   | 241        | 57,556       | 85  | 126        | 49,783       |
| Clinton        | 863     | 1,559      | 377,388       | 458   | 999        | 196,557      | 405   | 560        | 180,831      |
| Columbia       | 363     | 642        | 230,481       | 174   | 401        | 86,798       | 189   | 241        | 143,683      |
| Cortland       | 481     | 974        | 241,767       | 240   | 577        | 118,310      | 241   | 397        | 123,457      |
| Delaware       | 166     | 251        | 69,879        | 81  | 160        | 31,520       | 85  | 91         | 38,359       |
| Dutchess       | 1,282   | 2,232      | 987,349       | 632   | 1,370      | 482,711      | 650   | 862        | 504,638      |
| Erie           | 12,316  | 25,102     | 5,492,298     | 5,714   | 13,331     | 2,593,967    | 6,602   | 11,771     | 2,898,331    |
| Essex          | 171     | 337        | 115,257       | 84  | 194        | 47,942       | 87  | 143        | 67,315       |
| Franklin       | 341     | 657        | 154,424       | 173   | 386        | 72,210       | 168   | 271        | 82,214       |
| Fulton         | 273     | 438        | 136,424       | 134   | 271        | 65,358       | 139   | 167        | 71,066       |
| Genesee        | 311     | 590        | 149,357       | 158   | 381        | 67,765       | 153   | 209        | 81,592       |
| Greene         | 350     | 708        | 182,542       | 171   | 448        | 89,750       | 179   | 260        | 92,792       |
| Hamilton       | 11      | 23         | 3,860         | 4   | 12         | 1,938        | 7   | 11         | 1,922        |
| Herkimer       | 366     | 613        | 157,684       | 210   | 414        | 84,472       | 156   | 199        | 73,212       |
| Jefferson      | 602     | 1,043      | 424,096       | 263   | 561        | 190,111      | 339   | 482        | 233,985      |
| Lewis          | 104     | 196        | 43,136        | 50  | 115        | 21,844       | 54  | 81         | 21,292       |
| Livingston     | 354     | 606        | 174,731       | 154   | 330        | 72,002       | 200   | 276        | 102,729      |
| Madison        | 221     | 357        | 111,191       | 136   | 255        | 73,445       | 85  | 102        | 37,746       |
| Monroe         | 14,429  | 29,569     | 7,495,551     | 6,527   | 15,482     | 3,684,745    | 7,902   | 14,087     | 3,810,806    |
| Montgomery     | 324     | 691        | 173,741       | 189   | 491        | 105,222      | 135   | 200        | 68,519       |
| Nassau         | 4,827   | 9,071      | 3,381,751     | 2,235   | 5,095      | 1,727,076    | 2,592   | 3,976      | 1,654,675    |
| Niagara        | 2,294   | 4,379      | 1,030,718     | 1,093   | 2,487      | 490,831      | 1,201   | 1,892      | 539,887      |
| Oneida         | 2,362   | 5,466      | 1,130,801     | 1,241   | 3,228      | 599,937      | 1,121   | 2,238      | 530,864      |
| Onondaga       | 4,792   | 9,716      | 2,311,507     | 2,521   | 5,707      | 1,219,943    | 2,271   | 4,009      | 1,091,564    |
| Ontario        | 702     | 1,292      | 325,802       | 355   | 782        | 161,441      | 347   | 510        | 164,361      |
| Orange         | 2,049   | 4,593      | 1,659,083     | 1,106   | 2,711      | 869,907      | 943   | 1,882      | 789,176      |
| Orleans        | 499     | 976        | 213,078       | 225   | 527        | 108,152      | 274   | 449        | 104,926      |
| Oswego         | 807     | 1,589      | 368,867       | 473   | 1,058      | 209,019      | 334   | 531        | 159,848      |
| Otsego         | 183     | 281        | 141,725       | 74  | 154        | 58,643       | 109   | 127        | 83,082       |
| Putnam         | 100     | 156        | 77,072        | 53  | 100        | 35,335       | 47  | 56         | 41,737       |
| Rensselaer     | 1,313   | 3,105      | 701,695       | 837   | 2,042      | 394,523      | 476   | 1,063      | 307,172      |
| Rockland       | 1,140   | 2,271      | 638,210       | 523   | 1,041      | 290,471      | 617   | 1,230      | 347,739      |
| St.Lawrence    | 944     | 1,861      | 391,546       | 491   | 1,082      | 206,556      | 453   | 779        | 184,990      |
| Saratoga       | 340     | 457        | 187,944       | 167   | 274        | 72,156       | 173   | 183        | 115,788      |
| Schenectady    | 1,330   | 2,564      | 739,797       | 700   | 1,614      | 391,258      | 630   | 950        | 348,539      |
| Schoharie      | 112     | 190        | 85,007        | 56  | 113        | 33,965       | 56  | 77         | 51,042       |
| Schuyler       | 175     | 349        | 71,793        | 82  | 201        | 35,979       | 93  | 148        | 35,814       |
| Seneca         | 135     | 213        | 58,304        | 63  | 121        | 23,513       | 72  | 92         | 34,791       |
| Steuben        | 905     | 1,754      | 412,313       | 404   | 945        | 176,507      | 501   | 809        | 235,806      |
| Suffolk        | 7,459   | 12,872     | 5,072,506     | 2,863   | 6,431      | 2,401,699    | 4,596   | 6,441      | 2,670,807    |
| Sullivan       | 808     | 1,663      | 539,046       | 413   | 1,013      | 252,462      | 395   | 650        | 286,584      |
| Tioga          | 293     | 550        | 132,975       | 168   | 361        | 76,944       | 125   | 189        | 56,031       |
| Tompkins       | 816     | 1,534      | 396,159       | 362   | 840        | 187,744      | 454   | 694        | 208,415      |
| Ulster         | 1,213   | 2,262      | 742,778       | 661   | 1,441      | 374,107      | 552   | 821        | 368,671      |
| Warren         | 213     | 312        | 112,643       | 90  | 170        | 36,933       | 123   | 142        | 75,710       |
| Washington     | 428     | 657        | 281,955       | 205   | 400        | 101,057      | 223   | 257        | 180,898      |
| Wayne          | 572     | 937        | 269,747       | 255   | 549        | 137,208      | 317   | 388        | 132,539      |
| Westchester    | 6,672   | 13,151     | 7,545,651     | 2,957   | 6,561      | 3,226,390    | 3,715   | 6,590      | 4,319,261    |
| Wyoming        | 210     | 376        | 81,585        | 108   | 224        | 44,661       | 102   | 152        | 36,924       |
| Yates          | 99      | 175        | 43,756        | 53  | 115        | 24,129       | 46  | 60         | 19,627       |

\* Expenditures partially estimated.

Table 9  
 TEMPORARY ASSISTANCE TO NEEDY FAMILIES (TANF)-FP BY PROGRAM  
 Cases, Recipients, Children, Adults and Expenditures by Local District  
 June 2007

| Local District | Family Assistance-FP |            |          |        |              | Safety Net Assistance-FP |            |          |        |              |
|----------------|----------------------|------------|----------|--------|--------------|--------------------------|------------|----------|--------|--------------|
|                | Cases                | Recipients | Children | Adults | Expenditures | Cases                    | Recipients | Children | Adults | Expenditures |
| New York State | 111,559              | 247,830    | 188,488  | 59,342 | \$62,561,103 | 1,514                    | 3,688      | 2,149    | 1,539  | \$832,114    |
| New York City* | 71,133               | 155,326    | 118,431  | 36,895 | 38,615,000   | 394                      | 786        | 490      | 296    | 140,000      |
| Rest of State  | 40,426               | 92,504     | 70,057   | 22,447 | 23,946,103   | 1,120                    | 2,902      | 1,659    | 1,243  | 692,114      |
| Albany         | 1,353                | 3,102      | 2,268    | 834    | 760,664      | 41                       | 110        | 69       | 41     | 24,446       |
| Allegany       | 230                  | 538        | 410      | 128    | 94,003       | 3                        | 10         | 6        | 4      | 2,738        |
| Broome         | 1,161                | 2,560      | 1,925    | 635    | 568,837      | 35                       | 88         | 51       | 37     | 16,995       |
| Cattaraugus    | 275                  | 567        | 460      | 107    | 120,722      | 7                        | 14         | 7        | 7      | 3,211        |
| Cayuga         | 263                  | 605        | 456      | 149    | 119,551      | 3                        | 8          | 4        | 4      | 1,241        |
| Chautauqua     | 962                  | 2,308      | 1,715    | 593    | 477,565      | 19                       | 59         | 38       | 21     | 7,417        |
| Chemung        | 661                  | 1,564      | 1,147    | 417    | 314,519      | 24                       | 67         | 36       | 31     | 13,539       |
| Chenango       | 123                  | 241        | 199      | 42     | 57,556       | 0                        | 0          | 0        | 0      | 0            |
| Clinton        | 449                  | 972        | 706      | 266    | 191,327      | 9                        | 27         | 15       | 12     | 5,230        |
| Columbia       | 173                  | 398        | 298      | 100    | 86,227       | 1                        | 3          | 2        | 1      | 571          |
| Cortland       | 234                  | 559        | 395      | 164    | 114,852      | 6                        | 18         | 9        | 9      | 3,458        |
| Delaware       | 81                   | 160        | 137      | 23     | 31,520       | 0                        | 0          | 0        | 0      | 0            |
| Dutchess       | 616                  | 1,333      | 1,029    | 304    | 471,428      | 16                       | 37         | 19       | 18     | 11,283       |
| Erie           | 5,501                | 12,802     | 9,727    | 3,075  | 2,482,861    | 213                      | 529        | 295      | 234    | 111,106      |
| Essex          | 80                   | 179        | 125      | 54     | 45,486       | 4                        | 15         | 10       | 5      | 2,456        |
| Franklin       | 172                  | 383        | 286      | 97     | 71,908       | 1                        | 3          | 1        | 2      | 302          |
| Fulton         | 130                  | 260        | 207      | 53     | 62,840       | 4                        | 11         | 6        | 5      | 2,518        |
| Genesee        | 145                  | 344        | 261      | 83     | 60,323       | 13                       | 37         | 23       | 14     | 7,442        |
| Greene         | 166                  | 432        | 304      | 128    | 86,931       | 5                        | 16         | 9        | 7      | 2,819        |
| Hamilton       | 3                    | 10         | 6        | 4      | 1,777        | 1                        | 2          | 1        | 1      | 161          |
| Herkimer       | 202                  | 399        | 306      | 93     | 81,116       | 8                        | 15         | 7        | 8      | 3,356        |
| Jefferson      | 262                  | 559        | 468      | 91     | 190,002      | 1                        | 2          | 1        | 1      | 109          |
| Lewis          | 48                   | 111        | 82       | 29     | 19,978       | 2                        | 4          | 2        | 2      | 1,866        |
| Livingston     | 144                  | 302        | 225      | 77     | 66,430       | 10                       | 28         | 15       | 13     | 5,572        |
| Madison        | 132                  | 248        | 198      | 50     | 72,053       | 4                        | 7          | 3        | 4      | 1,392        |
| Monroe         | 6,194                | 14,604     | 10,793   | 3,811  | 3,490,068    | 333                      | 878        | 512      | 366    | 194,677      |
| Montgomery     | 186                  | 482        | 356      | 126    | 102,777      | 3                        | 9          | 5        | 4      | 2,445        |
| Nassau         | 2,220                | 5,060      | 3,769    | 1,291  | 1,714,333    | 15                       | 35         | 21       | 14     | 12,743       |
| Niagara        | 1,079                | 2,453      | 1,778    | 675    | 483,727      | 14                       | 34         | 21       | 13     | 7,104        |
| Oneida         | 1,208                | 3,139      | 2,366    | 773    | 577,467      | 33                       | 89         | 50       | 39     | 22,470       |
| Onondaga       | 2,507                | 5,675      | 4,429    | 1,246  | 1,207,363    | 14                       | 32         | 15       | 17     | 12,580       |
| Ontario        | 347                  | 762        | 552      | 210    | 153,647      | 8                        | 20         | 11       | 9      | 7,794        |
| Orange         | 1,094                | 2,678      | 2,076    | 602    | 853,421      | 12                       | 33         | 16       | 17     | 16,486       |
| Orleans        | 218                  | 507        | 388      | 119    | 105,270      | 7                        | 20         | 11       | 9      | 2,882        |
| Oswego         | 452                  | 999        | 782      | 217    | 199,696      | 21                       | 59         | 36       | 23     | 9,323        |
| Otsego         | 74                   | 154        | 125      | 29     | 58,643       | 0                        | 0          | 0        | 0      | 0            |
| Putnam         | 50                   | 93         | 78       | 15     | 31,093       | 3                        | 7          | 4        | 3      | 4,242        |
| Rensselaer     | 820                  | 2,006      | 1,405    | 601    | 384,659      | 17                       | 36         | 19       | 17     | 9,864        |
| Rockland       | 516                  | 1,022      | 854      | 168    | 287,376      | 7                        | 19         | 11       | 8      | 3,095        |
| St.Lawrence    | 487                  | 1,075      | 787      | 288    | 204,963      | 4                        | 7          | 3        | 4      | 1,593        |
| Saratoga       | 164                  | 266        | 251      | 15     | 67,831       | 3                        | 8          | 4        | 4      | 4,325        |
| Schenectady    | 691                  | 1,588      | 1,253    | 335    | 387,514      | 9                        | 26         | 16       | 10     | 3,744        |
| Schoharie      | 56                   | 113        | 95       | 18     | 33,965       | 0                        | 0          | 0        | 0      | 0            |
| Schuyler       | 82                   | 201        | 143      | 58     | 35,979       | 0                        | 0          | 0        | 0      | 0            |
| Seneca         | 62                   | 118        | 94       | 24     | 23,041       | 1                        | 3          | 1        | 2      | 472          |
| Steuben        | 402                  | 940        | 695      | 245    | 175,998      | 2                        | 5          | 3        | 2      | 509          |
| Suffolk        | 2,808                | 6,300      | 4,945    | 1,355  | 2,370,247    | 55                       | 131        | 78       | 53     | 31,452       |
| Sullivan       | 404                  | 992        | 757      | 235    | 246,975      | 9                        | 21         | 12       | 9      | 5,487        |
| Tioga          | 166                  | 358        | 273      | 85     | 75,493       | 2                        | 3          | 1        | 2      | 1,451        |
| Tompkins       | 341                  | 785        | 539      | 246    | 178,003      | 21                       | 55         | 27       | 28     | 9,741        |
| Ulster         | 647                  | 1,396      | 1,038    | 358    | 361,624      | 14                       | 45         | 28       | 17     | 12,483       |
| Warren         | 88                   | 166        | 133      | 33     | 34,626       | 2                        | 4          | 2        | 2      | 2,307        |
| Washington     | 198                  | 383        | 303      | 80     | 94,974       | 7                        | 17         | 9        | 8      | 6,083        |
| Wayne          | 250                  | 538        | 424      | 114    | 132,654      | 5                        | 11         | 5        | 6      | 4,554        |
| Westchester    | 2,892                | 6,385      | 4,984    | 1,401  | 3,154,557    | 65                       | 176        | 104      | 72     | 71,833       |
| Wyoming        | 104                  | 215        | 160      | 55     | 43,514       | 4                        | 9          | 5        | 4      | 1,147        |
| Yates          | 53                   | 115        | 92       | 23     | 24,129       | 0                        | 0          | 0        | 0      | 0            |

\* Expenditures partially estimated.

Table 10  
 SAFETY NET ASSISTANCE-FNP AND FAMILY ASSISTANCE-FNP CASES  
 Cases, Recipients, Children, Adults and Expenditures by Local District  
 June 2007

| Local District | Safety Net Assistance and Family Assistance-FNP |            |          |         |              |
|----------------|---|------------|----------|---------|--------------|
|                | Cases   | Recipients | Children | Adults  | Expenditures |
| New York State | 160,197   | 279,789    | 114,418  | 165,371 | \$86,207,679 |
| New York City* | 114,475   | 203,372    | 85,111   | 118,261 | 59,968,000   |
| Rest of State  | 45,722  | 76,417     | 29,307   | 47,110  | 26,239,679   |
| Albany         | 1,271   | 2,262      | 955      | 1,307   | 735,141      |
| Allegany       | 228   | 409        | 155      | 254     | 95,572       |
| Broome         | 1,270   | 2,145      | 816      | 1,329   | 617,895      |
| Cattaraugus    | 283   | 399        | 116      | 283     | 128,211      |
| Cayuga         | 211   | 323        | 104      | 219     | 95,164       |
| Chautauqua     | 973   | 1,771      | 734      | 1,037   | 390,050      |
| Chemung        | 667   | 1,187      | 472      | 715     | 316,106      |
| Chenango       | 85  | 126        | 42       | 84      | 49,783       |
| Clinton        | 405   | 560        | 135      | 425     | 180,831      |
| Columbia       | 189   | 241        | 50       | 191     | 143,683      |
| Cortland       | 241   | 397        | 126      | 271     | 123,457      |
| Delaware       | 85  | 91         | 8        | 83      | 38,359       |
| Dutchess       | 650   | 862        | 214      | 648     | 504,638      |
| Erie           | 6,602   | 11,771     | 4,960    | 6,811   | 2,898,331    |
| Essex          | 87  | 143        | 44       | 99      | 67,315       |
| Franklin       | 168   | 271        | 87       | 184     | 82,214       |
| Fulton         | 139   | 167        | 21       | 146     | 71,066       |
| Genesee        | 153   | 209        | 56       | 153     | 81,592       |
| Greene         | 179   | 260        | 68       | 192     | 92,792       |
| Hamilton       | 7   | 11         | 2        | 9       | 1,922        |
| Herkimer       | 156   | 199        | 45       | 154     | 73,212       |
| Jefferson      | 339   | 482        | 127      | 355     | 233,985      |
| Lewis          | 54  | 81         | 24       | 57      | 21,292       |
| Livingston     | 200   | 276        | 65       | 211     | 102,729      |
| Madison        | 85  | 102        | 18       | 84      | 37,746       |
| Monroe         | 7,902   | 14,087     | 6,050    | 8,037   | 3,810,806    |
| Montgomery     | 135   | 200        | 55       | 145     | 68,519       |
| Nassau         | 2,592   | 3,976      | 1,311    | 2,665   | 1,654,675    |
| Niagara        | 1,201   | 1,892      | 652      | 1,240   | 539,887      |
| Oneida         | 1,121   | 2,238      | 1,006    | 1,232   | 530,864      |
| Onondaga       | 2,271   | 4,009      | 1,735    | 2,274   | 1,091,564    |
| Ontario        | 347   | 510        | 152      | 358     | 164,361      |
| Orange         | 943   | 1,882      | 879      | 1,003   | 789,176      |
| Orleans        | 274   | 449        | 162      | 287     | 104,926      |
| Oswego         | 334   | 531        | 191      | 340     | 159,848      |
| Otsego         | 109   | 127        | 16       | 111     | 83,082       |
| Putnam         | 47  | 56         | 9        | 47      | 41,737       |
| Rensselaer     | 476   | 1,063      | 513      | 550     | 307,172      |
| Rockland       | 617   | 1,230      | 560      | 670     | 347,739      |
| St. Lawrence   | 453   | 779        | 260      | 519     | 184,990      |
| Saratoga       | 173   | 183        | 15       | 168     | 115,788      |
| Schenectady    | 630   | 950        | 313      | 637     | 348,539      |
| Schoharie      | 56  | 77         | 15       | 62      | 51,042       |
| Schuyler       | 93  | 148        | 45       | 103     | 35,814       |
| Seneca         | 72  | 92         | 23       | 69      | 34,791       |
| Steuben        | 501   | 809        | 297      | 512     | 235,806      |
| Suffolk        | 4,596   | 6,441      | 1,922    | 4,519   | 2,670,807    |
| Sullivan       | 395   | 650        | 229      | 421     | 286,584      |
| Tioga          | 125   | 189        | 53       | 136     | 56,031       |
| Tompkins       | 454   | 694        | 197      | 497     | 208,415      |
| Ulster         | 552   | 821        | 260      | 561     | 368,671      |
| Warren         | 123   | 142        | 19       | 123     | 75,710       |
| Washington     | 223   | 257        | 35       | 222     | 180,898      |
| Wayne          | 317   | 388        | 82       | 306     | 132,539      |
| Westchester    | 3,715   | 6,590      | 2,749    | 3,841   | 4,319,261    |
| Wyoming        | 102   | 152        | 46       | 106     | 36,924       |
| Yates          | 46  | 60         | 12       | 48      | 19,627       |

\* Expenditures partially estimated.

Table 11  
**SAFETY NET ASSISTANCE-FNP BY MAINTENANCE OF EFFORT STATUS**  
(Maintenance of Effort (MOE) vs. Non-Maintenance of Effort (Non-MOE))  
Cases, Recipients, Children, Adults and Expenditures by Local District  
June 2007

| Local District  | Maintenance of Effort (MOE) |            |          |        |              | Non-Maintenance of Effort (Non-MOE)* |            |          |         |              |
|-----------------|-----------------------------|------------|----------|--------|--------------|--------------------------------------|------------|----------|---------|--------------|
|                 | Cases                       | Recipients | Children | Adults | Expenditures | Cases                                | Recipients | Children | Adults  | Expenditures |
| New York State  | 35,505                      | 114,796    | 81,035   | 33,761 | \$21,857,820 | 124,692                              | 164,993    | 33,383   | 131,610 | \$64,349,859 |
| New York City** | 27,259                      | 84,862     | 59,399   | 25,463 | 15,589,000   | 87,216                               | 118,510    | 25,712   | 92,798  | 44,379,000   |
| Rest of State   | 8,246                       | 29,934     | 21,636   | 8,298  | 6,268,820    | 37,476                               | 46,483     | 7,671    | 38,812  | 19,970,859   |
| Albany          | 282                         | 1,062      | 788      | 274    | 223,318      | 989                                  | 1,200      | 167      | 1,033   | 511,823      |
| Allegany        | 23                          | 86         | 59       | 27     | 14,521       | 205                                  | 323        | 96       | 227     | 81,051       |
| Broome          | 220                         | 798        | 568      | 230    | 129,255      | 1,050                                | 1,347      | 248      | 1,099   | 488,640      |
| Cattaraugus     | 25                          | 98         | 73       | 25     | 12,490       | 258                                  | 301        | 43       | 258     | 115,721      |
| Cayuga          | 14                          | 56         | 40       | 16     | 6,280        | 197                                  | 267        | 64       | 203     | 88,884       |
| Chautauqua      | 191                         | 664        | 485      | 179    | 98,614       | 782                                  | 1,107      | 249      | 858     | 291,436      |
| Chemung         | 108                         | 409        | 298      | 111    | 73,742       | 559                                  | 778        | 174      | 604     | 242,364      |
| Chenango        | 4                           | 12         | 8        | 4      | 1,678        | 81                                   | 114        | 34       | 80      | 48,105       |
| Clinton         | 26                          | 94         | 68       | 26     | 15,156       | 379                                  | 466        | 67       | 399     | 165,675      |
| Columbia        | 13                          | 50         | 37       | 13     | 14,649       | 176                                  | 191        | 13       | 178     | 129,034      |
| Cortland        | 32                          | 127        | 89       | 38     | 21,173       | 209                                  | 270        | 37       | 233     | 102,284      |
| Delaware        | 0                           | 0          | 0        | 0      | 0            | 85                                   | 91         | 8        | 83      | 38,359       |
| Dutchess        | 55                          | 204        | 146      | 58     | 37,552       | 595                                  | 658        | 68       | 590     | 467,086      |
| Erie            | 1,497                       | 5,438      | 3,904    | 1,534  | 773,934      | 5,105                                | 6,333      | 1,056    | 5,277   | 2,124,397    |
| Essex           | 4                           | 20         | 15       | 5      | 5,080        | 83                                   | 123        | 29       | 94      | 62,235       |
| Franklin        | 18                          | 51         | 33       | 18     | 8,345        | 150                                  | 220        | 54       | 166     | 73,869       |
| Fulton          | 2                           | 4          | 2        | 2      | 138          | 137                                  | 163        | 19       | 144     | 70,928       |
| Genesee         | 12                          | 45         | 35       | 10     | 7,248        | 141                                  | 164        | 21       | 143     | 74,344       |
| Greene          | 16                          | 58         | 40       | 18     | 10,228       | 163                                  | 202        | 28       | 174     | 82,564       |
| Hamilton        | 0                           | 0          | 0        | 0      | 0            | 7                                    | 11         | 2        | 9       | 1,922        |
| Herkimer        | 8                           | 25         | 17       | 8      | 3,954        | 148                                  | 174        | 28       | 146     | 69,258       |
| Jefferson       | 20                          | 76         | 52       | 24     | 11,964       | 319                                  | 406        | 75       | 331     | 222,021      |
| Lewis           | 1                           | 5          | 3        | 2      | 249          | 53                                   | 76         | 21       | 55      | 21,043       |
| Livingston      | 17                          | 60         | 43       | 17     | 12,319       | 183                                  | 216        | 22       | 194     | 90,410       |
| Madison         | 3                           | 10         | 7        | 3      | 1,294        | 82                                   | 92         | 11       | 81      | 36,452       |
| Monroe          | 1,983                       | 7,286      | 5,232    | 2,054  | 1,210,648    | 5,919                                | 6,801      | 818      | 5,983   | 2,600,158    |
| Montgomery      | 11                          | 50         | 38       | 12     | 6,021        | 124                                  | 150        | 17       | 133     | 62,498       |
| Nassau          | 455                         | 1,533      | 1,079    | 454    | 396,179      | 2,137                                | 2,443      | 232      | 2,211   | 1,258,496    |
| Niagara         | 183                         | 645        | 452      | 193    | 91,127       | 1,018                                | 1,247      | 200      | 1,047   | 448,760      |
| Oneida          | 205                         | 796        | 596      | 200    | 105,305      | 916                                  | 1,442      | 410      | 1,032   | 425,559      |
| Onondaga        | 423                         | 1,651      | 1,234    | 417    | 233,681      | 1,848                                | 2,358      | 501      | 1,857   | 857,883      |
| Ontario         | 28                          | 113        | 82       | 31     | 13,744       | 319                                  | 397        | 70       | 327     | 150,617      |
| Orange          | 178                         | 750        | 564      | 186    | 212,703      | 765                                  | 1,132      | 315      | 817     | 576,473      |
| Orleans         | 25                          | 75         | 52       | 23     | 12,138       | 249                                  | 374        | 110      | 264     | 92,788       |
| Oswego          | 25                          | 116        | 88       | 28     | 13,901       | 309                                  | 415        | 103      | 312     | 145,947      |
| Otsego          | 0                           | 0          | 0        | 0      | 0            | 109                                  | 127        | 16       | 111     | 83,082       |
| Putnam          | 1                           | 4          | 3        | 1      | 177          | 46                                   | 52         | 6        | 46      | 41,560       |
| Rensselaer      | 110                         | 418        | 298      | 120    | 99,143       | 366                                  | 645        | 215      | 430     | 208,029      |
| Rockland        | 67                          | 269        | 200      | 69     | 37,022       | 550                                  | 961        | 360      | 601     | 310,717      |
| St.Lawrence     | 49                          | 180        | 127      | 53     | 25,992       | 404                                  | 599        | 133      | 466     | 158,998      |
| Saratoga        | 0                           | 0          | 0        | 0      | 0            | 173                                  | 183        | 15       | 168     | 115,788      |
| Schenectady     | 84                          | 311        | 229      | 82     | 49,004       | 546                                  | 639        | 84       | 555     | 299,535      |
| Schoharie       | 1                           | 5          | 4        | 1      | 1,899        | 55                                   | 72         | 11       | 61      | 49,143       |
| Schuyler        | 9                           | 23         | 13       | 10     | 3,509        | 84                                   | 125        | 32       | 93      | 32,305       |
| Seneca          | 8                           | 26         | 18       | 8      | 3,735        | 64                                   | 66         | 5        | 61      | 31,056       |
| Steuben         | 83                          | 266        | 197      | 69     | 54,819       | 418                                  | 543        | 100      | 443     | 180,987      |
| Suffolk         | 546                         | 1,886      | 1,440    | 446    | 609,776      | 4,050                                | 4,555      | 482      | 4,073   | 2,061,031    |
| Sullivan        | 45                          | 184        | 137      | 47     | 30,028       | 350                                  | 466        | 92       | 374     | 256,556      |
| Tioga           | 12                          | 40         | 26       | 14     | 5,893        | 113                                  | 149        | 27       | 122     | 50,138       |
| Tompkins        | 45                          | 155        | 108      | 47     | 21,538       | 409                                  | 539        | 89       | 450     | 186,877      |
| Ulster          | 59                          | 228        | 165      | 63     | 64,052       | 493                                  | 593        | 95       | 498     | 304,619      |
| Warren          | 1                           | 2          | 1        | 1      | 475          | 122                                  | 140        | 18       | 122     | 75,235       |
| Washington      | 4                           | 13         | 10       | 3      | 1,444        | 219                                  | 244        | 25       | 219     | 179,454      |
| Wayne           | 14                          | 49         | 38       | 11     | 7,641        | 303                                  | 339        | 44       | 295     | 124,898      |
| Westchester     | 994                         | 3,387      | 2,380    | 1,007  | 1,470,783    | 2,721                                | 3,203      | 369      | 2,834   | 2,848,478    |
| Wyoming         | 6                           | 18         | 13       | 5      | 2,685        | 96                                   | 134        | 33       | 101     | 34,239       |
| Yates           | 1                           | 3          | 2        | 1      | 577          | 45                                   | 57         | 10       | 47      | 19,050       |

\* The Non-Maintenance of Effort category includes otherwise TANF eligible or otherwise SNA-MOE eligible non-disabled two-parent cases.

\*\* Expenditures partially estimated.

Table 12  
SAFETY NET ASSISTANCE-FNP-CASH TOTAL\*  
Cases, Recipients, Children, Adults and Expenditures by Local District  
June 2007

| Local District | Safety Net Assistance-FNP-Cash Total |            |          |          |              |
|----------------|--------------------------------------|------------|----------|----------|--------------|
|                | Cases                                | Recipients | Children | Adults   | Expenditures |
| New York State | See Note                             | See Note   | See Note | See Note | See Note     |
| New York City  | See Note                             | See Note   | See Note | See Note | See Note     |
| Rest of State  | 25,683                               | 34,192     | 7,287    | 26,905   | \$12,955,741 |
| Albany         | 626                                  | 789        | 128      | 661      | 339,347      |
| Allegany       | 165                                  | 269        | 81       | 188      | 58,642       |
| Broome         | 730                                  | 978        | 212      | 766      | 332,718      |
| Cattaraugus    | 202                                  | 249        | 43       | 206      | 94,084       |
| Cayuga         | 169                                  | 232        | 60       | 172      | 71,155       |
| Chautauqua     | 588                                  | 843        | 190      | 653      | 213,597      |
| Chemung        | 359                                  | 523        | 129      | 394      | 151,336      |
| Chenango       | 64                                   | 83         | 24       | 59       | 40,893       |
| Clinton        | 299                                  | 382        | 63       | 319      | 122,251      |
| Columbia       | 138                                  | 157        | 17       | 140      | 92,606       |
| Cortland       | 154                                  | 213        | 36       | 177      | 73,238       |
| Delaware       | 70                                   | 74         | 5        | 69       | 28,531       |
| Dutchess       | 394                                  | 465        | 68       | 397      | 290,378      |
| Erie           | 2,959                                | 4,568      | 1,426    | 3,142    | 1,197,559    |
| Essex          | 71                                   | 109        | 27       | 82       | 46,922       |
| Franklin       | 110                                  | 165        | 41       | 124      | 49,646       |
| Fulton         | 110                                  | 136        | 19       | 117      | 54,297       |
| Genesee        | 91                                   | 113        | 21       | 92       | 36,478       |
| Greene         | 137                                  | 180        | 34       | 146      | 62,672       |
| Hamilton       | 7                                    | 11         | 2        | 9        | 1,922        |
| Herkimer       | 118                                  | 143        | 24       | 119      | 49,090       |
| Jefferson      | 243                                  | 333        | 78       | 255      | 160,190      |
| Lewis          | 44                                   | 67         | 20       | 47       | 16,271       |
| Livingston     | 127                                  | 166        | 29       | 137      | 60,384       |
| Madison        | 59                                   | 68         | 10       | 58       | 22,406       |
| Monroe         | 3,547                                | 4,730      | 1,136    | 3,594    | 1,547,005    |
| Montgomery     | 102                                  | 133        | 22       | 111      | 44,443       |
| Nassau         | 1,588                                | 1,836      | 176      | 1,660    | 862,630      |
| Niagara        | 700                                  | 873        | 146      | 727      | 289,872      |
| Oneida         | 761                                  | 1,346      | 460      | 886      | 315,090      |
| Onondaga       | 1,573                                | 2,182      | 558      | 1,624    | 715,648      |
| Ontario        | 235                                  | 303        | 59       | 244      | 96,139       |
| Orange         | 521                                  | 707        | 153      | 554      | 378,533      |
| Orleans        | 186                                  | 293        | 95       | 198      | 70,508       |
| Oswego         | 217                                  | 304        | 80       | 224      | 92,394       |
| Otsego         | 85                                   | 102        | 12       | 90       | 61,509       |
| Putnam         | 28                                   | 34         | 5        | 29       | 26,428       |
| Rensselaer     | 265                                  | 480        | 163      | 317      | 122,644      |
| Rockland       | 286                                  | 351        | 59       | 292      | 137,879      |
| St.Lawrence    | 309                                  | 471        | 112      | 359      | 114,810      |
| Saratoga       | 115                                  | 125        | 15       | 110      | 72,427       |
| Schenectady    | 411                                  | 499        | 82       | 417      | 200,700      |
| Schoharie      | 42                                   | 59         | 11       | 48       | 28,051       |
| Schuyler       | 79                                   | 122        | 33       | 89       | 28,013       |
| Seneca         | 38                                   | 42         | 5        | 37       | 18,561       |
| Steuben        | 297                                  | 422        | 102      | 320      | 123,131      |
| Suffolk        | 3,120                                | 3,562      | 423      | 3,139    | 1,531,586    |
| Sullivan       | 232                                  | 349        | 95       | 254      | 153,852      |
| Tioga          | 94                                   | 129        | 26       | 103      | 42,250       |
| Tompkins       | 284                                  | 405        | 81       | 324      | 122,687      |
| Ulster         | 333                                  | 403        | 60       | 343      | 172,779      |
| Warren         | 84                                   | 99         | 15       | 84       | 42,113       |
| Washington     | 155                                  | 176        | 17       | 159      | 118,698      |
| Wayne          | 208                                  | 234        | 27       | 207      | 75,286       |
| Westchester    | 1,634                                | 1,935      | 230      | 1,705    | 1,639,450    |
| Wyoming        | 82                                   | 120        | 32       | 88       | 29,166       |
| Yates          | 38                                   | 50         | 10       | 40       | 14,846       |

Note: A breakout of Safety Net Assistance-FNP-Cash and Safety Net Assistance-FNP-Non-Cash data is not available for New York City.

\* Includes otherwise TANF non-disabled two-parent cases.

Table 13  
**SAFETY NET ASSISTANCE-FNP-CASH BY MAINTENANCE OF EFFORT STATUS**  
(Maintenance of Effort (MOE) vs. Non-Maintenance of Effort (Non-MOE))  
Cases, Recipients, Children, Adults and Expenditures by Local District  
June 2007

| Local District | Maintenance of Effort (MOE) |            |          |          |              | Non-Maintenance of Effort (Non-MOE)* |            |          |          |              |
|----------------|-----------------------------|------------|----------|----------|--------------|--------------------------------------|------------|----------|----------|--------------|
|                | Cases                       | Recipients | Children | Adults   | Expenditures | Cases                                | Recipients | Children | Adults   | Expenditures |
| New York State | See Note                    | See Note   | See Note | See Note | See Note     | See Note                             | See Note   | See Note | See Note | See Note     |
| New York City  | See Note                    | See Note   | See Note | See Note | See Note     | See Note                             | See Note   | See Note | See Note | See Note     |
| Rest of State  | 810                         | 2,786      | 1,929    | 857      | \$505,541    | 24,873                               | 31,406     | 5,358    | 26,048   | \$12,450,200 |
| Albany         | 4                           | 13         | 9        | 4        | 7,204        | 622                                  | 776        | 119      | 657      | 332,143      |
| Allegany       | 1                           | 3          | 1        | 2        | 105          | 164                                  | 266        | 80       | 186      | 58,537       |
| Broome         | 17                          | 51         | 33       | 18       | 8,281        | 713                                  | 927        | 179      | 748      | 324,437      |
| Cattaraugus    | 3                           | 14         | 11       | 3        | 2,061        | 199                                  | 235        | 32       | 203      | 92,023       |
| Cayuga         | 6                           | 17         | 11       | 6        | 3,150        | 163                                  | 215        | 49       | 166      | 68,005       |
| Chautauqua     | 8                           | 25         | 16       | 9        | 4,644        | 580                                  | 818        | 174      | 644      | 208,953      |
| Chemung        | 5                           | 15         | 8        | 7        | 3,659        | 354                                  | 508        | 121      | 387      | 147,677      |
| Chenango       | 0                           | 0          | 0        | 0        | 0            | 64                                   | 83         | 24       | 59       | 40,893       |
| Clinton        | 3                           | 8          | 6        | 2        | 1,236        | 296                                  | 374        | 57       | 317      | 121,015      |
| Columbia       | 3                           | 10         | 7        | 3        | 1,371        | 135                                  | 147        | 10       | 137      | 91,235       |
| Cortland       | 4                           | 17         | 12       | 5        | 1,885        | 150                                  | 196        | 24       | 172      | 71,353       |
| Delaware       | 0                           | 0          | 0        | 0        | 0            | 70                                   | 74         | 5        | 69       | 28,531       |
| Dutchess       | 4                           | 16         | 12       | 4        | 3,520        | 390                                  | 449        | 56       | 393      | 286,858      |
| Erie           | 245                         | 845        | 584      | 261      | 116,900      | 2,714                                | 3,723      | 842      | 2,881    | 1,080,659    |
| Essex          | 1                           | 4          | 2        | 2        | 1,317        | 70                                   | 105        | 25       | 80       | 45,605       |
| Franklin       | 0                           | 0          | 0        | 0        | 0            | 110                                  | 165        | 41       | 124      | 49,646       |
| Fulton         | 1                           | 1          | 0        | 1        | 119          | 109                                  | 135        | 19       | 116      | 54,178       |
| Genesee        | 0                           | 0          | 0        | 0        | 0            | 91                                   | 113        | 21       | 92       | 36,478       |
| Greene         | 3                           | 11         | 8        | 3        | 2,223        | 134                                  | 169        | 26       | 143      | 60,449       |
| Hamilton       | 0                           | 0          | 0        | 0        | 0            | 7                                    | 11         | 2        | 9        | 1,922        |
| Herkimer       | 1                           | 1          | 1        | 0        | 355          | 117                                  | 142        | 23       | 119      | 48,735       |
| Jefferson      | 7                           | 26         | 17       | 9        | 5,846        | 236                                  | 307        | 61       | 246      | 154,344      |
| Lewis          | 0                           | 0          | 0        | 0        | 0            | 44                                   | 67         | 20       | 47       | 16,271       |
| Livingston     | 3                           | 12         | 9        | 3        | 1,891        | 124                                  | 154        | 20       | 134      | 58,493       |
| Madison        | 0                           | 0          | 0        | 0        | 0            | 59                                   | 68         | 10       | 58       | 22,406       |
| Monroe         | 191                         | 707        | 505      | 202      | 112,239      | 3,356                                | 4,023      | 631      | 3,392    | 1,434,766    |
| Montgomery     | 3                           | 8          | 5        | 3        | 836          | 99                                   | 125        | 17       | 108      | 43,607       |
| Nassau         | 24                          | 67         | 42       | 25       | 18,191       | 1,564                                | 1,769      | 134      | 1,635    | 844,439      |
| Niagara        | 9                           | 29         | 19       | 10       | 4,149        | 691                                  | 844        | 127      | 717      | 285,723      |
| Oneida         | 39                          | 155        | 114      | 41       | 18,357       | 722                                  | 1,191      | 346      | 845      | 296,733      |
| Onondaga       | 80                          | 290        | 203      | 87       | 48,348       | 1,493                                | 1,892      | 355      | 1,537    | 667,300      |
| Ontario        | 1                           | 2          | 2        | 0        | 490          | 234                                  | 301        | 57       | 244      | 95,649       |
| Orange         | 10                          | 34         | 23       | 11       | 10,102       | 511                                  | 673        | 130      | 543      | 368,431      |
| Orleans        | 2                           | 5          | 3        | 2        | 1,320        | 184                                  | 288        | 92       | 196      | 69,188       |
| Oswego         | 2                           | 5          | 3        | 2        | 976          | 215                                  | 299        | 77       | 222      | 91,418       |
| Otsego         | 0                           | 0          | 0        | 0        | 0            | 85                                   | 102        | 12       | 90       | 61,509       |
| Putnam         | 0                           | 0          | 0        | 0        | 0            | 28                                   | 34         | 5        | 29       | 26,428       |
| Rensselaer     | 3                           | 11         | 6        | 5        | 1,406        | 262                                  | 469        | 157      | 312      | 121,238      |
| Rockland       | 7                           | 13         | 6        | 7        | 2,931        | 279                                  | 338        | 53       | 285      | 134,948      |
| St.Lawrence    | 4                           | 16         | 12       | 4        | 1,438        | 305                                  | 455        | 100      | 355      | 113,372      |
| Saratoga       | 0                           | 0          | 0        | 0        | 0            | 115                                  | 125        | 15       | 110      | 72,427       |
| Schenectady    | 4                           | 14         | 10       | 4        | 753          | 407                                  | 485        | 72       | 413      | 199,947      |
| Schoharie      | 0                           | 0          | 0        | 0        | 0            | 42                                   | 59         | 11       | 48       | 28,051       |
| Schuyler       | 5                           | 13         | 7        | 6        | 1,692        | 74                                   | 109        | 26       | 83       | 26,321       |
| Seneca         | 2                           | 4          | 2        | 2        | 582          | 36                                   | 38         | 3        | 35       | 17,979       |
| Steuben        | 8                           | 26         | 17       | 9        | 4,332        | 289                                  | 396        | 85       | 311      | 118,799      |
| Suffolk        | 45                          | 140        | 97       | 43       | 55,779       | 3,075                                | 3,422      | 326      | 3,096    | 1,475,807    |
| Sullivan       | 8                           | 29         | 21       | 8        | 5,160        | 224                                  | 320        | 74       | 246      | 148,692      |
| Tioga          | 0                           | 0          | 0        | 0        | 0            | 94                                   | 129        | 26       | 103      | 42,250       |
| Tompkins       | 2                           | 3          | 1        | 2        | 717          | 282                                  | 402        | 80       | 322      | 121,970      |
| Ulster         | 0                           | 0          | 0        | 0        | 0            | 333                                  | 403        | 60       | 343      | 172,779      |
| Warren         | 1                           | 2          | 1        | 1        | 475          | 83                                   | 97         | 14       | 83       | 41,638       |
| Washington     | 1                           | 2          | 1        | 1        | 294          | 154                                  | 174        | 16       | 158      | 118,404      |
| Wayne          | 0                           | 0          | 0        | 0        | 0            | 208                                  | 234        | 27       | 207      | 75,286       |
| Westchester    | 40                          | 122        | 82       | 40       | 49,207       | 1,594                                | 1,813      | 148      | 1,665    | 1,590,243    |
| Wyoming        | 0                           | 0          | 0        | 0        | 0            | 82                                   | 120        | 32       | 88       | 29,166       |
| Yates          | 0                           | 0          | 0        | 0        | 0            | 38                                   | 50         | 10       | 40       | 14,846       |

Note: Data from New York City does not allow the separation of Safety Net-FNP-Cash and Safety Net-FNP-Non-Cash data.

\*See Footnote on Table 11.

Table 14  
**SAFETY NET ASSISTANCE-FNP-NON-CASH TOTAL**  
Cases, Recipients, Children, Adults and Expenditures by Local District  
June 2007

| Local District | Safety Net Assistance-FNP-Non-Cash Total |            |          |          |              |
|----------------|--|------------|----------|----------|--------------|
|                | Cases                                    | Recipients | Children | Adults   | Expenditures |
| New York State | See Note                                 | See Note   | See Note | See Note | See Note     |
| New York City  | See Note                                 | See Note   | See Note | See Note | See Note     |
| Rest of State  | 20,039                                   | 42,225     | 22,020   | 20,205   | \$13,283,938 |
| Albany         | 645                                      | 1,473      | 827      | 646      | 395,794      |
| Allegany       | 63                                       | 140        | 74       | 66       | 36,930       |
| Broome         | 540                                      | 1,167      | 604      | 563      | 285,177      |
| Cattaraugus    | 81                                       | 150        | 73       | 77       | 34,127       |
| Cayuga         | 42                                       | 91         | 44       | 47       | 24,009       |
| Chautauqua     | 385                                      | 928        | 544      | 384      | 176,453      |
| Chemung        | 308                                      | 664        | 343      | 321      | 164,770      |
| Chenango       | 21                                       | 43         | 18       | 25       | 8,890        |
| Clinton        | 106                                      | 178        | 72       | 106      | 58,580       |
| Columbia       | 51                                       | 84         | 33       | 51       | 51,077       |
| Cortland       | 87                                       | 184        | 90       | 94       | 50,219       |
| Delaware       | 15                                       | 17         | 3        | 14       | 9,828        |
| Dutchess       | 256                                      | 397        | 146      | 251      | 214,260      |
| Erie           | 3,643                                    | 7,203      | 3,534    | 3,669    | 1,700,772    |
| Essex          | 16                                       | 34         | 17       | 17       | 20,393       |
| Franklin       | 58                                       | 106        | 46       | 60       | 32,568       |
| Fulton         | 29                                       | 31         | 2        | 29       | 16,769       |
| Genesee        | 62                                       | 96         | 35       | 61       | 45,114       |
| Greene         | 42                                       | 80         | 34       | 46       | 30,120       |
| Hamilton       | 0  | 0          | 0        | 0        | 0            |
| Herkimer       | 38                                       | 56         | 21       | 35       | 24,122       |
| Jefferson      | 96                                       | 149        | 49       | 100      | 73,795       |
| Lewis          | 10                                       | 14         | 4        | 10       | 5,021        |
| Livingston     | 73                                       | 110        | 36       | 74       | 42,345       |
| Madison        | 26                                       | 34         | 8        | 26       | 15,340       |
| Monroe         | 4,355                                    | 9,357      | 4,914    | 4,443    | 2,263,801    |
| Montgomery     | 33                                       | 67         | 33       | 34       | 24,076       |
| Nassau         | 1,004                                    | 2,140      | 1,135    | 1,005    | 792,045      |
| Niagara        | 501                                      | 1,019      | 506      | 513      | 250,015      |
| Oneida         | 360                                      | 892        | 546      | 346      | 215,774      |
| Onondaga       | 698                                      | 1,827      | 1,177    | 650      | 375,916      |
| Ontario        | 112                                      | 207        | 93       | 114      | 68,222       |
| Orange         | 422                                      | 1,175      | 726      | 449      | 410,643      |
| Orleans        | 88                                       | 156        | 67       | 89       | 34,418       |
| Oswego         | 117                                      | 227        | 111      | 116      | 67,454       |
| Otsego         | 24                                       | 25         | 4        | 21       | 21,573       |
| Putnam         | 19                                       | 22         | 4        | 18       | 15,309       |
| Rensselaer     | 211                                      | 583        | 350      | 233      | 184,528      |
| Rockland       | 331                                      | 879        | 501      | 378      | 209,860      |
| St.Lawrence    | 144                                      | 308        | 148      | 160      | 70,180       |
| Saratoga       | 58                                       | 58         | 0        | 58       | 43,361       |
| Schenectady    | 219                                      | 451        | 231      | 220      | 147,839      |
| Schoharie      | 14                                       | 18         | 4        | 14       | 22,991       |
| Schuyler       | 14                                       | 26         | 12       | 14       | 7,801        |
| Seneca         | 34                                       | 50         | 18       | 32       | 16,230       |
| Steuben        | 204                                      | 387        | 195      | 192      | 112,675      |
| Suffolk        | 1,476                                    | 2,879      | 1,499    | 1,380    | 1,139,221    |
| Sullivan       | 163                                      | 301        | 134      | 167      | 132,732      |
| Tioga          | 31                                       | 60         | 27       | 33       | 13,781       |
| Tompkins       | 170                                      | 289        | 116      | 173      | 85,728       |
| Ulster         | 219                                      | 418        | 200      | 218      | 195,892      |
| Warren         | 39                                       | 43         | 4        | 39       | 33,597       |
| Washington     | 68                                       | 81         | 18       | 63       | 62,200       |
| Wayne          | 109                                      | 154        | 55       | 99       | 57,253       |
| Westchester    | 2,081                                    | 4,655      | 2,519    | 2,136    | 2,679,811    |
| Wyoming        | 20                                       | 32         | 14       | 18       | 7,758        |
| Yates          | 8  | 10         | 2        | 8        | 4,781        |

Note: A breakout of Safety Net Assistance-FNP-Cash and Safety Net Assistance-FNP-Non-Cash data is not available for New York City.



Table 15  
**SAFETY NET ASSISTANCE-FNP-NON-CASH BY MAINTENANCE OF EFFORT STATUS**  
(Maintenance of Effort (MOE) vs. Non-Maintenance of Effort (Non-MOE))  
Cases, Recipients, Children, Adults and Expenditures by Local District  
June 2007

| Local District | Maintenance of Effort (MOE) |            |          |          |              | Non-Maintenance of Effort (Non-MOE)* |            |          |          |              |
|----------------|-----------------------------|------------|----------|----------|--------------|--------------------------------------|------------|----------|----------|--------------|
|                | Cases                       | Recipients | Children | Adults   | Expenditures | Cases                                | Recipients | Children | Adults   | Expenditures |
| New York State | See Note                    | See Note   | See Note | See Note | See Note     | See Note                             | See Note   | See Note | See Note | See Note     |
| New York City  | See Note                    | See Note   | See Note | See Note | See Note     | See Note                             | See Note   | See Note | See Note | See Note     |
| Rest of State  | 7,436                       | 27,148     | 19,707   | 7,441    | \$5,763,279  | 12,603                               | 15,077     | 2,313    | 12,764   | \$7,520,659  |
| Albany         | 278                         | 1,049      | 779      | 270      | 216,114      | 367                                  | 424        | 48       | 376      | 179,680      |
| Allegany       | 22                          | 83         | 58       | 25       | 14,416       | 41                                   | 57         | 16       | 41       | 22,514       |
| Broome         | 203                         | 747        | 535      | 212      | 120,974      | 337                                  | 420        | 69       | 351      | 164,203      |
| Cattaraugus    | 22                          | 84         | 62       | 22       | 10,429       | 59                                   | 66         | 11       | 55       | 23,698       |
| Cayuga         | 8                           | 39         | 29       | 10       | 3,130        | 34                                   | 52         | 15       | 37       | 20,879       |
| Chautauqua     | 183                         | 639        | 469      | 170      | 93,970       | 202                                  | 289        | 75       | 214      | 82,483       |
| Chemung        | 103                         | 394        | 290      | 104      | 70,083       | 205                                  | 270        | 53       | 217      | 94,687       |
| Chenango       | 4                           | 12         | 8        | 4        | 1,678        | 17                                   | 31         | 10       | 21       | 7,212        |
| Clinton        | 23                          | 86         | 62       | 24       | 13,920       | 83                                   | 92         | 10       | 82       | 44,660       |
| Columbia       | 10                          | 40         | 30       | 10       | 13,278       | 41                                   | 44         | 3        | 41       | 37,799       |
| Cortland       | 28                          | 110        | 77       | 33       | 19,288       | 59                                   | 74         | 13       | 61       | 30,931       |
| Delaware       | 0                           | 0          | 0        | 0        | 0            | 15                                   | 17         | 3        | 14       | 9,828        |
| Dutchess       | 51                          | 188        | 134      | 54       | 34,032       | 205                                  | 209        | 12       | 197      | 180,228      |
| Erie           | 1,252                       | 4,593      | 3,320    | 1,273    | 657,034      | 2,391                                | 2,610      | 214      | 2,396    | 1,043,738    |
| Essex          | 3                           | 16         | 13       | 3        | 3,763        | 13                                   | 18         | 4        | 14       | 16,630       |
| Franklin       | 18                          | 51         | 33       | 18       | 8,345        | 40                                   | 55         | 13       | 42       | 24,223       |
| Fulton         | 1                           | 3          | 2        | 1        | 19           | 28                                   | 28         | 0        | 28       | 16,750       |
| Genesee        | 12                          | 45         | 35       | 10       | 7,248        | 50                                   | 51         | 0        | 51       | 37,866       |
| Greene         | 13                          | 47         | 32       | 15       | 8,005        | 29                                   | 33         | 2        | 31       | 22,115       |
| Hamilton       | 0                           | 0          | 0        | 0        | 0            | 0                                    | 0          | 0        | 0        | 0            |
| Herkimer       | 7                           | 24         | 16       | 8        | 3,599        | 31                                   | 32         | 5        | 27       | 20,523       |
| Jefferson      | 13                          | 50         | 35       | 15       | 6,118        | 83                                   | 99         | 14       | 85       | 67,677       |
| Lewis          | 1                           | 5          | 3        | 2        | 249          | 9                                    | 9          | 1        | 8        | 4,772        |
| Livingston     | 14                          | 48         | 34       | 14       | 10,428       | 59                                   | 62         | 2        | 60       | 31,917       |
| Madison        | 3                           | 10         | 7        | 3        | 1,294        | 23                                   | 24         | 1        | 23       | 14,046       |
| Monroe         | 1,792                       | 6,579      | 4,727    | 1,852    | 1,098,409    | 2,563                                | 2,778      | 187      | 2,591    | 1,165,392    |
| Montgomery     | 8                           | 42         | 33       | 9        | 5,185        | 25                                   | 25         | 0        | 25       | 18,891       |
| Nassau         | 431                         | 1,466      | 1,037    | 429      | 377,988      | 573                                  | 674        | 98       | 576      | 414,057      |
| Niagara        | 174                         | 616        | 433      | 183      | 86,978       | 327                                  | 403        | 73       | 330      | 163,037      |
| Oneida         | 166                         | 641        | 482      | 159      | 86,948       | 194                                  | 251        | 64       | 187      | 128,826      |
| Onondaga       | 343                         | 1,361      | 1,031    | 330      | 185,333      | 355                                  | 466        | 146      | 320      | 190,583      |
| Ontario        | 27                          | 111        | 80       | 31       | 13,254       | 85                                   | 96         | 13       | 83       | 54,968       |
| Orange         | 168                         | 716        | 541      | 175      | 202,601      | 254                                  | 459        | 185      | 274      | 208,042      |
| Orleans        | 23                          | 70         | 49       | 21       | 10,818       | 65                                   | 86         | 18       | 68       | 23,600       |
| Oswego         | 23                          | 111        | 85       | 26       | 12,925       | 94                                   | 116        | 26       | 90       | 54,529       |
| Otsego         | 0                           | 0          | 0        | 0        | 0            | 24                                   | 25         | 4        | 21       | 21,573       |
| Putnam         | 1                           | 4          | 3        | 1        | 177          | 18                                   | 18         | 1        | 17       | 15,132       |
| Rensselaer     | 107                         | 407        | 292      | 115      | 97,737       | 104                                  | 176        | 58       | 118      | 86,791       |
| Rockland       | 60                          | 256        | 194      | 62       | 34,091       | 271                                  | 623        | 307      | 316      | 175,769      |
| St.Lawrence    | 45                          | 164        | 115      | 49       | 24,554       | 99                                   | 144        | 33       | 111      | 45,626       |
| Saratoga       | 0                           | 0          | 0        | 0        | 0            | 58                                   | 58         | 0        | 58       | 43,361       |
| Schenectady    | 80                          | 297        | 219      | 78       | 48,251       | 139                                  | 154        | 12       | 142      | 99,588       |
| Schoharie      | 1                           | 5          | 4        | 1        | 1,899        | 13                                   | 13         | 0        | 13       | 21,092       |
| Schuyler       | 4                           | 10         | 6        | 4        | 1,817        | 10                                   | 16         | 6        | 10       | 5,984        |
| Seneca         | 6                           | 22         | 16       | 6        | 3,153        | 28                                   | 28         | 2        | 26       | 13,077       |
| Steuben        | 75                          | 240        | 180      | 60       | 50,487       | 129                                  | 147        | 15       | 132      | 62,188       |
| Suffolk        | 501                         | 1,746      | 1,343    | 403      | 553,997      | 975                                  | 1,133      | 156      | 977      | 585,224      |
| Sullivan       | 37                          | 155        | 116      | 39       | 24,868       | 126                                  | 146        | 18       | 128      | 107,864      |
| Tioga          | 12                          | 40         | 26       | 14       | 5,893        | 19                                   | 20         | 1        | 19       | 7,888        |
| Tompkins       | 43                          | 152        | 107      | 45       | 20,821       | 127                                  | 137        | 9        | 128      | 64,907       |
| Ulster         | 59                          | 228        | 165      | 63       | 64,052       | 160                                  | 190        | 35       | 155      | 131,840      |
| Warren         | 0                           | 0          | 0        | 0        | 0            | 39                                   | 43         | 4        | 39       | 33,597       |
| Washington     | 3                           | 11         | 9        | 2        | 1,150        | 65                                   | 70         | 9        | 61       | 61,050       |
| Wayne          | 14                          | 49         | 38       | 11       | 7,641        | 95                                   | 105        | 17       | 88       | 49,612       |
| Westchester    | 954                         | 3,265      | 2,298    | 967      | 1,421,576    | 1,127                                | 1,390      | 221      | 1,169    | 1,258,235    |
| Wyoming        | 6                           | 18         | 13       | 5        | 2,685        | 14                                   | 14         | 1        | 13       | 5,073        |
| Yates          | 1                           | 3          | 2        | 1        | 577          | 7                                    | 7          | 0        | 7        | 4,204        |

Note: Data from New York City does not allow the separation of Safety Net-FNP-Cash and Safety Net-FNP-Non-Cash data.

\*Includes Non-Disabled two-parent cases otherwise SNA-MOE.

Table 16  
**FOOD STAMPS**  
Households, Persons and Value of Food Stamps Benefits by Local District  
June 2007

| Local District | Total      |           |                      | Temporary Assistance |         |                      | Non-Temporary Assistance |         |                      |
|----------------|------------|-----------|----------------------|----------------------|---------|----------------------|--------------------------|---------|----------------------|
|                | Households | Persons   | Food Stamps Benefits | Households           | Persons | Food Stamps Benefits | Households               | Persons | Food Stamps Benefits |
| New York State | 953,529    | 1,801,707 | \$194,430,741        | 588,110              | 960,034 | \$108,237,999        | 365,419                  | 841,673 | \$86,192,742         |
| New York City  | 596,232    | 1,094,984 | 126,439,880          | 428,743              | 731,980 | 84,523,167           | 167,489                  | 363,004 | 41,916,713           |
| Rest of State  | 357,297    | 706,723   | 67,990,861           | 159,367              | 228,054 | 23,714,832           | 197,930                  | 478,669 | 44,276,029           |
| Albany         | 10,488     | 20,167    | 1,941,337            | 4,960                | 7,272   | 767,842              | 5,528                    | 12,895  | 1,173,495            |
| Allegany       | 2,206      | 4,363     | 388,626              | 1,007                | 1,420   | 144,205              | 1,199                    | 2,943   | 244,421              |
| Broome         | 9,773      | 19,090    | 1,895,742            | 4,390                | 6,346   | 718,111              | 5,383                    | 12,744  | 1,177,631            |
| Cattaraugus    | 3,605      | 7,054     | 615,607              | 1,385                | 1,737   | 162,014              | 2,220                    | 5,317   | 453,593              |
| Cayuga         | 3,085      | 6,662     | 614,648              | 1,037                | 1,394   | 145,261              | 2,048                    | 5,268   | 469,387              |
| Chautauqua     | 7,700      | 15,977    | 1,533,038            | 3,138                | 4,834   | 530,383              | 4,562                    | 11,143  | 1,002,655            |
| Chemung        | 4,957      | 10,173    | 985,242              | 2,237                | 3,411   | 364,511              | 2,720                    | 6,762   | 620,731              |
| Chenango       | 2,377      | 4,958     | 459,824              | 666                  | 802     | 75,621               | 1,711                    | 4,156   | 384,203              |
| Clinton        | 4,236      | 7,747     | 726,619              | 1,933                | 2,487   | 255,636              | 2,303                    | 5,260   | 470,983              |
| Columbia       | 1,774      | 3,027     | 271,265              | 812                  | 1,011   | 96,760               | 962                      | 2,016   | 174,505              |
| Cortland       | 2,189      | 4,288     | 389,173              | 926                  | 1,258   | 130,225              | 1,263                    | 3,030   | 258,948              |
| Delaware       | 1,643      | 2,898     | 247,720              | 680                  | 750     | 67,909               | 963                      | 2,148   | 179,811              |
| Dutchess       | 6,141      | 11,184    | 1,092,585            | 2,618                | 3,314   | 352,613              | 3,523                    | 7,870   | 739,972              |
| Erie           | 49,198     | 97,222    | 9,476,726            | 21,194               | 31,363  | 3,303,072            | 28,004                   | 65,859  | 6,173,654            |
| Essex          | 1,187      | 2,013     | 169,531              | 554                  | 659     | 54,938               | 633                      | 1,354   | 114,593              |
| Franklin       | 2,415      | 4,677     | 417,401              | 974                  | 1,250   | 113,527              | 1,441                    | 3,427   | 303,874              |
| Fulton         | 2,865      | 5,716     | 532,346              | 991                  | 1,128   | 106,168              | 1,874                    | 4,588   | 426,178              |
| Genesee        | 2,057      | 4,143     | 388,407              | 723                  | 896     | 93,317               | 1,334                    | 3,247   | 295,090              |
| Greene         | 1,773      | 3,242     | 308,656              | 821                  | 1,124   | 122,674              | 952                      | 2,118   | 185,982              |
| Hamilton       | 170        | 251       | 17,677               | 30                   | 41      | 3,996                | 140                      | 210     | 13,681               |
| Herkimer       | 2,957      | 5,994     | 559,300              | 911                  | 1,120   | 112,296              | 2,046                    | 4,874   | 447,004              |
| Jefferson      | 4,632      | 9,490     | 840,513              | 1,689                | 1,960   | 170,268              | 2,943                    | 7,530   | 670,245              |
| Lewis          | 1,045      | 2,178     | 192,962              | 353                  | 449     | 39,769               | 692                      | 1,729   | 153,193              |
| Livingston     | 2,136      | 4,114     | 389,824              | 675                  | 864     | 93,319               | 1,461                    | 3,250   | 296,505              |
| Madison        | 2,282      | 4,761     | 427,018              | 734                  | 853     | 78,211               | 1,548                    | 3,908   | 348,807              |
| Monroe         | 37,791     | 76,475    | 7,525,179            | 19,652               | 32,185  | 3,478,562            | 18,139                   | 44,290  | 4,046,617            |
| Montgomery     | 2,760      | 5,988     | 564,774              | 945                  | 1,225   | 116,061              | 1,815                    | 4,763   | 448,713              |
| Nassau         | 16,899     | 26,864    | 2,838,799            | 10,242               | 14,148  | 1,572,159            | 6,657                    | 12,716  | 1,266,640            |
| Niagara        | 9,513      | 18,172    | 1,764,343            | 4,186                | 5,916   | 628,118              | 5,327                    | 12,256  | 1,136,225            |
| Oneida         | 12,295     | 25,424    | 2,373,491            | 4,960                | 7,391   | 756,218              | 7,335                    | 18,033  | 1,617,273            |
| Onondaga       | 19,512     | 41,271    | 3,982,351            | 8,088                | 11,781  | 1,217,125            | 11,424                   | 29,490  | 2,765,226            |
| Ontario        | 3,228      | 6,057     | 548,221              | 1,281                | 1,754   | 181,445              | 1,947                    | 4,303   | 366,776              |
| Orange         | 9,615      | 23,309    | 2,351,704            | 3,740                | 5,691   | 608,132              | 5,875                    | 17,618  | 1,743,572            |
| Orleans        | 1,874      | 4,006     | 363,297              | 724                  | 1,073   | 117,230              | 1,150                    | 2,933   | 246,067              |
| Oswego         | 4,867      | 11,373    | 1,043,160            | 1,647                | 2,287   | 223,899              | 3,220                    | 9,086   | 819,261              |
| Otsego         | 1,775      | 3,441     | 316,408              | 627                  | 710     | 67,408               | 1,148                    | 2,731   | 249,000              |
| Putnam         | 792        | 1,016     | 87,114               | 434                  | 469     | 38,956               | 358                      | 547     | 48,158               |
| Rensselaer     | 5,638      | 11,590    | 1,134,393            | 2,364                | 3,820   | 405,597              | 3,274                    | 7,770   | 728,796              |
| Rockland       | 7,213      | 21,520    | 2,076,773            | 2,482                | 3,538   | 312,077              | 4,731                    | 17,982  | 1,764,696            |
| St.Lawrence    | 5,025      | 10,371    | 938,382              | 2,101                | 2,841   | 287,743              | 2,924                    | 7,530   | 650,639              |
| Saratoga       | 4,306      | 7,882     | 717,899              | 1,353                | 1,417   | 136,851              | 2,953                    | 6,465   | 581,048              |
| Schenectady    | 6,527      | 13,375    | 1,273,833            | 2,808                | 3,908   | 404,023              | 3,719                    | 9,467   | 869,810              |
| Schoharie      | 1,044      | 1,972     | 178,318              | 353                  | 412     | 40,519               | 691                      | 1,560   | 137,799              |
| Schuyler       | 716        | 1,424     | 131,494              | 301                  | 451     | 46,394               | 415                      | 973     | 85,100               |
| Seneca         | 1,017      | 1,855     | 160,621              | 355                  | 426     | 37,518               | 662                      | 1,429   | 123,103              |
| Steuben        | 3,795      | 7,964     | 705,795              | 1,645                | 2,387   | 235,660              | 2,150                    | 5,577   | 470,135              |
| Suffolk        | 23,418     | 39,350    | 3,902,670            | 12,960               | 17,371  | 1,755,290            | 10,458                   | 21,979  | 2,147,380            |
| Sullivan       | 3,349      | 6,676     | 595,069              | 1,632                | 2,265   | 210,898              | 1,717                    | 4,411   | 384,171              |
| Tioga          | 1,800      | 3,935     | 371,763              | 616                  | 845     | 89,156               | 1,184                    | 3,090   | 282,607              |
| Tompkins       | 2,997      | 5,693     | 537,685              | 1,350                | 1,912   | 193,900              | 1,647                    | 3,781   | 343,785              |
| Ulster         | 5,245      | 9,554     | 896,616              | 2,550                | 3,445   | 348,920              | 2,695                    | 6,109   | 547,696              |
| Warren         | 2,123      | 3,863     | 340,110              | 867                  | 942     | 88,047               | 1,256                    | 2,921   | 252,063              |
| Washington     | 2,235      | 4,366     | 398,847              | 877                  | 1,103   | 117,274              | 1,358                    | 3,263   | 281,573              |
| Wayne          | 3,373      | 6,220     | 576,459              | 1,342                | 1,646   | 173,715              | 2,031                    | 4,574   | 402,744              |
| Westchester    | 21,574     | 40,231    | 4,054,466            | 10,742               | 16,054  | 1,630,899            | 10,832                   | 24,177  | 2,423,567            |
| Wyoming        | 1,062      | 2,080     | 182,125              | 404                  | 536     | 55,727               | 658                      | 1,544   | 126,398              |
| Yates          | 1,028      | 2,017     | 176,915              | 301                  | 362     | 36,665               | 727                      | 1,655   | 140,250              |

Note: Food Stamps households containing only SSI recipients are counted as TA in accordance with Federal reporting requirements.

Table 17  
**SUPPLEMENTAL SECURITY INCOME**  
 Recipients, Total Program Expenditures, Federal and State Shares, by Local District  
 June 2007

| Local District  | Expenditures |               |               |              |
|-----------------|--------------|---------------|---------------|--------------|
|                 | Recipients   | Total         | Federal       | State        |
| New York State* | 649,160      | \$338,866,584 | \$287,710,101 | \$51,156,483 |
| New York City   | 407,141      | 218,391,296   | 188,752,085   | 29,639,211   |
| Rest of State   | 233,624      | 117,169,857   | 96,729,194    | 20,440,663   |
| Albany          | 6,654        | 3,316,826     | 2,733,676     | 583,150      |
| Allegany        | 1,481        | 753,573       | 614,222       | 139,351      |
| Broome          | 5,927        | 3,162,932     | 2,678,772     | 484,160      |
| Cattaraugus     | 2,393        | 1,222,976     | 1,015,395     | 207,581      |
| Cayuga          | 1,821        | 861,685       | 686,265       | 175,420      |
| Chautauqua      | 4,236        | 2,221,461     | 1,847,521     | 373,940      |
| Chemung         | 3,101        | 1,547,389     | 1,306,298     | 241,091      |
| Chenango        | 1,496        | 704,690       | 612,083       | 92,607       |
| Clinton         | 2,725        | 1,370,063     | 1,153,837     | 216,226      |
| Columbia        | 1,486        | 727,872       | 573,496       | 154,376      |
| Cortland        | 1,188        | 564,091       | 467,352       | 96,739       |
| Delaware        | 1,191        | 513,085       | 419,520       | 93,565       |
| Dutchess        | 4,608        | 2,313,951     | 1,755,935     | 558,016      |
| Erie            | 26,252       | 13,584,868    | 11,397,275    | 2,187,593    |
| Essex           | 961          | 459,508       | 349,106       | 110,402      |
| Franklin        | 1,636        | 776,565       | 630,326       | 146,239      |
| Fulton          | 1,804        | 867,086       | 690,860       | 176,226      |
| Genesee         | 1,029        | 464,937       | 371,942       | 92,995       |
| Greene          | 1,246        | 615,885       | 517,689       | 98,196       |
| Hamilton        | 75           | 26,683        | 22,359        | 4,324        |
| Herkimer        | 1,621        | 741,327       | 615,724       | 125,603      |
| Jefferson       | 2,890        | 1,395,476     | 1,178,527     | 216,949      |
| Lewis           | 654          | 297,544       | 248,798       | 48,746       |
| Livingston      | 1,020        | 544,654       | 461,737       | 82,917       |
| Madison         | 1,317        | 613,902       | 494,032       | 119,870      |
| Monroe          | 20,435       | 10,948,675    | 9,285,172     | 1,663,503    |
| Montgomery      | 1,549        | 736,281       | 595,173       | 141,108      |
| Nassau          | 17,242       | 8,287,189     | 6,730,936     | 1,556,253    |
| Niagara         | 5,291        | 2,622,463     | 2,175,272     | 447,191      |
| Oneida          | 7,501        | 3,820,497     | 3,239,833     | 580,664      |
| Onondaga        | 12,793       | 6,687,549     | 5,720,396     | 967,153      |
| Ontario         | 1,663        | 758,080       | 624,085       | 133,995      |
| Orange          | 6,128        | 3,017,504     | 2,494,070     | 523,434      |
| Orleans         | 954          | 444,826       | 375,732       | 69,094       |
| Oswego          | 3,161        | 1,601,276     | 1,386,491     | 214,785      |
| Otsego          | 1,318        | 603,206       | 472,890       | 130,316      |
| Putnam          | 805          | 383,203       | 281,503       | 101,700      |
| Rensselaer      | 3,449        | 1,733,883     | 1,417,374     | 316,509      |
| Rockland        | 4,547        | 2,298,484     | 1,713,047     | 585,437      |
| St. Lawrence    | 3,808        | 1,894,971     | 1,607,583     | 287,388      |
| Saratoga        | 2,626        | 1,297,040     | 1,071,614     | 225,426      |
| Schenectady     | 4,541        | 2,298,339     | 1,921,293     | 377,046      |
| Schoharie       | 701          | 327,342       | 252,876       | 74,466       |
| Schuyler        | 433          | 215,497       | 178,502       | 36,995       |
| Seneca          | 669          | 311,716       | 260,846       | 50,870       |
| Steuben         | 3,036        | 1,502,846     | 1,284,181     | 218,665      |
| Suffolk         | 20,652       | 10,310,311    | 8,211,730     | 2,098,581    |
| Sullivan        | 2,472        | 1,238,174     | 938,644       | 299,530      |
| Tioga           | 1,085        | 548,316       | 472,366       | 75,950       |
| Tompkins        | 1,627        | 798,626       | 649,444       | 149,182      |
| Ulster          | 3,987        | 1,925,091     | 1,569,584     | 355,507      |
| Warren          | 1,531        | 697,530       | 581,242       | 116,288      |
| Washington      | 1,538        | 687,209       | 563,512       | 123,697      |
| Wayne           | 1,962        | 947,983       | 798,284       | 149,699      |
| Westchester     | 16,161       | 8,023,198     | 6,575,344     | 1,447,854    |
| Wyoming         | 636          | 294,709       | 243,037       | 51,672       |
| Yates           | 511          | 238,814       | 194,391       | 44,423       |
| Mental Hygiene  | 8,395        | 3,305,431     | 2,228,822     | 1,076,609    |

\* Only NYS includes Mental Hygiene

Table 18  
 SUPPLEMENTAL SECURITY INCOME  
 SSI Recipients by Living Arrangement and Location  
 June 2007

| Living Arrangement             | New York State | New York City | Rest of State | Mental Hygiene |
|--------------------------------|----------------|---------------|---------------|----------------|
| Living Alone                   | 333,534        | 226,516       | 106,838       | 180            |
| Living With Others             | 226,566        | 138,500       | 87,858        | 208            |
| Living in Household of Another | 25,893         | 16,120        | 9,773         | 0              |
| Congregate Care Level I        | 4,094          | 412           | 42            | 3,640          |
| Congregate Care Level II       | 25,784         | 8,674         | 16,101        | 1,009          |
| Congregate Care Level III      | 12,821         | 6,408         | 6,409         | 4              |
| Title XIX Institution          | 20,468         | 10,511        | 6,243         | 3,714          |
| Total                          | 649,160        | 407,141       | 233,264       | 8,755          |

Table 19  
 SUPPLEMENTAL SECURITY INCOME  
 SSI Recipients by Living Arrangement and Category of Assistance  
 June 2007

| Living Arrangement             | Total   | Category of Assistance |       |          |
|--------------------------------|---------|------------------------|-------|----------|
|                                |         | Aged                   | Blind | Disabled |
| Living Alone                   | 333,534 | 101,085                | 1,518 | 230,931  |
| Living With Others             | 226,566 | 18,444                 | 991   | 207,131  |
| Living in Household of Another | 25,893  | 9,250                  | 124   | 16,519   |
| Congregate Care Level I        | 4,094   | 137                    | 20    | 3,937    |
| Congregate Care Level II       | 25,784  | 467                    | 156   | 25,161   |
| Congregate Care Level III      | 12,821  | 3,950                  | 45    | 8,826    |
| Title XIX Institution          | 20,468  | 3,061                  | 113   | 17,294   |
| Total                          | 649,160 | 136,394                | 2,967 | 509,799  |

Table 20  
CHILD SUPPORT COLLECTIONS (IV-D)  
June 2007

| Local District | Total         | Current Assistance | Former Assistance | Never Assistance |
|----------------|---------------|--------------------|-------------------|------------------|
| New York State | \$162,152,196 | \$7,433,739        | \$51,439,011      | \$103,279,446    |
| New York City  | 62,104,719    | 3,904,188          | 21,369,540        | 36,830,991       |
| Rest of State  | 100,047,477   | 3,529,551          | 30,069,471        | 66,448,455       |
| Albany         | 2,919,306     | 110,586            | 783,065           | 2,025,655        |
| Allegany       | 632,303       | 42,969             | 319,903           | 269,431          |
| Broome         | 1,808,661     | 90,112             | 636,588           | 1,081,961        |
| Cattaraugus    | 1,075,165     | 35,666             | 451,991           | 587,508          |
| Cayuga         | 1,006,611     | 25,699             | 321,654           | 659,258          |
| Chautauqua     | 1,636,988     | 81,132             | 861,533           | 694,323          |
| Chemung        | 1,009,239     | 52,049             | 381,877           | 575,313          |
| Chenango       | 546,763       | 13,085             | 171,300           | 362,378          |
| Clinton        | 875,769       | 30,650             | 303,862           | 541,257          |
| Columbia       | 585,550       | 17,446             | 170,234           | 397,870          |
| Cortland       | 520,431       | 19,873             | 197,624           | 302,934          |
| Delaware       | 471,410       | 17,102             | 147,993           | 306,315          |
| Dutchess       | 2,829,709     | 65,628             | 558,996           | 2,205,085        |
| Erie           | 7,104,202     | 334,237            | 3,301,346         | 3,468,619        |
| Essex          | 413,911       | 8,452              | 180,920           | 224,539          |
| Franklin       | 594,236       | 20,810             | 214,288           | 359,138          |
| Fulton         | 674,535       | 12,198             | 226,837           | 435,500          |
| Genesee        | 598,772       | 12,609             | 196,504           | 389,659          |
| Greene         | 500,785       | 17,448             | 172,078           | 311,259          |
| Hamilton       | 39,519        | 128                | 15,305            | 24,086           |
| Herkimer       | 712,780       | 25,005             | 252,500           | 435,275          |
| Jefferson      | 1,425,573     | 45,965             | 496,127           | 883,481          |
| Lewis          | 367,919       | 5,235              | 115,130           | 247,554          |
| Livingston     | 705,693       | 20,417             | 293,231           | 392,045          |
| Madison        | 599,453       | 14,846             | 165,871           | 418,736          |
| Monroe         | 6,580,636     | 327,937            | 2,624,301         | 3,628,398        |
| Montgomery     | 580,919       | 29,288             | 186,507           | 365,124          |
| Nassau         | 9,050,538     | 198,039            | 1,437,805         | 7,414,694        |
| Niagara        | 1,960,072     | 94,147             | 941,998           | 923,927          |
| Oneida         | 1,587,956     | 96,522             | 620,191           | 871,243          |
| Onondaga       | 4,648,094     | 174,928            | 1,872,683         | 2,600,483        |
| Ontario        | 1,077,167     | 43,187             | 287,802           | 746,178          |
| Orange         | 3,364,685     | 130,924            | 706,668           | 2,527,093        |
| Orleans        | 450,124       | 22,202             | 190,863           | 237,059          |
| Oswego         | 1,470,009     | 58,912             | 598,039           | 813,058          |
| Otsego         | 594,076       | 9,795              | 136,402           | 447,879          |
| Putnam         | 678,413       | 6,942              | 69,677            | 601,794          |
| Rensselaer     | 1,836,318     | 84,041             | 540,603           | 1,211,674        |
| Rockland       | 2,504,912     | 56,072             | 472,104           | 1,976,736        |
| St.Lawrence    | 1,242,218     | 49,842             | 499,263           | 693,113          |
| Saratoga       | 1,878,452     | 19,773             | 287,685           | 1,570,994        |
| Schenectady    | 1,645,235     | 39,861             | 388,161           | 1,217,213        |
| Schoharie      | 392,632       | 12,483             | 126,015           | 254,134          |
| Schuyler       | 202,962       | 4,269              | 73,433            | 125,260          |
| Seneca         | 412,344       | 10,829             | 123,182           | 278,333          |
| Steuben        | 1,032,926     | 40,684             | 433,657           | 558,585          |
| Suffolk        | 13,426,432    | 408,424            | 2,739,455         | 10,278,553       |
| Sullivan       | 738,684       | 37,100             | 272,777           | 428,807          |
| Tioga          | 519,313       | 20,369             | 187,189           | 311,755          |
| Tompkins       | 839,778       | 44,008             | 273,195           | 522,575          |
| Ulster         | 1,672,050     | 65,844             | 412,244           | 1,193,962        |
| Warren         | 908,389       | 20,154             | 254,603           | 633,632          |
| Washington     | 757,181       | 30,182             | 216,314           | 510,685          |
| Wayne          | 1,202,681     | 24,606             | 342,665           | 835,410          |
| Westchester    | 6,474,710     | 233,406            | 1,598,560         | 4,642,744        |
| Wyoming        | 419,371       | 12,053             | 140,838           | 266,480          |
| Yates          | 242,917       | 3,381              | 77,835            | 161,701          |

Note: Effective February 1999, collection amounts include collections made on behalf of other states.

Table 21  
**AGGREGATE CLAIMS**  
**ALL TEMPORARY ASSISTANCE**  
Family Assistance, Safety Net Assistance - FP, Safety Net Assistance - MOE, Safety Net Assistance Non-MOE  
June 2007

| Month          | New York State |                  |                         | New York City |                  |                         | Rest of State |                  |                         |
|----------------|----------------|------------------|-------------------------|---------------|------------------|-------------------------|---------------|------------------|-------------------------|
|                | Recipients     | Net Expenditures | Monthly Average Payment | Recipients    | Net Expenditures | Monthly Average Payment | Recipients    | Net Expenditures | Monthly Average Payment |
| July 2005      | 599,148        | \$174,059,263    | \$290.51                | 412,763       | \$126,912,151    | \$307.47                | 186,385       | \$47,147,112     | \$252.96                |
| August 2005    | 603,128        | \$165,003,284    | \$273.58                | 414,902       | \$116,218,090    | \$280.11                | 188,226       | \$48,785,194     | \$259.18                |
| September 2005 | 599,547        | \$174,248,782    | \$290.63                | 412,623       | \$128,350,932    | \$311.06                | 186,924       | \$45,897,850     | \$245.54                |
| October 2005   | 602,758        | \$180,933,435    | \$300.18                | 416,844       | \$132,816,503    | \$318.62                | 185,914       | \$48,116,932     | \$258.81                |
| November 2005  | 597,888        | \$173,010,192    | \$289.37                | 413,477       | \$126,340,718    | \$305.56                | 184,411       | \$46,669,474     | \$253.07                |
| December 2005  | 599,755        | \$210,014,742    | \$350.17                | 413,513       | \$157,907,281    | \$381.87                | 186,242       | \$52,107,461     | \$279.78                |
| January 2006   | 595,187        | \$181,496,369    | \$304.94                | 411,473       | \$132,786,218    | \$322.71                | 183,714       | \$48,710,151     | \$265.14                |
| February 2006  | 588,272        | \$182,042,915    | \$309.45                | 404,343       | \$131,891,105    | \$326.19                | 183,929       | \$50,151,810     | \$272.67                |
| March 2006     | 586,948        | \$183,554,300    | \$312.73                | 401,027       | \$130,724,658    | \$325.97                | 185,921       | \$52,829,642     | \$284.15                |
| April 2006     | 577,246        | \$177,792,909    | \$308.00                | 396,627       | \$131,144,015    | \$330.65                | 180,619       | \$46,648,894     | \$258.27                |
| May 2006       | 578,056        | \$179,909,242    | \$311.23                | 395,388       | \$128,878,296    | \$325.95                | 182,668       | \$51,030,946     | \$279.36                |
| June 2006      | 574,327        | \$194,759,542    | \$339.11                | 392,629       | \$145,771,433    | \$371.27                | 181,698       | \$48,988,109     | \$269.61                |
| July 2006      | 566,263        | \$158,252,438    | \$279.47                | 387,715       | \$113,744,475    | \$293.37                | 178,548       | \$44,507,963     | \$249.28                |
| August 2006    | 567,983        | \$181,948,273    | \$320.34                | 388,029       | \$135,339,060    | \$348.79                | 179,954       | \$46,609,213     | \$259.01                |
| September 2006 | 557,886        | \$180,890,671    | \$324.24                | 381,709       | \$135,719,176    | \$355.56                | 176,177       | \$45,171,495     | \$256.40                |
| October 2006   | 563,696        | \$170,103,037    | \$301.76                | 385,739       | \$122,292,585    | \$317.03                | 177,957       | \$47,810,452     | \$268.66                |
| November 2006  | 554,983        | \$169,049,810    | \$304.60                | 378,933       | \$123,767,815    | \$326.62                | 176,050       | \$45,281,995     | \$257.21                |
| December 2006  | 554,998        | \$194,161,876    | \$349.84                | 379,539       | \$145,047,487    | \$382.17                | 175,459       | \$49,114,389     | \$279.92                |
| January 2007   | 550,881        | \$168,702,893    | \$306.24                | 376,698       | \$123,769,082    | \$328.56                | 174,183       | \$44,933,811     | \$257.97                |
| February 2007  | 541,503        | \$173,410,521    | \$320.24                | 368,444       | \$128,134,510    | \$347.77                | 173,059       | \$45,276,011     | \$261.62                |
| March 2007     | 542,506        | \$186,197,377    | \$343.22                | 367,675       | \$137,616,471    | \$374.29                | 174,831       | \$48,580,906     | \$277.87                |
| April 2007     | 535,447        | \$168,452,294    | \$314.60                | 362,287       | \$119,997,798    | \$331.22                | 173,160       | \$48,454,496     | \$279.82                |
| May 2007       | 537,080        | \$175,942,579    | \$327.59                | 362,676       | \$130,281,332    | \$359.22                | 174,404       | \$45,661,247     | \$261.81                |
| June 2007      | 531,307        | \$172,181,696    | \$324.07                | 359,484       | \$127,738,192    | \$355.34                | 171,823       | \$44,443,504     | \$258.66                |

Footnote:

Data pursuant to a NYS Legislative mandate S. 6057-B/A. 9557-B, Chapter 57, L. 2004.

Based on local district claims submitted on claims Schedules A and C. Includes reimbursable expenditures for basic assistance, rent supplements, family shelters, domestic violence shelters, security deposits, transitional services, diversion transportation, diversion payments, and other non-assistance. These claims are net of cancellations and refunds, and include any reconciliations and supplemental claims applied to the month after initial expenditure reporting is done. Thus, these data differ from the expenditure data presented elsewhere in this document, which are derived from original payment issuance activity during the month, net of cancellations and refunds in that month.

District claiming activity for recent months is generally not complete before the statutorily required due date for this report. Thus, claims for recent months may appear substantially below those for earlier months. Claims tables in future months of this report will continue to include the historical periods above, adjusted for claiming activity occurring subsequent to this report.

Table 22  
**AGGREGATE CLAIMS**  
**FEDERALLY PARTICIPATING - TANF**  
**Family Assistance & Safety Net Assistance - FP**  
**June 2007**

| Month          | New York State |                  |                         | New York City |                  |                         | Rest of State |                  |                         |
|----------------|----------------|------------------|-------------------------|---------------|------------------|-------------------------|---------------|------------------|-------------------------|
|                | Recipients     | Net Expenditures | Monthly Average Payment | Recipients    | Net Expenditures | Monthly Average Payment | Recipients    | Net Expenditures | Monthly Average Payment |
| July 2005      | 310,460        | \$89,112,156     | \$287.03                | 193,014       | \$62,111,472     | \$321.80                | 117,446       | \$27,000,684     | \$229.90                |
| August 2005    | 314,453        | \$87,791,237     | \$279.19                | 196,230       | \$59,163,469     | \$301.50                | 118,223       | \$28,627,768     | \$242.15                |
| September 2005 | 313,779        | \$87,848,220     | \$279.97                | 195,550       | \$60,628,922     | \$310.04                | 118,229       | \$27,219,298     | \$230.23                |
| October 2005   | 315,413        | \$91,825,970     | \$291.13                | 198,107       | \$62,709,653     | \$316.54                | 117,306       | \$29,116,317     | \$248.21                |
| November 2005  | 311,630        | \$88,068,044     | \$282.60                | 195,611       | \$60,857,713     | \$311.12                | 116,019       | \$27,210,331     | \$234.53                |
| December 2005  | 311,509        | \$105,999,926    | \$340.28                | 194,431       | \$74,804,871     | \$384.74                | 117,078       | \$31,195,055     | \$266.45                |
| January 2006   | 307,526        | \$91,395,311     | \$297.20                | 192,688       | \$63,305,249     | \$328.54                | 114,838       | \$28,090,062     | \$244.61                |
| February 2006  | 300,536        | \$91,516,664     | \$304.51                | 186,243       | \$61,519,451     | \$330.32                | 114,293       | \$29,997,213     | \$262.46                |
| March 2006     | 300,021        | \$97,637,988     | \$325.44                | 185,079       | \$67,099,894     | \$362.55                | 114,942       | \$30,538,094     | \$265.68                |
| April 2006     | 294,360        | \$86,237,161     | \$292.96                | 182,478       | \$59,062,526     | \$323.67                | 111,882       | \$27,174,635     | \$242.89                |
| May 2006       | 294,572        | \$91,488,654     | \$310.58                | 182,211       | \$63,206,067     | \$346.88                | 112,361       | \$28,282,587     | \$251.71                |
| June 2006      | 291,798        | \$107,213,695    | \$367.42                | 179,862       | \$79,391,315     | \$441.40                | 111,936       | \$27,822,380     | \$248.56                |
| July 2006      | 288,187        | \$80,086,907     | \$277.90                | 178,278       | \$54,999,202     | \$308.50                | 109,909       | \$25,087,705     | \$228.26                |
| August 2006    | 289,528        | \$89,035,692     | \$307.52                | 179,082       | \$63,010,662     | \$351.85                | 110,446       | \$26,025,030     | \$235.64                |
| September 2006 | 285,690        | \$91,424,570     | \$320.01                | 177,053       | \$65,973,998     | \$372.62                | 108,637       | \$25,450,572     | \$234.27                |
| October 2006   | 274,834        | \$79,499,171     | \$289.26                | 171,498       | \$54,604,297     | \$318.40                | 103,336       | \$24,894,874     | \$240.91                |
| November 2006  | 269,226        | \$80,673,584     | \$299.65                | 167,607       | \$56,376,030     | \$336.36                | 101,619       | \$24,297,554     | \$239.10                |
| December 2006  | 268,538        | \$98,013,449     | \$364.99                | 167,722       | \$72,072,274     | \$429.71                | 100,816       | \$25,941,175     | \$257.31                |
| January 2007   | 265,473        | \$82,308,560     | \$310.04                | 165,871       | \$58,640,736     | \$353.53                | 99,602        | \$23,667,824     | \$237.62                |
| February 2007  | 259,315        | \$81,423,057     | \$313.99                | 161,310       | \$58,549,534     | \$362.96                | 98,005        | \$22,873,523     | \$233.39                |
| March 2007     | 258,435        | \$92,479,845     | \$357.85                | 160,711       | \$67,846,050     | \$422.16                | 97,724        | \$24,633,795     | \$252.08                |
| April 2007     | 254,774        | \$79,078,928     | \$310.39                | 158,034       | \$53,867,689     | \$340.86                | 96,740        | \$25,211,239     | \$260.61                |
| May 2007       | 254,819        | \$84,621,947     | \$332.09                | 157,655       | \$61,208,329     | \$388.24                | 97,164        | \$23,413,618     | \$240.97                |
| June 2007      | 251,518        | \$85,397,577     | \$339.53                | 156,112       | \$62,801,153     | \$402.28                | 95,406        | \$22,596,424     | \$236.84                |

**Footnote:**

Data pursuant to a NYS Legislative mandate S. 6057-B/A. 9557-B, Chapter 57, L. 2004.

Based on local district claims submitted on claims Schedules A and C. Includes reimbursable expenditures for basic assistance, rent supplements, family shelters, domestic violence shelters, security deposits, transitional services, diversion transportation, diversion payments, and other non-assistance. These claims are net of cancellations and refunds, and include any reconciliations and supplemental claims applied to the month after initial expenditure reporting is done. Thus, these data differ from the expenditure data presented elsewhere in this document, which are derived from original payment issuance activity during the month, net of cancellations and refunds in that month.

District claiming activity for recent months is generally not complete before the statutorily required due date for this report. Thus, claims for recent months may appear substantially below those for earlier months. Claims tables in future months of this report will continue to include the historical periods above, adjusted for claiming activity occurring subsequent to this report.

Table 23  
**AGGREGATE CLAIMS**  
**FEDERALLY NON - PARTICIPATING**  
**Safety Net Assistance - MOE**  
**June 2007**

| Month          | New York State |                  |                         | New York City |                  |                         | Rest of State |                  |                         |
|----------------|----------------|------------------|-------------------------|---------------|------------------|-------------------------|---------------|------------------|-------------------------|
|                | Recipients     | Net Expenditures | Monthly Average Payment | Recipients    | Net Expenditures | Monthly Average Payment | Recipients    | Net Expenditures | Monthly Average Payment |
| July 2005      | 145,430        | \$29,148,127     | \$200.43                | 112,071       | \$23,142,290     | \$206.50                | 33,359        | \$6,005,837      | \$180.04                |
| August 2005    | 143,289        | \$27,719,272     | \$193.45                | 109,521       | \$21,483,695     | \$196.16                | 33,768        | \$6,235,577      | \$184.66                |
| September 2005 | 141,610        | \$26,245,052     | \$185.33                | 108,091       | \$20,232,258     | \$187.18                | 33,519        | \$6,012,794      | \$179.38                |
| October 2005   | 141,345        | \$27,614,128     | \$195.37                | 108,048       | \$21,738,072     | \$201.19                | 33,297        | \$5,876,056      | \$176.47                |
| November 2005  | 139,789        | \$27,772,880     | \$198.68                | 106,653       | \$21,599,213     | \$202.52                | 33,136        | \$6,173,667      | \$186.31                |
| December 2005  | 140,432        | \$28,352,654     | \$201.90                | 106,940       | \$21,808,646     | \$203.93                | 33,492        | \$6,544,008      | \$195.39                |
| January 2006   | 139,119        | \$26,683,676     | \$191.80                | 105,931       | \$20,341,039     | \$192.02                | 33,188        | \$6,342,637      | \$191.11                |
| February 2006  | 139,814        | \$28,371,703     | \$202.92                | 106,430       | \$21,949,885     | \$206.24                | 33,384        | \$6,421,818      | \$192.36                |
| March 2006     | 137,366        | \$29,339,309     | \$213.58                | 104,063       | \$21,809,441     | \$209.58                | 33,303        | \$7,529,868      | \$226.10                |
| April 2006     | 133,686        | \$26,602,598     | \$198.99                | 100,818       | \$20,165,877     | \$200.02                | 32,868        | \$6,436,721      | \$195.84                |
| May 2006       | 132,251        | \$24,534,841     | \$185.52                | 99,312        | \$17,903,088     | \$180.27                | 32,939        | \$6,631,753      | \$201.33                |
| June 2006      | 132,002        | \$29,430,546     | \$222.96                | 98,996        | \$22,891,831     | \$231.24                | 33,006        | \$6,538,715      | \$198.11                |
| July 2006      | 129,652        | \$25,470,258     | \$196.45                | 96,999        | \$19,695,853     | \$203.05                | 32,653        | \$5,774,405      | \$176.84                |
| August 2006    | 127,964        | \$26,967,641     | \$210.74                | 95,370        | \$21,117,671     | \$221.43                | 32,594        | \$5,849,970      | \$179.48                |
| September 2006 | 125,323        | \$29,768,977     | \$237.54                | 92,926        | \$23,547,691     | \$253.40                | 32,397        | \$6,221,286      | \$192.03                |
| October 2006   | 120,309        | \$24,163,720     | \$200.85                | 89,452        | \$17,362,138     | \$194.09                | 30,857        | \$6,801,582      | \$220.42                |
| November 2006  | 119,352        | \$23,644,460     | \$198.11                | 88,604        | \$17,998,183     | \$203.13                | 30,748        | \$5,646,277      | \$183.63                |
| December 2006  | 118,788        | \$30,339,998     | \$255.41                | 88,187        | \$23,696,713     | \$268.71                | 30,601        | \$6,643,285      | \$217.09                |
| January 2007   | 117,639        | \$26,310,359     | \$223.65                | 87,253        | \$20,362,739     | \$233.38                | 30,386        | \$5,947,620      | \$195.74                |
| February 2007  | 116,263        | \$26,491,810     | \$227.86                | 85,901        | \$20,254,963     | \$235.79                | 30,362        | \$6,236,847      | \$205.42                |
| March 2007     | 114,985        | \$29,667,915     | \$258.02                | 84,700        | \$23,565,273     | \$278.22                | 30,285        | \$6,102,642      | \$201.51                |
| April 2007     | 113,830        | \$25,686,677     | \$225.66                | 83,642        | \$19,288,157     | \$230.60                | 30,188        | \$6,398,520      | \$211.96                |
| May 2007       | 113,701        | \$23,066,128     | \$202.87                | 83,585        | \$17,248,590     | \$206.36                | 30,116        | \$5,817,538      | \$193.17                |
| June 2007      | 114,796        | \$29,682,566     | \$258.57                | 84,862        | \$23,667,827     | \$278.90                | 29,934        | \$6,014,739      | \$200.93                |

Footnote:  
Data pursuant to a NYS Legislative mandate S. 6057-B/A. 9557-B, Chapter 57, L. 2004.  
Based on local district claims submitted on claims Schedules A and C. Includes reimbursable expenditures for basic assistance, rent supplements, family shelters, domestic violence shelters, security deposits, transitional services, diversion transportation, diversion payments, and other non-assistance. These claims are net of cancellations and refunds, and include any reconciliations and supplemental claims applied to the month after initial expenditure reporting is done. Thus, these data differ from the expenditure data presented elsewhere in this document, which are derived from original payment issuance activity during the month, net of cancellations and refunds in that month.  
District claiming activity for recent months is generally not complete before the statutorily required due date for this report. Thus, claims for recent months may appear substantially below those for earlier months. Claims tables in future months of this report will continue to include the historical periods above, adjusted for claiming activity occurring subsequent to this report.



Table 24  
**AGGREGATE CLAIMS**  
**FEDERALLY NON - PARTICIPATING**  
**Safety Net Assistance - Non-MOE**  
**June 2007**

| Month          | New York State |                  |                         | New York City |                  |                         | Rest of State |                  |                         |
|----------------|----------------|------------------|-------------------------|---------------|------------------|-------------------------|---------------|------------------|-------------------------|
|                | Recipients     | Net Expenditures | Monthly Average Payment | Recipients    | Net Expenditures | Monthly Average Payment | Recipients    | Net Expenditures | Monthly Average Payment |
| July 2005      | 143,258        | \$55,798,980     | \$389.50                | 107,678       | \$41,658,389     | \$386.88                | 35,580        | \$14,140,591     | \$397.43                |
| August 2005    | 145,386        | \$49,492,775     | \$340.42                | 109,151       | \$35,570,926     | \$325.89                | 36,235        | \$13,921,849     | \$384.21                |
| September 2005 | 144,158        | \$60,155,510     | \$417.29                | 108,982       | \$47,489,752     | \$435.76                | 35,176        | \$12,665,758     | \$360.07                |
| October 2005   | 146,000        | \$61,493,337     | \$421.19                | 110,689       | \$48,368,778     | \$436.98                | 35,311        | \$13,124,559     | \$371.68                |
| November 2005  | 146,469        | \$57,169,268     | \$390.32                | 111,213       | \$43,883,792     | \$394.59                | 35,256        | \$13,285,476     | \$376.83                |
| December 2005  | 147,814        | \$75,662,162     | \$511.87                | 112,142       | \$61,293,764     | \$546.57                | 35,672        | \$14,368,398     | \$402.79                |
| January 2006   | 148,542        | \$63,417,382     | \$426.93                | 112,854       | \$49,139,930     | \$435.43                | 35,688        | \$14,277,452     | \$400.06                |
| February 2006  | 147,922        | \$62,154,548     | \$420.18                | 111,670       | \$48,421,769     | \$433.61                | 36,252        | \$13,732,779     | \$378.81                |
| March 2006     | 149,561        | \$56,577,003     | \$378.29                | 111,885       | \$41,815,323     | \$373.73                | 37,676        | \$14,761,680     | \$391.81                |
| April 2006     | 149,200        | \$64,953,150     | \$435.34                | 113,331       | \$51,915,612     | \$458.09                | 35,869        | \$13,037,538     | \$363.48                |
| May 2006       | 151,233        | \$63,885,747     | \$422.43                | 113,865       | \$47,769,141     | \$419.52                | 37,368        | \$16,116,606     | \$431.29                |
| June 2006      | 150,527        | \$58,115,301     | \$386.08                | 113,771       | \$43,488,287     | \$382.24                | 36,756        | \$14,627,014     | \$397.95                |
| July 2006      | 148,424        | \$52,695,273     | \$355.03                | 112,438       | \$39,049,420     | \$347.30                | 35,986        | \$13,645,853     | \$379.20                |
| August 2006    | 150,491        | \$65,944,940     | \$438.20                | 113,577       | \$51,210,727     | \$450.89                | 36,914        | \$14,734,213     | \$399.15                |
| September 2006 | 146,873        | \$59,697,124     | \$406.45                | 111,730       | \$46,197,487     | \$413.47                | 35,143        | \$13,499,637     | \$384.13                |
| October 2006   | 168,553        | \$66,440,146     | \$394.18                | 124,789       | \$50,326,150     | \$403.29                | 43,764        | \$16,113,996     | \$368.20                |
| November 2006  | 166,405        | \$64,731,766     | \$389.00                | 122,722       | \$49,393,602     | \$402.48                | 43,683        | \$15,338,164     | \$351.12                |
| December 2006  | 167,672        | \$65,808,429     | \$392.48                | 123,630       | \$49,278,500     | \$398.60                | 44,042        | \$16,529,929     | \$375.32                |
| January 2007   | 167,769        | \$60,083,974     | \$358.14                | 123,574       | \$44,765,607     | \$362.26                | 44,195        | \$15,318,367     | \$346.61                |
| February 2007  | 165,925        | \$65,495,654     | \$394.73                | 121,233       | \$49,330,013     | \$406.90                | 44,692        | \$16,165,641     | \$361.71                |
| March 2007     | 169,086        | \$64,049,617     | \$378.80                | 122,264       | \$46,205,148     | \$377.91                | 46,822        | \$17,844,469     | \$381.11                |
| April 2007     | 166,843        | \$63,686,689     | \$381.72                | 120,611       | \$46,841,952     | \$388.37                | 46,232        | \$16,844,737     | \$364.35                |
| May 2007       | 168,560        | \$68,254,504     | \$404.93                | 121,436       | \$51,824,413     | \$426.76                | 47,124        | \$16,430,091     | \$348.66                |
| June 2007      | 164,993        | \$57,101,553     | \$346.08                | 118,510       | \$41,269,212     | \$348.23                | 46,483        | \$15,832,341     | \$340.60                |

Footnote:  
Data pursuant to a NYS Legislative mandate S. 6057-B/A. 9557-B, Chapter 57, L. 2004.  
Based on local district claims submitted on claims Schedules A and C. Includes reimbursable expenditures for basic assistance, rent supplements, family shelters, domestic violence shelters, security deposits, transitional services, diversion transportation, diversion payments, and other non-assistance. These claims are net of cancellations and refunds, and include any reconciliations and supplemental claims applied to the month after initial expenditure reporting is done. Thus, these data differ from the expenditure data presented elsewhere in this document, which are derived from original payment issuance activity during the month, net of cancellations and refunds in that month.  
District claiming activity for recent months is generally not complete before the statutorily required due date for this report. Thus, claims for recent months may appear substantially below those for earlier months. Claims tables in future months of this report will continue to include the historical periods above, adjusted for claiming activity occurring subsequent to this report.

Table 25  
HOME ENERGY ASSISTANCE PROGRAM\*  
Number and Dollar Amount of Benefits Authorized and Administrative Allocations - FFY to Date  
June 2007

| Local District | Benefits Authorized |               | Administrative Allocations |
|----------------|---------------------|---------------|----------------------------|
|                | Number              | Dollar Amount |                            |
| New York State | 1,038,054           | \$231,934,825 | \$18,222,248               |
| New York City  | 465,409             | 32,244,223    | 4,337,175                  |
| Rest of State  | 572,645             | 199,690,602   | 13,885,073                 |
| Albany         | 14,845              | 5,474,015     | 353,899                    |
| Allegany       | 4,961               | 1,762,101     | 127,257                    |
| Broome         | 13,556              | 4,643,237     | 338,543                    |
| Cattaraugus    | 8,510               | 2,998,038     | 217,287                    |
| Cayuga         | 7,076               | 2,726,358     | 182,230                    |
| Chautauqua     | 16,866              | 5,658,623     | 426,101                    |
| Chemung        | 7,975               | 2,770,760     | 185,590                    |
| Chenango       | 4,643               | 1,873,062     | 115,700                    |
| Clinton        | 8,530               | 3,407,244     | 219,825                    |
| Columbia       | 2,729               | 1,085,043     | 66,143                     |
| Cortland       | 4,703               | 1,664,340     | 119,661                    |
| Delaware       | 3,846               | 1,539,696     | 98,303                     |
| Dutchess       | 6,213               | 2,173,037     | 143,639                    |
| Erie           | 108,683             | 33,899,117    | 2,605,037                  |
| Essex          | 2,828               | 1,161,864     | 77,091                     |
| Franklin       | 5,255               | 2,308,432     | 142,746                    |
| Fulton         | 6,287               | 2,541,200     | 181,104                    |
| Genesee        | 4,100               | 1,383,907     | 97,960                     |
| Greene         | 3,816               | 1,485,325     | 97,346                     |
| Hamilton       | 304                 | 126,321       | 9,551                      |
| Herkimer       | 5,887               | 2,208,208     | 149,706                    |
| Jefferson      | 8,241               | 3,295,188     | 217,798                    |
| Lewis          | 2,580               | 1,059,267     | 63,854                     |
| Livingston     | 3,997               | 1,492,755     | 95,883                     |
| Madison        | 5,044               | 2,006,926     | 133,106                    |
| Monroe         | 43,958              | 15,425,354    | 953,587                    |
| Montgomery     | 5,987               | 2,473,345     | 158,456                    |
| Nassau         | 9,461               | 2,252,295     | 170,594                    |
| Niagara        | 18,643              | 5,924,707     | 475,020                    |
| Oneida         | 23,813              | 9,121,984     | 628,065                    |
| Onondaga       | 31,824              | 11,548,836    | 773,952                    |
| Ontario        | 4,761               | 1,669,752     | 109,642                    |
| Orange         | 10,676              | 3,877,974     | 231,440                    |
| Orleans        | 3,777               | 1,393,444     | 96,198                     |
| Oswego         | 9,542               | 3,783,443     | 249,803                    |
| Otsego         | 4,678               | 1,920,931     | 126,810                    |
| Putnam         | 894                 | 300,333       | 20,126                     |
| Rensselaer     | 8,919               | 3,414,244     | 239,534                    |
| Rockland       | 6,246               | 2,119,775     | 141,916                    |
| St. Lawrence   | 12,263              | 4,655,856     | 308,975                    |
| Saratoga       | 9,892               | 3,786,514     | 240,094                    |
| Schenectady    | 9,075               | 3,464,524     | 234,088                    |
| Schoharie      | 2,690               | 1,080,471     | 69,262                     |
| Schuyler       | 1,977               | 802,037       | 54,038                     |
| Seneca         | 1,965               | 754,926       | 52,311                     |
| Steuben        | 10,858              | 3,878,601     | 305,689                    |
| Suffolk        | 25,582              | 7,336,306     | 521,408                    |
| Sullivan       | 6,004               | 2,416,455     | 164,500                    |
| Tioga          | 4,959               | 1,970,985     | 133,989                    |
| Tompkins       | 3,990               | 1,511,399     | 97,598                     |
| Ulster         | 9,177               | 3,450,385     | 243,740                    |
| Warren         | 4,709               | 1,847,585     | 128,763                    |
| Washington     | 4,853               | 1,949,813     | 123,161                    |
| Wayne          | 5,061               | 1,986,983     | 122,167                    |
| Westchester    | 10,419              | 1,252,965     | 127,502                    |
| Wyoming        | 2,474               | 832,782       | 67,390                     |
| Yates          | 2,043               | 741,534       | 49,895                     |

\* Please Note: This data table contains only benefits authorized in the NYS WMS Payment System for FFY-2007.

The 2007 HEAP Federal Fiscal Year is October 1, 2006 thru September 30, 2007.

Table 26  
HOME ENERGY ASSISTANCE PROGRAM - NON EMERGENCY\*  
Number, Total Dollar Amount and Average Dollar Amount of Benefits Authorized - Federal Fiscal Year to Date  
June 2007

| Local District | Autopay             |                          |                       | Regular Non-Autopay |                          |                       |
|----------------|---------------------|--------------------------|-----------------------|---------------------|--------------------------|-----------------------|
|                | Benefits Authorized | Dollar Amount Authorized | Average Dollar Amount | Benefits Authorized | Dollar Amount Authorized | Average Dollar Amount |
| New York State | 561,348             | \$83,625,509             | \$149                 | 308,612             | \$81,926,394             | \$265                 |
| New York City  | 349,434             | 17,640,165               | 50                    | 109,082             | 12,282,871               | 113                   |
| Rest of State  | 211,914             | 65,985,344               | 311                   | 199,530             | 69,643,523               | 349                   |
| Albany         | 6,390               | 2,050,295                | 321                   | 4,831               | 1,652,325                | 342                   |
| Allegany       | 1,630               | 602,965                  | 370                   | 2,163               | 762,430                  | 352                   |
| Broome         | 5,789               | 1,613,290                | 279                   | 4,909               | 1,672,264                | 341                   |
| Cattaraugus    | 2,411               | 855,940                  | 355                   | 3,576               | 1,251,750                | 350                   |
| Cayuga         | 2,167               | 774,775                  | 358                   | 2,814               | 987,725                  | 351                   |
| Chautauqua     | 5,609               | 1,921,237                | 343                   | 6,510               | 2,226,840                | 342                   |
| Chemung        | 3,133               | 894,825                  | 286                   | 2,997               | 1,007,400                | 336                   |
| Chenango       | 1,225               | 440,605                  | 360                   | 2,182               | 800,055                  | 367                   |
| Clinton        | 2,607               | 944,335                  | 362                   | 3,145               | 1,109,955                | 353                   |
| Columbia       | 867                 | 320,695                  | 370                   | 1,334               | 489,825                  | 367                   |
| Cortland       | 1,405               | 463,465                  | 330                   | 1,857               | 647,430                  | 349                   |
| Delaware       | 978                 | 357,110                  | 365                   | 1,878               | 700,795                  | 373                   |
| Dutchess       | 2,636               | 703,614                  | 267                   | 2,087               | 733,718                  | 352                   |
| Erie           | 33,693              | 11,829,641               | 351                   | 34,796              | 11,904,955               | 342                   |
| Essex          | 605                 | 228,050                  | 377                   | 1,551               | 575,820                  | 371                   |
| Franklin       | 1,304               | 492,360                  | 378                   | 2,149               | 791,595                  | 368                   |
| Fulton         | 1,674               | 634,075                  | 379                   | 2,640               | 960,705                  | 364                   |
| Genesee        | 1,401               | 474,275                  | 339                   | 1,581               | 539,170                  | 341                   |
| Greene         | 1,217               | 373,285                  | 307                   | 1,487               | 543,986                  | 366                   |
| Hamilton       | 57                  | 24,255                   | 426                   | 205                 | 78,675                   | 384                   |
| Herkimer       | 2,000               | 651,365                  | 326                   | 2,596               | 907,885                  | 350                   |
| Jefferson      | 2,592               | 983,750                  | 380                   | 3,344               | 1,191,610                | 356                   |
| Lewis          | 716                 | 276,200                  | 386                   | 1,176               | 440,360                  | 374                   |
| Livingston     | 1,413               | 500,840                  | 354                   | 1,524               | 543,360                  | 357                   |
| Madison        | 1,191               | 450,895                  | 379                   | 2,391               | 857,880                  | 359                   |
| Monroe         | 26,852              | 8,436,816                | 314                   | 7,963               | 2,712,130                | 341                   |
| Montgomery     | 1,733               | 678,425                  | 391                   | 2,288               | 819,010                  | 358                   |
| Nassau         | 5,487               | 857,195                  | 156                   | 2,883               | 1,060,600                | 368                   |
| Niagara        | 6,174               | 1,926,643                | 312                   | 7,026               | 2,297,466                | 327                   |
| Oneida         | 7,789               | 2,670,310                | 343                   | 9,216               | 3,204,580                | 348                   |
| Onondaga       | 12,619              | 4,115,070                | 326                   | 11,345              | 3,808,660                | 336                   |
| Ontario        | 1,766               | 551,540                  | 312                   | 1,940               | 666,720                  | 344                   |
| Orange         | 5,043               | 1,457,355                | 289                   | 2,734               | 980,875                  | 359                   |
| Orleans        | 1,177               | 440,140                  | 374                   | 1,472               | 516,445                  | 351                   |
| Oswego         | 3,225               | 1,238,458                | 384                   | 3,922               | 1,425,945                | 364                   |
| Otsego         | 1,047               | 381,130                  | 364                   | 2,102               | 782,466                  | 372                   |
| Putnam         | 320                 | 81,280                   | 254                   | 438                 | 156,825                  | 358                   |
| Rensselaer     | 2,817               | 928,610                  | 330                   | 3,547               | 1,283,125                | 362                   |
| Rockland       | 3,326               | 903,865                  | 272                   | 1,283               | 421,220                  | 328                   |
| St.Lawrence    | 3,222               | 1,151,330                | 357                   | 4,866               | 1,721,675                | 354                   |
| Saratoga       | 2,920               | 991,159                  | 339                   | 4,032               | 1,396,780                | 346                   |
| Schenectady    | 3,683               | 1,297,085                | 352                   | 2,995               | 1,039,025                | 347                   |
| Schoharie      | 718                 | 257,110                  | 358                   | 1,151               | 414,795                  | 360                   |
| Schuyler       | 507                 | 168,705                  | 333                   | 810                 | 293,355                  | 362                   |
| Seneca         | 599                 | 225,255                  | 376                   | 931                 | 327,540                  | 352                   |
| Steuben        | 2,597               | 946,977                  | 365                   | 4,515               | 1,559,282                | 345                   |
| Suffolk        | 12,155              | 2,506,065                | 206                   | 7,308               | 2,639,170                | 361                   |
| Sullivan       | 1,549               | 459,230                  | 296                   | 2,079               | 770,205                  | 370                   |
| Tioga          | 1,434               | 494,435                  | 345                   | 1,969               | 708,825                  | 360                   |
| Tompkins       | 1,441               | 499,415                  | 347                   | 1,537               | 551,411                  | 359                   |
| Ulster         | 2,358               | 632,174                  | 268                   | 3,574               | 1,285,705                | 360                   |
| Warren         | 1,345               | 474,790                  | 353                   | 2,053               | 726,470                  | 354                   |
| Washington     | 1,341               | 505,360                  | 377                   | 2,120               | 768,900                  | 363                   |
| Wayne          | 2,006               | 750,400                  | 374                   | 2,011               | 720,895                  | 358                   |
| Westchester    | 8,616               | 656,095                  | 76                    | 1,626               | 510,860                  | 314                   |
| Wyoming        | 654                 | 221,915                  | 339                   | 1,290               | 430,575                  | 334                   |
| Yates          | 684                 | 218,865                  | 320                   | 781                 | 263,475                  | 337                   |

\* Please note: This data table contains only benefits authorized in the NYS WMS Payment System for FFY-2007.  
The 2007 HEAP Federal Fiscal Year is October 1, 2006 thru September 30, 2007.

Table 27  
HOME ENERGY ASSISTANCE PROGRAM - EMERGENCY\*  
Number, Total Dollar Amount and Average Dollar Amount of Benefits Authorized - Federal Fiscal Year to Date  
June 2007

| Local District | Regular Emergency   |                          |                       | Furnace Replacement |                          |                       | Furnace Repair & Repair/Replacement Estimates |                          |                       |
|----------------|---------------------|--------------------------|-----------------------|---------------------|--------------------------|-----------------------|---|--------------------------|-----------------------|
|                | Benefits Authorized | Dollar Amount Authorized | Average Dollar Amount | Benefits Authorized | Dollar Amount Authorized | Average Dollar Amount | Benefits Authorized                           | Dollar Amount Authorized | Average Dollar Amount |
| New York State | 165,018             | \$61,168,668             | \$371                 | 1,936               | \$4,752,170              | \$2,455               | 1,140   | \$462,084                | \$405                 |
| New York City* | 6,778               | 1,834,940                | 271                   | 112                 | 482,024                  | 4,304                 | 3   | 4,223                    | 1,408                 |
| Rest of State  | 158,240             | 59,333,728               | 375                   | 1,824               | 4,270,146                | 2,341                 | 1,137   | 457,861                  | 403                   |
| Albany         | 3,563               | 1,648,559                | 463                   | 33                  | 108,684                  | 3,293                 | 28  | 14,152                   | 505                   |
| Allegany       | 1,153               | 376,326                  | 326                   | 8                   | 17,012                   | 2,127                 | 7   | 3,368                    | 481                   |
| Broome         | 2,786               | 1,264,807                | 454                   | 32                  | 86,819                   | 2,713                 | 40  | 6,057                    | 151                   |
| Cattaraugus    | 2,461               | 786,431                  | 320                   | 39                  | 96,980                   | 2,487                 | 23  | 6,937                    | 302                   |
| Cayuga         | 2,026               | 908,727                  | 449                   | 17                  | 39,187                   | 2,305                 | 52  | 15,944                   | 307                   |
| Chautauqua     | 4,675               | 1,395,582                | 299                   | 52                  | 109,989                  | 2,115                 | 20  | 4,975                    | 249                   |
| Chemung        | 1,803               | 802,495                  | 445                   | 24                  | 59,885                   | 2,495                 | 18  | 6,155                    | 342                   |
| Chenango       | 1,206               | 555,730                  | 461                   | 27                  | 76,189                   | 2,822                 | 3   | 483                      | 161                   |
| Clinton        | 2,680               | 1,225,245                | 457                   | 39                  | 100,647                  | 2,581                 | 59  | 27,062                   | 459                   |
| Columbia       | 516                 | 241,875                  | 469                   | 11                  | 31,708                   | 2,883                 | 1   | 940                      | 940                   |
| Cortland       | 1,400               | 512,208                  | 366                   | 12                  | 32,852                   | 2,738                 | 29  | 8,385                    | 289                   |
| Delaware       | 962                 | 450,092                  | 468                   | 14                  | 26,087                   | 1,863                 | 14  | 5,612                    | 401                   |
| Dutchess       | 1,453               | 638,671                  | 440                   | 30                  | 92,214                   | 3,074                 | 7   | 4,820                    | 689                   |
| Erie           | 39,818              | 9,497,532                | 239                   | 323                 | 648,002                  | 2,006                 | 53  | 18,987                   | 358                   |
| Essex          | 642                 | 301,265                  | 469                   | 20                  | 52,324                   | 2,616                 | 10  | 4,405                    | 441                   |
| Franklin       | 1,699               | 823,225                  | 485                   | 59                  | 159,289                  | 2,700                 | 44  | 41,963                   | 954                   |
| Fulton         | 1,921               | 875,925                  | 456                   | 34                  | 65,893                   | 1,938                 | 18  | 4,602                    | 256                   |
| Genesee        | 1,104               | 340,187                  | 308                   | 13                  | 29,987                   | 2,307                 | 1   | 288                      | 288                   |
| Greene         | 1,079               | 510,449                  | 473                   | 16                  | 51,519                   | 3,220                 | 17  | 6,086                    | 358                   |
| Hamilton       | 40                  | 17,660                   | 442                   | 2                   | 5,731                    | 2,866                 | 0   | 0                        | 0                     |
| Herkimer       | 1,244               | 542,346                  | 436                   | 40                  | 103,049                  | 2,576                 | 7   | 3,563                    | 509                   |
| Jefferson      | 2,277               | 1,063,844                | 467                   | 21                  | 52,506                   | 2,500                 | 7   | 3,478                    | 497                   |
| Lewis          | 680                 | 320,085                  | 471                   | 7                   | 22,393                   | 3,199                 | 1   | 229                      | 229                   |
| Livingston     | 1,037               | 420,150                  | 405                   | 15                  | 26,477                   | 1,765                 | 8   | 1,928                    | 241                   |
| Madison        | 1,416               | 653,771                  | 462                   | 21                  | 35,133                   | 1,673                 | 25  | 9,247                    | 370                   |
| Monroe         | 8,998               | 4,016,422                | 446                   | 111                 | 244,540                  | 2,203                 | 34  | 15,446                   | 454                   |
| Montgomery     | 1,910               | 883,685                  | 463                   | 41                  | 91,086                   | 2,222                 | 15  | 1,139                    | 76                    |
| Nassau         | 1,083               | 316,269                  | 292                   | 5                   | 17,550                   | 3,510                 | 3   | 681                      | 227                   |
| Niagara        | 5,320               | 1,564,987                | 294                   | 64                  | 117,887                  | 1,842                 | 59  | 17,724                   | 300                   |
| Oneida         | 6,717               | 3,060,620                | 456                   | 73                  | 179,705                  | 2,462                 | 18  | 6,769                    | 376                   |
| Onondaga       | 7,739               | 3,496,611                | 452                   | 42                  | 101,385                  | 2,414                 | 79  | 27,110                   | 343                   |
| Ontario        | 1,032               | 415,270                  | 402                   | 15                  | 32,226                   | 2,148                 | 8   | 3,996                    | 500                   |
| Orange         | 2,867               | 1,361,770                | 475                   | 26                  | 70,760                   | 2,722                 | 6   | 7,214                    | 1,202                 |
| Orleans        | 1,093               | 372,024                  | 340                   | 23                  | 54,497                   | 2,369                 | 12  | 10,338                   | 862                   |
| Oswego         | 2,347               | 1,071,843                | 457                   | 20                  | 35,428                   | 1,771                 | 28  | 11,769                   | 420                   |
| Otsego         | 1,500               | 699,231                  | 466                   | 24                  | 57,208                   | 2,384                 | 5   | 896                      | 179                   |
| Putnam         | 134                 | 61,635                   | 460                   | 0                   | 0                        | 0                     | 2   | 593                      | 297                   |
| Rensselaer     | 2,537               | 1,166,070                | 460                   | 10                  | 26,396                   | 2,640                 | 8   | 10,043                   | 1,255                 |
| Rockland       | 1,637               | 794,690                  | 485                   | 0                   | 0                        | 0                     | 0   | 0                        | 0                     |
| St.Lawrence    | 3,990               | 1,619,561                | 406                   | 61                  | 130,646                  | 2,142                 | 124   | 32,644                   | 263                   |
| Saratoga       | 2,831               | 1,227,245                | 434                   | 76                  | 162,176                  | 2,134                 | 33  | 9,154                    | 277                   |
| Schenectady    | 2,370               | 1,075,505                | 454                   | 21                  | 51,706                   | 2,462                 | 6   | 1,203                    | 201                   |
| Schoharie      | 805                 | 372,300                  | 462                   | 12                  | 33,574                   | 2,798                 | 4   | 2,692                    | 673                   |
| Schuyler       | 637                 | 293,310                  | 460                   | 20                  | 45,930                   | 2,297                 | 3   | 737                      | 246                   |
| Seneca         | 426                 | 183,930                  | 432                   | 7                   | 17,323                   | 2,475                 | 2   | 878                      | 439                   |
| Steuben        | 3,659               | 1,254,454                | 343                   | 42                  | 93,321                   | 2,222                 | 45  | 24,567                   | 546                   |
| Suffolk        | 6,041               | 2,106,688                | 349                   | 22                  | 62,306                   | 2,832                 | 56  | 22,077                   | 394                   |
| Sullivan       | 2,325               | 1,102,098                | 474                   | 32                  | 74,013                   | 2,313                 | 19  | 10,909                   | 574                   |
| Tioga          | 1,508               | 677,584                  | 449                   | 28                  | 79,601                   | 2,843                 | 20  | 10,540                   | 527                   |
| Tompkins       | 983                 | 414,061                  | 421                   | 18                  | 44,264                   | 2,459                 | 11  | 2,248                    | 204                   |
| Ulster         | 3,191               | 1,397,905                | 438                   | 40                  | 122,196                  | 3,055                 | 14  | 12,405                   | 886                   |
| Warren         | 1,286               | 597,055                  | 464                   | 18                  | 46,907                   | 2,606                 | 7   | 2,363                    | 338                   |
| Washington     | 1,368               | 624,883                  | 457                   | 18                  | 47,435                   | 2,635                 | 6   | 3,235                    | 539                   |
| Wayne          | 1,013               | 458,675                  | 453                   | 26                  | 54,765                   | 2,106                 | 5   | 2,248                    | 450                   |
| Westchester    | 176                 | 80,060                   | 455                   | 1                   | 5,950                    | 5,950                 | 0   | 0                        | 0                     |
| Wyoming        | 517                 | 160,295                  | 310                   | 8                   | 18,309                   | 2,289                 | 5   | 1,688                    | 338                   |
| Yates          | 559                 | 233,805                  | 418                   | 11                  | 20,500                   | 1,864                 | 8   | 4,889                    | 611                   |

\* Please note: This data table contains only benefits authorized in the NYS WMS Payment System for FFY-2007. The 2007 HEAP Federal Fiscal Year is October 1, 2006 thru September 30, 2007.

Table 28  
 ALL FAMILIES FEDERAL WORK PARTICIPATION RATES  
 TANF, Safety Net Assistance - MOE and Combined TANF and Safety Net Assistance MOE  
 June 2007

| Local District  | Combined TANF & SNA-MOE |           |             | TANF  |           |             | Safety Net Assistance-MOE |           |             |
|-----------------|-------------------------|-----------|-------------|-------|-----------|-------------|---------------------------|-----------|-------------|
|                 | Rate                    | Numerator | Denominator | Rate  | Numerator | Denominator | Rate                      | Numerator | Denominator |
| New York State* | 33.2%                   | 31,363    | 93,955      | 27.9% | 17,117    | 60,826      | 43.2%                     | 14,246    | 33,129      |
| New York City*  | 37.6%                   | 23,674    | 62,659      | 30.8% | 11,632    | 37,446      | 48.2%                     | 12,042    | 25,214      |
| Rest of State   | 31.9%                   | 7,609     | 23,822      | 31.5% | 5,298     | 16,804      | 32.9%                     | 2,311     | 7,018       |
| Albany          | 29.5%                   | 254       | 860         | 30.4% | 190       | 626         | 27.4%                     | 64        | 234         |
| Allegany        | 34.2%                   | 40        | 117         | 33.7% | 33        | 98          | 36.8%                     | 7         | 19          |
| Broome          | 30.6%                   | 190       | 621         | 31.6% | 137       | 433         | 28.2%                     | 53        | 188         |
| Cattaraugus     | 42.0%                   | 42        | 100         | 40.0% | 32        | 80          | 50.0%                     | 10        | 20          |
| Cayuga          | 30.5%                   | 39        | 128         | 30.4% | 35        | 115         | 30.8%                     | 4         | 13          |
| Chautauqua      | 29.4%                   | 187       | 635         | 30.9% | 142       | 459         | 25.6%                     | 45        | 176         |
| Chemung         | 24.7%                   | 106       | 429         | 25.1% | 85        | 339         | 23.3%                     | 21        | 90          |
| Chenango        | 40.0%                   | 10        | 25          | 37.5% | 9         | 24          | 100.0%                    | 1         | 1           |
| Clinton         | 19.3%                   | 41        | 212         | 20.5% | 39        | 190         | 9.1%                      | 2         | 22          |
| Columbia        | 26.0%                   | 19        | 73          | 26.6% | 17        | 64          | 22.2%                     | 2         | 9           |
| Cortland        | 40.1%                   | 63        | 157         | 38.6% | 49        | 127         | 46.7%                     | 14        | 30          |
| Delaware        | 30.8%                   | 4         | 13          | 30.8% | 4         | 13          | N/A                       | 0         | 0           |
| Dutchess        | 25.0%                   | 64        | 256         | 22.5% | 47        | 209         | 36.2%                     | 17        | 47          |
| Erie            | 35.8%                   | 1325      | 3701        | 35.4% | 856       | 2419        | 36.6%                     | 469       | 1282        |
| Essex           | 41.9%                   | 18        | 43          | 44.7% | 17        | 38          | 20.0%                     | 1         | 5           |
| Franklin        | 51.7%                   | 45        | 87          | 52.9% | 37        | 70          | 47.1%                     | 8         | 17          |
| Fulton          | 25.0%                   | 9         | 36          | 25.0% | 9         | 36          | N/A                       | 0         | 0           |
| Genesee         | 31.0%                   | 26        | 84          | 29.3% | 22        | 75          | 44.4%                     | 4         | 9           |
| Greene          | 34.8%                   | 31        | 89          | 36.5% | 27        | 74          | 26.7%                     | 4         | 15          |
| Hamilton        | 25.0%                   | 1         | 4           | 25.0% | 1         | 4           | N/A                       | 0         | 0           |
| Herkimer        | 20.0%                   | 16        | 80          | 19.2% | 14        | 73          | 28.6%                     | 2         | 7           |
| Jefferson       | 35.3%                   | 24        | 68          | 39.6% | 21        | 53          | 20.0%                     | 3         | 15          |
| Lewis           | 33.3%                   | 6         | 18          | 33.3% | 6         | 18          | N/A                       | 0         | 0           |
| Livingston      | 8.1%                    | 6         | 74          | 8.6%  | 5         | 58          | 6.3%                      | 1         | 16          |
| Madison         | 42.2%                   | 19        | 45          | 40.5% | 17        | 42          | 66.7%                     | 2         | 3           |
| Monroe          | 23.2%                   | 1070      | 4604        | 22.8% | 655       | 2876        | 24.0%                     | 415       | 1728        |
| Montgomery      | 20.5%                   | 18        | 88          | 18.3% | 15        | 82          | 50.0%                     | 3         | 6           |
| Nassau          | 28.1%                   | 378       | 1347        | 28.0% | 270       | 963         | 28.1%                     | 108       | 384         |
| Niagara         | 34.8%                   | 224       | 644         | 34.2% | 166       | 485         | 36.5%                     | 58        | 159         |
| Oneida          | 31.1%                   | 239       | 769         | 29.1% | 172       | 591         | 37.6%                     | 67        | 178         |
| Onondaga        | 38.3%                   | 464       | 1211        | 39.6% | 337       | 852         | 35.4%                     | 127       | 359         |
| Ontario         | 34.4%                   | 66        | 192         | 35.5% | 59        | 166         | 26.9%                     | 7         | 26          |
| Orange          | 40.4%                   | 230       | 570         | 40.1% | 169       | 421         | 40.9%                     | 61        | 149         |
| Orleans         | 33.3%                   | 38        | 114         | 33.7% | 33        | 98          | 31.3%                     | 5         | 16          |
| Oswego          | 28.0%                   | 60        | 214         | 28.2% | 55        | 195         | 26.3%                     | 5         | 19          |
| Otsego          | 46.7%                   | 7         | 15          | 46.7% | 7         | 15          | N/A                       | 0         | 0           |
| Putnam          | 85.7%                   | 6         | 7           | 83.3% | 5         | 6           | 100.0%                    | 1         | 1           |
| Rensselaer      | 26.6%                   | 154       | 579         | 27.3% | 133       | 487         | 22.8%                     | 21        | 92          |
| Rockland        | 33.7%                   | 58        | 172         | 34.2% | 41        | 120         | 32.7%                     | 17        | 52          |
| St.Lawrence     | 31.3%                   | 80        | 256         | 31.7% | 69        | 218         | 28.9%                     | 11        | 38          |
| Saratoga        | 18.2%                   | 2         | 11          | 18.2% | 2         | 11          | N/A                       | 0         | 0           |
| Schenectady     | 29.7%                   | 88        | 296         | 27.6% | 64        | 232         | 37.5%                     | 24        | 64          |
| Schoharie       | 66.7%                   | 6         | 9           | 62.5% | 5         | 8           | 100.0%                    | 1         | 1           |
| Schuylar        | 23.5%                   | 12        | 51          | 22.7% | 10        | 44          | 28.6%                     | 2         | 7           |
| Seneca          | 28.0%                   | 7         | 25          | 38.9% | 7         | 18          | 0.0%                      | 0         | 7           |
| Steuben         | 28.0%                   | 75        | 268         | 28.8% | 57        | 198         | 25.7%                     | 18        | 70          |
| Suffolk         | 42.2%                   | 649       | 1538        | 40.3% | 434       | 1078        | 46.7%                     | 215       | 460         |
| Sullivan        | 29.1%                   | 55        | 189         | 31.2% | 49        | 157         | 18.8%                     | 6         | 32          |
| Tioga           | 21.2%                   | 14        | 66          | 16.4% | 9         | 55          | 45.5%                     | 5         | 11          |
| Tompkins        | 19.7%                   | 44        | 223         | 20.7% | 38        | 184         | 15.4%                     | 6         | 39          |
| Ulster          | 22.2%                   | 70        | 315         | 22.6% | 59        | 261         | 20.4%                     | 11        | 54          |
| Warren          | 38.9%                   | 7         | 18          | 41.2% | 7         | 17          | 0.0%                      | 0         | 1           |
| Washington      | 32.8%                   | 20        | 61          | 32.8% | 19        | 58          | 33.3%                     | 1         | 3           |
| Wayne           | 36.9%                   | 38        | 103         | 34.4% | 31        | 90          | 53.8%                     | 7         | 13          |
| Westchester     | 44.9%                   | 825       | 1837        | 44.7% | 452       | 1012        | 45.2%                     | 373       | 825         |
| Wyoming         | 29.6%                   | 16        | 54          | 28.6% | 14        | 49          | 40.0%                     | 2         | 5           |
| Yates           | 19.0%                   | 4         | 21          | 20.0% | 4         | 20          | 0.0%                      | 0         | 1           |

\* Statewide and New York City participation rates are estimated from federal disaggregated reporting samples, which are the source of the rates used by the U.S. Department of Health and Human Services to determine if a state has met participation goals. Because the sample size is insufficient to permit rate estimates for non-NYC districts, rates for those districts are derived directly from automated systems data. Thus, Rest of State and New York City numerators and denominators will not sum to the statewide total. Estimates are from second quarter FFY 2007 samples. These estimates are subject to revision pending final determination of federal policies regarding the calculation of sanction exemptions.

Table 29  
**WORK SANCTION STATUS BY PRESENCE IN FEDERAL ALL FAMILIES WORK PARTICIPATION CALCULATION**  
 TANF, Safety Net Assistance - MOE and Combined TANF and Safety Net Assistance MOE  
 June 2007

| Local District  | Combined TANF & SNA-MOE          |   | TANF                             |   | Safety Net Assistance - MOE      |   |
|-----------------|----------------------------------|---|----------------------------------|---|----------------------------------|---|
|                 | Sanctioned In<br>The Denominator | Sanctioned<br>Removed From<br>Denominator | Sanctioned In<br>The Denominator | Sanctioned<br>Removed From<br>Denominator | Sanctioned In<br>The Denominator | Sanctioned<br>Removed From<br>Denominator |
| New York State* | 23,191                           | 7,430                                     | 12,755                           | 5,382                                     | 10,436                           | 2,048                                     |
| New York City*  | 16,196                           | 5,123                                     | 7,720                            | 3,562                                     | 8,476                            | 1,560                                     |
| Rest of State   | 5,195                            | 2,276                                     | 3,131                            | 1,819                                     | 2,064                            | 457                                       |
| Albany          | 195                              | 102                                       | 119                              | 80  | 76                               | 22  |
| Allegany        | 54                               | 20  | 43                               | 18  | 11                               | 2   |
| Broome          | 177                              | 111                                       | 117                              | 90  | 60                               | 21  |
| Cattaraugus     | 6                                | 7   | 3                                | 6   | 3                                | 1   |
| Cayuga          | 37                               | 16  | 34                               | 15  | 3                                | 1   |
| Chautauqua      | 144                              | 58  | 96                               | 51  | 48                               | 7   |
| Chemung         | 52                               | 22  | 31                               | 13  | 21                               | 9   |
| Chenango        | 4                                | 6   | 4                                | 5   | 0                                | 1   |
| Clinton         | 41                               | 27  | 32                               | 27  | 9                                | 0   |
| Columbia        | 15                               | 11  | 12                               | 8   | 3                                | 3   |
| Cortland        | 26                               | 10  | 19                               | 10  | 7                                | 0   |
| Delaware        | 0                                | 3   | 0                                | 3   | 0                                | 0   |
| Dutchess        | 32                               | 21  | 20                               | 19  | 12                               | 2   |
| Erie            | 956                              | 355                                       | 546                              | 277                                       | 410                              | 78  |
| Essex           | 7                                | 7   | 4                                | 7   | 3                                | 0   |
| Franklin        | 18                               | 16  | 13                               | 14  | 5                                | 2   |
| Fulton          | 2                                | 3   | 2                                | 3   | 0                                | 0   |
| Genesee         | 11                               | 5   | 10                               | 4   | 1                                | 1   |
| Greene          | 19                               | 8   | 15                               | 8   | 4                                | 0   |
| Hamilton        | 1                                | 0   | 1                                | 0   | 0                                | 0   |
| Herkimer        | 15                               | 11  | 14                               | 11  | 1                                | 0   |
| Jefferson       | 6                                | 7   | 3                                | 7   | 3                                | 0   |
| Lewis           | 4                                | 6   | 4                                | 6   | 0                                | 0   |
| Livingston      | 11                               | 6   | 7                                | 6   | 4                                | 0   |
| Madison         | 2                                | 0   | 2                                | 0   | 0                                | 0   |
| Monroe          | 859                              | 362                                       | 425                              | 260                                       | 434                              | 102                                       |
| Montgomery      | 4                                | 7   | 3                                | 7   | 1                                | 0   |
| Nassau          | 308                              | 100                                       | 200                              | 82  | 108                              | 18  |
| Niagara         | 186                              | 68  | 117                              | 54  | 69                               | 14  |
| Oneida          | 131                              | 51  | 88                               | 41  | 43                               | 10  |
| Onondaga        | 260                              | 100                                       | 131                              | 83  | 129                              | 17  |
| Ontario         | 49                               | 14  | 44                               | 13  | 5                                | 1   |
| Orange          | 120                              | 51  | 72                               | 39  | 48                               | 12  |
| Orleans         | 20                               | 8   | 17                               | 7   | 3                                | 1   |
| Oswego          | 22                               | 22  | 19                               | 19  | 3                                | 3   |
| Otsego          | 8                                | 3   | 8                                | 3   | 0                                | 0   |
| Putnam          | 2                                | 1   | 2                                | 1   | 0                                | 0   |
| Rensselaer      | 101                              | 52  | 83                               | 42  | 18                               | 10  |
| Rockland        | 47                               | 19  | 34                               | 15  | 13                               | 4   |
| St.Lawrence     | 31                               | 23  | 19                               | 17  | 12                               | 6   |
| Saratoga        | 0                                | 1   | 0                                | 1   | 0                                | 0   |
| Schenectady     | 93                               | 51  | 62                               | 43  | 31                               | 8   |
| Schoharie       | 3                                | 4   | 3                                | 4   | 0                                | 0   |
| Schuyler        | 13                               | 3   | 12                               | 2   | 1                                | 1   |
| Seneca          | 5                                | 2   | 4                                | 1   | 1                                | 1   |
| Steuben         | 85                               | 35  | 58                               | 31  | 27                               | 4   |
| Suffolk         | 369                              | 147                                       | 219                              | 128                                       | 150                              | 19  |
| Sullivan        | 38                               | 21  | 28                               | 18  | 10                               | 3   |
| Tioga           | 5                                | 10  | 5                                | 9   | 0                                | 1   |
| Tompkins        | 37                               | 18  | 31                               | 15  | 6                                | 3   |
| Ulster          | 41                               | 23  | 27                               | 21  | 14                               | 2   |
| Warren          | 2                                | 0   | 2                                | 0   | 0                                | 0   |
| Washington      | 13                               | 14  | 13                               | 14  | 0                                | 0   |
| Wayne           | 21                               | 20  | 14                               | 19  | 7                                | 1   |
| Westchester     | 475                              | 204                                       | 228                              | 138                                       | 247                              | 66  |
| Wyoming         | 6                                | 3   | 6                                | 3   | 0                                | 0   |
| Yates           | 6                                | 1   | 6                                | 1   | 0                                | 0   |

\* Statewide and New York City sanction rates are estimated from federal disaggregated reporting samples, which are the source of such data used by the U.S. Department of Health and Human Services to determine if a state has met participation goals. Because the sample size is insufficient to permit sanction estimates for non-NYC districts, data for those districts are derived directly from automated systems. Thus, Rest of State and New York City counts may not sum to the statewide total. Estimates are from second quarter FFY 2007 samples. These estimates are subject to revision pending final determination of federal policies regarding the calculation of sanction exemptions.

Table 30  
**TEMPORARY ASSISTANCE CASES WITH EARNED INCOME**  
Cases, Average Gross Earned Income and Average Net Earned Income after Application of Disregards  
June 2007

| Local District | TANF   |                             |                           | Safety Net Assistance - MOE |                             |                           | Safety Net Assistance - Non-MOE |                             |                           |
|----------------|--------|-----------------------------|---------------------------|-----------------------------|-----------------------------|---------------------------|---------------------------------|-----------------------------|---------------------------|
|                | Cases  | Average Gross Earned Income | Average Net Earned Income | Cases                       | Average Gross Earned Income | Average Net Earned Income | Cases                           | Average Gross Earned Income | Average Net Earned Income |
| New York State | 11,376 | \$790                       | \$371                     | 12,064                      | \$786                       | \$358                     | 5,735                           | \$936                       | \$605                     |
| New York City  | 7,676  | 815                         | 386                       | 10,082                      | 776                         | 352                       | 4,352                           | 1,002                       | 674                       |
| Rest of State  | 3,700  | 739                         | 339                       | 1,982                       | 836                         | 393                       | 1,383                           | 728                         | 390                       |
| Albany         | 109    | 737                         | 333                       | 55                          | 865                         | 403                       | 25                              | 837                         | 404                       |
| Allegany       | 19     | 510                         | 219                       | 6                           | 638                         | 285                       | 21                              | 570                         | 314                       |
| Broome         | 91     | 713                         | 320                       | 42                          | 798                         | 376                       | 38                              | 663                         | 326                       |
| Cattaraugus    | 15     | 726                         | 369                       | 8                           | 625                         | 278                       | 11                              | 460                         | 205                       |
| Cayuga         | 17     | 691                         | 310                       | 5                           | 864                         | 411                       | 11                              | 599                         | 294                       |
| Chautauqua     | 105    | 730                         | 337                       | 39                          | 722                         | 330                       | 48                              | 705                         | 350                       |
| Chemung        | 80     | 713                         | 325                       | 32                          | 739                         | 338                       | 30                              | 671                         | 333                       |
| Chenango       | 4      | 568                         | 250                       | 1                           | 877                         | 410                       | 6                               | 300                         | 183                       |
| Clinton        | 29     | 701                         | 320                       | 2                           | 554                         | 245                       | 9                               | 546                         | 270                       |
| Columbia       | 15     | 774                         | 357                       | 4                           | 446                         | 185                       | 5                               | 932                         | 643                       |
| Cortland       | 30     | 749                         | 335                       | 6                           | 768                         | 309                       | 11                              | 462                         | 205                       |
| Delaware       | 2      | 837                         | 390                       | 0                           | 0                           | 0                         | 3                               | 316                         | 231                       |
| Dutchess       | 33     | 707                         | 328                       | 15                          | 727                         | 407                       | 16                              | 488                         | 323                       |
| Erie           | 477    | 725                         | 331                       | 329                         | 799                         | 372                       | 162                             | 776                         | 388                       |
| Essex          | 9      | 555                         | 242                       | 1                           | 480                         | 203                       | 4                               | 195                         | 58                        |
| Franklin       | 16     | 619                         | 276                       | 3                           | 619                         | 275                       | 9                               | 405                         | 208                       |
| Fulton         | 4      | 906                         | 424                       | 0                           | 0                           | 0                         | 4                               | 134                         | 46                        |
| Genesee        | 13     | 859                         | 400                       | 4                           | 926                         | 437                       | 4                               | 579                         | 270                       |
| Greene         | 16     | 701                         | 318                       | 4                           | 269                         | 94                        | 3                               | 881                         | 425                       |
| Hamilton       | 2      | 646                         | 289                       | 0                           | 0                           | 0                         | 1                               | 180                         | 90                        |
| Herkimer       | 13     | 632                         | 278                       | 3                           | 612                         | 308                       | 4                               | 405                         | 202                       |
| Jefferson      | 17     | 838                         | 391                       | 2                           | 1,037                       | 493                       | 15                              | 574                         | 359                       |
| Lewis          | 1      | 724                         | 330                       | 0                           | 0                           | 0                         | 1                               | 630                         | 281                       |
| Livingston     | 7      | 568                         | 252                       | 1                           | 1,387                       | 674                       | 10                              | 651                         | 310                       |
| Madison        | 13     | 528                         | 228                       | 2                           | 580                         | 255                       | 3                               | 184                         | 94                        |
| Monroe         | 665    | 728                         | 337                       | 527                         | 859                         | 405                       | 231                             | 669                         | 420                       |
| Montgomery     | 15     | 745                         | 341                       | 4                           | 730                         | 333                       | 5                               | 141                         | 40                        |
| Nassau         | 239    | 788                         | 367                       | 111                         | 773                         | 358                       | 51                              | 559                         | 289                       |
| Niagara        | 99     | 614                         | 269                       | 46                          | 780                         | 370                       | 37                              | 456                         | 231                       |
| Oneida         | 119    | 703                         | 323                       | 70                          | 762                         | 359                       | 77                              | 1,140                       | 682                       |
| Onondaga       | 155    | 797                         | 365                       | 95                          | 913                         | 427                       | 54                              | 890                         | 463                       |
| Ontario        | 37     | 692                         | 313                       | 10                          | 792                         | 365                       | 13                              | 576                         | 294                       |
| Orange         | 105    | 839                         | 390                       | 60                          | 961                         | 456                       | 46                              | 894                         | 426                       |
| Orleans        | 17     | 701                         | 357                       | 2                           | 855                         | 398                       | 12                              | 692                         | 333                       |
| Oswego         | 19     | 457                         | 192                       | 4                           | 757                         | 347                       | 10                              | 715                         | 330                       |
| Otsego         | 3      | 903                         | 423                       | 0                           | 0                           | 0                         | 4                               | 408                         | 220                       |
| Putnam         | 5      | 1,280                       | 665                       | 1                           | 1,131                       | 552                       | 2                               | 1,568                       | 924                       |
| Rensselaer     | 87     | 633                         | 284                       | 15                          | 534                         | 396                       | 25                              | 960                         | 493                       |
| Rockland       | 60     | 739                         | 336                       | 27                          | 877                         | 412                       | 60                              | 1,006                       | 488                       |
| St.Lawrence    | 39     | 585                         | 258                       | 8                           | 461                         | 193                       | 34                              | 403                         | 196                       |
| Saratoga       | 5      | 753                         | 347                       | 0                           | 0                           | 0                         | 6                               | 258                         | 187                       |
| Schenectady    | 60     | 765                         | 352                       | 22                          | 725                         | 351                       | 6                               | 812                         | 449                       |
| Schoharie      | 1      | 558                         | 243                       | 0                           | 0                           | 0                         | 2                               | 146                         | 76                        |
| Schuyler       | 12     | 639                         | 287                       | 3                           | 595                         | 263                       | 11                              | 575                         | 271                       |
| Seneca         | 4      | 674                         | 304                       | 1                           | 385                         | 153                       | 0                               | 0                           | 0                         |
| Steuben        | 49     | 667                         | 301                       | 23                          | 674                         | 301                       | 25                              | 489                         | 250                       |
| Suffolk        | 271    | 874                         | 410                       | 151                         | 1,024                       | 480                       | 74                              | 816                         | 396                       |
| Sullivan       | 35     | 699                         | 325                       | 9                           | 904                         | 432                       | 16                              | 722                         | 420                       |
| Tioga          | 8      | 660                         | 288                       | 3                           | 1,074                       | 515                       | 2                               | 666                         | 303                       |
| Tompkins       | 28     | 586                         | 237                       | 10                          | 720                         | 327                       | 14                              | 665                         | 329                       |
| Ulster         | 61     | 772                         | 356                       | 14                          | 803                         | 371                       | 16                              | 819                         | 422                       |
| Warren         | 3      | 647                         | 291                       | 0                           | 0                           | 0                         | 1                               | 867                         | 404                       |
| Washington     | 14     | 768                         | 358                       | 2                           | 438                         | 199                       | 3                               | 617                         | 360                       |
| Wayne          | 18     | 709                         | 322                       | 7                           | 451                         | 188                       | 7                               | 565                         | 255                       |
| Westchester    | 318    | 776                         | 359                       | 192                         | 878                         | 413                       | 75                              | 902                         | 519                       |
| Wyoming        | 11     | 496                         | 216                       | 1                           | 687                         | 310                       | 6                               | 808                         | 410                       |
| Yates          | 1      | 485                         | 206                       | 0                           | 0                           | 0                         | 4                               | 229                         | 127                       |