

NEW YORK STATE  
**OFFICE OF TEMPORARY AND DISABILITY ASSISTANCE**  
40 North Pearl Street, Albany, New York 12243-0001

David A. Paterson  
*Governor*

David A. Hansell  
*Commissioner*

---

# Temporary and Disability Assistance Statistics

## June 2008

---

### Temporary Assistance

Temporary Assistance: Temporary Assistance recipients totaled 508,377 in June 2008, decreasing by 5,359 (-1.0%) from the previous month. Related expenditures totaled \$151,511,700 in June 2008, decreasing by approximately \$6.8 million (-4.3%) over May 2008.

### Food Stamps

Food Stamps: Recipients of Food Stamps numbered 2,004,511 in June 2008, increasing by 18,355 (+0.9%) over May 2008. Food Stamps expenditures totaled \$222,658,455 in June 2008, increasing by approximately \$5.6 million (+2.6%) over the previous month.

### Supplemental Security Income

Supplemental Security Income: For June 2008, SSI recipients (including Mental Hygiene) totaled 657,348, increasing by 2,393 (+0.4%) from the previous month. SSI expenditures in June 2008, totaled \$354,730,917, increasing by approximately \$2.2 million (+0.6%) from May 2008.

# Table of Contents

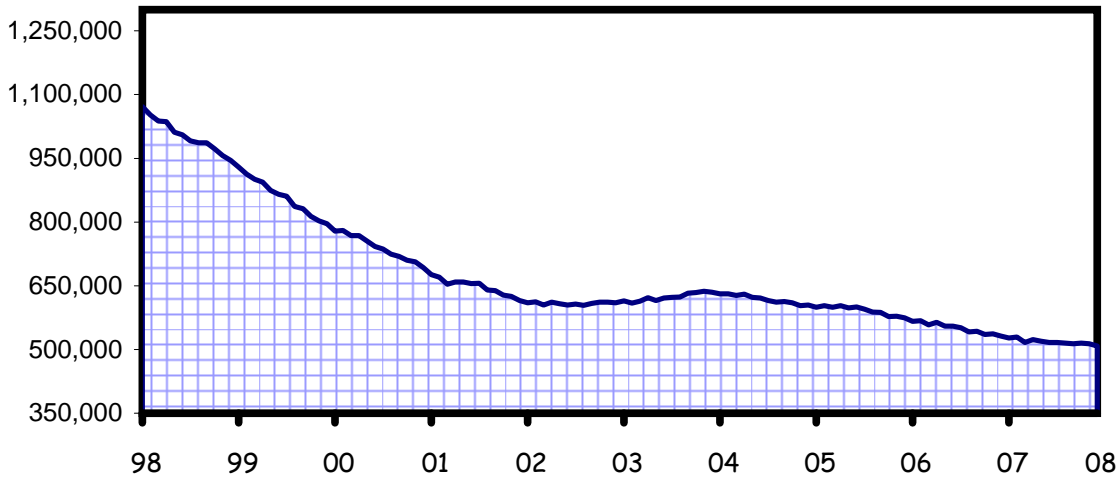
| Graphs  |   |    |
|---|---|----|
|   | Total Temporary Assistance Recipients, July 1998 to Present   | 4  |
|   | Food Stamp Persons, July 1998 to Present  | 4  |
|   | Supplemental Security Income Persons, July 1998 to Present  | 4  |
| Temporary Assistance and SSI Summary                    |   |    |
| <b>Table 1:</b>   | Total TA, Family Assistance-FP, Safety Net Assistance and SSI Cases by Region   | 5  |
| <b>Table 2:</b>   | Total TA, Family Assistance-FP, Safety Net Assistance and SSI Recipients by Region                                      | 5  |
| <b>Table 3:</b>   | Total TA, Family Assistance-FP, Safety Net Assistance and SSI Expenditures by Region                                    | 5  |
| Temporary Assistance by Program Area                    |   |    |
| <b>Table 4:</b>   | TA Year to Year Monthly Comparison Cases, Recipients and Expenditures   | 6  |
| <b>Table 5:</b>   | TA Cases, Recipients, Children, Adults and Expenditures   | 7  |
| <b>Table 6:</b>   | Family Assistance Cases-FP, Recipients, Children, Adults and Expenditures   | 8  |
| <b>Table 7:</b>   | Safety Net Assistance Cases, Recipients, Children, Adults and Expenditures  | 9  |
| Temporary Assistance by Funding Source and Program Area |   |    |
| <b>Table 8:</b>   | TA by Funding Source (Temporary Assistance to Needy Families (TANF) and Non-TANF) Cases, Recipients and Expenditures    | 10 |
| <b>Table 9:</b>   | TANF by Program (Family Assistance and Safety Net Assistance-FP) Cases, Recipients, Children, Adults and Expenditures   | 11 |
| <b>Table 10:</b>  | Safety Net Assistance-FNP and Family Assistance-FNP Cases, Recipients, Children, Adults and Expenditures                | 12 |
| <b>Table 11:</b>  | Safety Net Assistance-FNP by Maintenance of Effort Status Cases, Recipients, Children, Adults and Expenditures          | 13 |
| <b>Table 12:</b>  | Safety Net Assistance-FNP Cash Total Cases, Recipients, Children, Adults and Expenditures                               | 14 |
| <b>Table 13:</b>  | Safety Net Assistance-FNP Cash by Maintenance of Effort Status Cases, Recipients, Children, Adults and Expenditures     | 15 |
| <b>Table 14:</b>  | Safety Net Assistance-FNP Non-Cash Total Cases, Recipients, Children, Adults and Expenditures                           | 16 |
| <b>Table 15:</b>  | Safety Net Assistance-FNP Non-Cash by Maintenance of Effort Status Cases, Recipients, Children, Adults and Expenditures | 17 |
| Food Stamps   |   |    |
| <b>Table 16:</b>  | Food Stamp Households, Persons and Value of Food Stamp Benefits   | 18 |
| Supplemental Security Income                            |   |    |
| <b>Table 17:</b>  | SSI Recipients, Total Program Expenditures and State and Federal Shares   | 19 |
| <b>Table 18:</b>  | SSI Recipients by Living Arrangement and Location   | 20 |
| <b>Table 19:</b>  | SSI Recipients by Living Arrangement and Category of Assistance   | 20 |

# Table of Contents

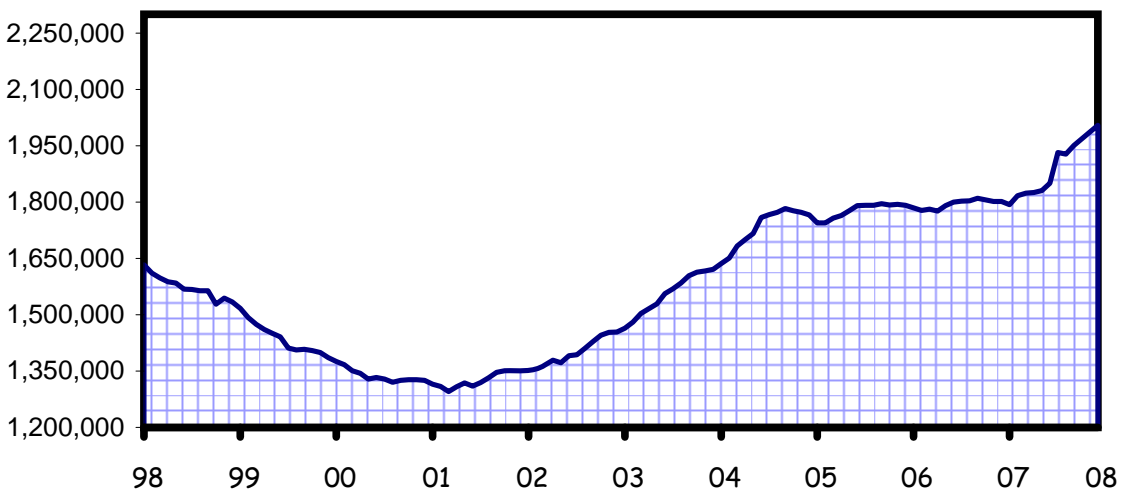
| Child Support  |    |
|--|----|
| <b>Table 20:</b> Child Support Collections (IV-D)  | 21 |
| Aggregate Claims   |    |
| <b>Table 21:</b> Aggregate Claims – Temporary Assistance                                     | 22 |
| <b>Table 22:</b> Aggregate Claims – TANF   | 23 |
| <b>Table 23:</b> Aggregate Claims – MOE  | 24 |
| <b>Table 24:</b> Aggregate Claims – Non-MOE and FA-FNP                                       | 25 |
| Home Energy Assistance Program   |    |
| <b>Table 25:</b> Home Energy Assistance Program  | 26 |
| <b>Table 26:</b> Home Energy Assistance Program – Non Emergency                              | 27 |
| <b>Table 27:</b> Home Energy Assistance Program – Emergency                                  | 28 |
| Welfare To Work Statistical Tables   |    |
| <b>Table 28:</b> All Families Work Participation Rates                                       | 29 |
| <b>Table 29:</b> Work Sanction Status in Federal All Families Work Participation Calculation | 30 |
| <b>Table 30:</b> Temporary Assistance Cases With Earned Income                               | 31 |

# NEW YORK STATE JULY 1998 - JUNE 2008 TEN YEAR TREND

## TEMPORARY ASSISTANCE RECIPIENTS

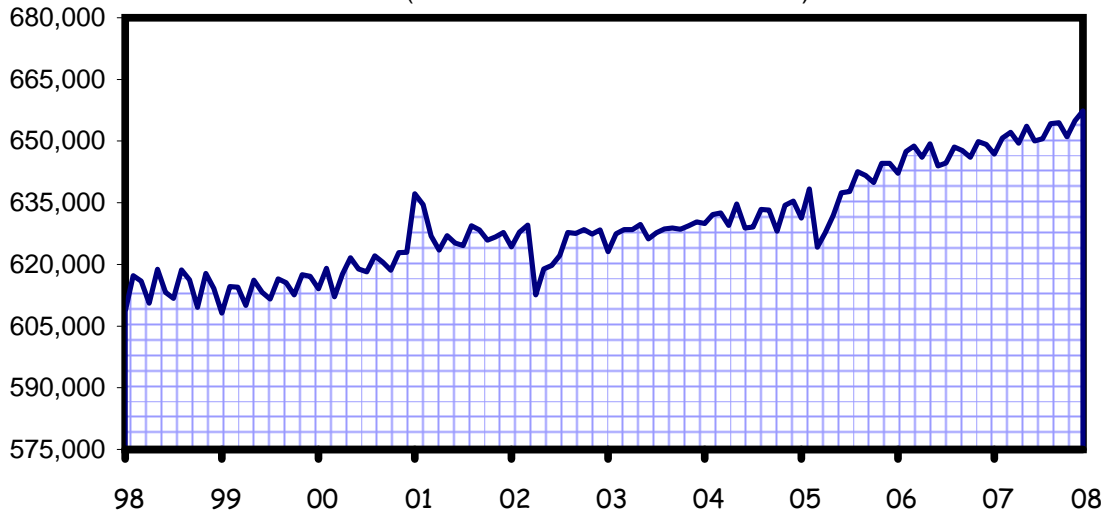


## FOOD STAMPS RECIPIENTS



## SSI RECIPIENTS

(INCLUDING MENTAL HYGIENE)



SELECTED SUMMARY PROGRAM DATA  
BY REGION

Table 1  
TEMPORARY AND DISABILITY ASSISTANCE CASES  
June 2008

| Region         | Cases                           |                      |                       |                              |             |
|----------------|---------------------------------|----------------------|-----------------------|------------------------------|-------------|
|                | Temporary Assistance by Program |                      |                       | Supplemental Security Income | Food Stamps |
|                | Total                           | Family Assistance-FP | Safety Net Assistance |                              |             |
| New York State | 266,007                         | 108,055              | 157,952               | 649,284                      | 1,064,207   |
| New York City  | 179,151                         | 67,945               | 111,206               | 410,314                      | 678,260     |
| Rest of State  | 86,856                          | 40,110               | 46,746                | 238,970                      | 385,947     |

Table 2  
TEMPORARY AND DISABILITY ASSISTANCE RECIPIENTS  
June 2008

| Region         | Recipients                      |                      |                       |                              |             |
|----------------|---------------------------------|----------------------|-----------------------|------------------------------|-------------|
|                | Temporary Assistance by Program |                      |                       | Supplemental Security Income | Food Stamps |
|                | Total                           | Family Assistance-FP | Safety Net Assistance |                              |             |
| New York State | 508,377                         | 239,814              | 268,563               | 649,284                      | 2,004,511   |
| New York City  | 340,026                         | 149,421              | 190,605               | 410,314                      | 1,241,610   |
| Rest of State  | 168,351                         | 90,393               | 77,958                | 238,970                      | 762,901     |

Table 3  
TEMPORARY AND DISABILITY ASSISTANCE EXPENDITURES  
June 2008

| Region         | Expenditures                    |                      |                       |                              |               |
|----------------|---------------------------------|----------------------|-----------------------|------------------------------|---------------|
|                | Temporary Assistance by Program |                      |                       | Supplemental Security Income | Food Stamps   |
|                | Total                           | Family Assistance-FP | Safety Net Assistance |                              |               |
| New York State | \$151,511,700                   | \$63,799,180         | \$87,712,520          | \$351,481,995                | \$222,658,455 |
| New York City  | 100,069,000                     | 39,117,000           | 60,952,000            | 225,364,836                  | 146,322,426   |
| Rest of State  | 51,442,700                      | 24,682,180           | 26,760,520            | 126,117,159                  | 76,336,029    |

Note: SSI data listed here do not include Mental Hygiene data. See Tables 17 - 19 for total SSI data.

Table 4  
**TEMPORARY ASSISTANCE**  
 Year to Year Monthly Comparison by Local District  
 Cases, Recipients and Expenditures  
 June 2008

| Local District | June 2008 |            |               | June-07 |            |               | June-06 |            |               |
|----------------|-----------|------------|---------------|---------|------------|---------------|---------|------------|---------------|
|                | Cases     | Recipients | Expenditures  | Cases   | Recipients | Expenditures  | Cases   | Recipients | Expenditures  |
| New York State | 266,007   | 508,377    | \$151,511,700 | 273,270 | 531,307    | \$149,600,896 | 290,494 | 574,327    | \$156,863,101 |
| New York City* | 179,151   | 340,026    | 100,069,000   | 186,002 | 359,484    | 98,723,000    | 200,093 | 392,629    | 104,160,000   |
| Rest of State  | 86,856    | 168,351    | 51,442,700    | 87,268  | 171,823    | 50,877,896    | 90,401  | 181,698    | 52,703,101    |
| Albany         | 2,657     | 5,449      | 1,719,861     | 2,665   | 5,474      | 1,520,251     | 2,722   | 5,678      | 1,562,310     |
| Allegany       | 456       | 944        | 214,298       | 461     | 957        | 192,313       | 528     | 1,091      | 218,797       |
| Broome         | 2,516     | 4,721      | 1,292,672     | 2,466   | 4,793      | 1,203,727     | 2,618   | 5,235      | 1,241,928     |
| Cattaraugus    | 485       | 854        | 249,064       | 565     | 980        | 252,144       | 657     | 1,240      | 273,322       |
| Cayuga         | 444       | 862        | 219,578       | 477     | 936        | 215,956       | 493     | 949        | 248,403       |
| Chautauqua     | 1,819     | 3,761      | 922,462       | 1,954   | 4,138      | 875,032       | 2,023   | 4,257      | 1,009,979     |
| Chemung        | 1,141     | 2,315      | 554,723       | 1,352   | 2,818      | 644,164       | 1,504   | 3,097      | 660,280       |
| Chenango       | 296       | 524        | 137,748       | 208     | 367        | 107,339       | 203     | 363        | 87,047        |
| Clinton        | 936       | 1,685      | 467,890       | 863     | 1,559      | 377,388       | 831     | 1,523      | 409,273       |
| Columbia       | 361       | 677        | 219,038       | 363     | 642        | 230,481       | 385     | 667        | 224,042       |
| Cortland       | 477       | 948        | 245,864       | 481     | 974        | 241,767       | 438     | 936        | 228,338       |
| Delaware       | 172       | 294        | 91,757        | 166     | 251        | 69,879        | 159     | 237        | 60,587        |
| Dutchess       | 1,249     | 2,188      | 903,330       | 1,282   | 2,232      | 987,349       | 1,327   | 2,467      | 1,056,665     |
| Erie           | 11,547    | 23,606     | 5,410,398     | 12,316  | 25,102     | 5,492,298     | 12,576  | 25,966     | 5,700,365     |
| Essex          | 138       | 223        | 65,903        | 171     | 337        | 115,257       | 208     | 405        | 146,513       |
| Franklin       | 342       | 629        | 154,047       | 341     | 657        | 154,424       | 382     | 737        | 152,321       |
| Fulton         | 304       | 481        | 163,923       | 273     | 438        | 136,424       | 320     | 526        | 142,172       |
| Genesee        | 361       | 610        | 188,633       | 311     | 590        | 149,357       | 364     | 704        | 188,835       |
| Greene         | 392       | 736        | 187,861       | 350     | 708        | 182,542       | 394     | 807        | 194,101       |
| Hamilton       | 12        | 26         | 4,067         | 11      | 23         | 3,860         | 17      | 49         | 7,388         |
| Herkimer       | 386       | 644        | 172,579       | 366     | 613        | 157,684       | 369     | 651        | 168,359       |
| Jefferson      | 551       | 879        | 385,878       | 602     | 1,043      | 424,096       | 703     | 1,227      | 398,453       |
| Lewis          | 82        | 128        | 38,385        | 104     | 196        | 43,136        | 123     | 225        | 57,042        |
| Livingston     | 418       | 692        | 216,051       | 354     | 606        | 174,731       | 502     | 935        | 245,813       |
| Madison        | 254       | 459        | 139,535       | 221     | 357        | 111,191       | 196     | 345        | 99,238        |
| Monroe         | 14,321    | 28,761     | 7,334,829     | 14,429  | 29,569     | 7,495,551     | 14,825  | 30,538     | 7,751,606     |
| Montgomery     | 410       | 887        | 220,901       | 324     | 691        | 173,741       | 353     | 728        | 183,766       |
| Nassau         | 5,024     | 9,341      | 3,671,524     | 4,827   | 9,071      | 3,381,751     | 4,846   | 9,230      | 3,437,816     |
| Niagara        | 2,335     | 4,330      | 1,048,990     | 2,294   | 4,379      | 1,030,718     | 2,495   | 4,967      | 1,049,789     |
| Oneida         | 2,588     | 6,010      | 1,472,223     | 2,362   | 5,466      | 1,130,801     | 2,492   | 5,768      | 1,247,673     |
| Onondaga       | 4,764     | 9,602      | 2,414,355     | 4,792   | 9,716      | 2,311,507     | 5,122   | 10,844     | 2,390,694     |
| Ontario        | 666       | 1,165      | 354,823       | 702     | 1,292      | 325,802       | 738     | 1,375      | 352,051       |
| Orange         | 2,214     | 4,844      | 1,907,180     | 2,049   | 4,593      | 1,659,083     | 2,091   | 4,737      | 1,671,876     |
| Orleans        | 482       | 875        | 221,119       | 499     | 976        | 213,078       | 487     | 952        | 229,517       |
| Oswego         | 761       | 1,457      | 392,739       | 807     | 1,589      | 368,867       | 768     | 1,481      | 374,344       |
| Otsego         | 185       | 269        | 124,383       | 183     | 281        | 141,725       | 154     | 256        | 85,698        |
| Putnam         | 92        | 143        | 79,666        | 100     | 156        | 77,072        | 127     | 179        | 117,639       |
| Rensselaer     | 1,326     | 3,014      | 773,860       | 1,313   | 3,105      | 701,695       | 1,428   | 3,307      | 789,717       |
| Rockland       | 1,194     | 2,314      | 694,989       | 1,140   | 2,271      | 638,210       | 1,115   | 2,298      | 655,643       |
| St.Lawrence    | 1,014     | 2,025      | 459,484       | 944     | 1,861      | 391,546       | 966     | 1,944      | 402,824       |
| Saratoga       | 339       | 466        | 198,975       | 340     | 457        | 187,944       | 309     | 446        | 146,530       |
| Schenectady    | 1,190     | 2,389      | 716,869       | 1,330   | 2,564      | 739,797       | 1,297   | 2,705      | 763,558       |
| Schoharie      | 104       | 178        | 58,742        | 112     | 190        | 85,007        | 133     | 214        | 66,649        |
| Schuyler       | 142       | 274        | 64,014        | 175     | 349        | 71,793        | 159     | 294        | 63,442        |
| Seneca         | 119       | 210        | 70,089        | 135     | 213        | 58,304        | 164     | 270        | 83,217        |
| Steuben        | 774       | 1,409      | 363,452       | 905     | 1,754      | 412,313       | 1,069   | 2,164      | 457,296       |
| Suffolk        | 7,722     | 13,194     | 5,588,545     | 7,459   | 12,872     | 5,072,506     | 7,603   | 13,900     | 6,012,483     |
| Sullivan       | 832       | 1,573      | 600,924       | 808     | 1,663      | 539,046       | 773     | 1,641      | 411,549       |
| Tioga          | 326       | 592        | 144,254       | 293     | 550        | 132,975       | 360     | 728        | 192,174       |
| Tompkins       | 780       | 1,412      | 436,924       | 816     | 1,534      | 396,159       | 826     | 1,497      | 456,323       |
| Ulster         | 1,282     | 2,234      | 960,850       | 1,213   | 2,262      | 742,778       | 1,232   | 2,360      | 670,281       |
| Warren         | 262       | 403        | 211,786       | 213     | 312        | 112,643       | 194     | 281        | 113,945       |
| Washington     | 368       | 550        | 229,620       | 428     | 657        | 281,955       | 350     | 549        | 208,291       |
| Wayne          | 550       | 898        | 273,384       | 572     | 937        | 269,747       | 590     | 1,036      | 270,734       |
| Westchester    | 6,635     | 12,733     | 5,871,182     | 6,672   | 13,151     | 7,545,651     | 6,962   | 14,107     | 7,128,568     |
| Wyoming        | 168       | 297        | 73,072        | 210     | 376        | 81,585        | 201     | 354        | 83,248        |
| Yates          | 91        | 167        | 43,408        | 99      | 175        | 43,756        | 130     | 231        | 52,589        |

\* Expenditures partially estimated.

Table 5  
**TEMPORARY ASSISTANCE**  
Cases, Recipients, Children, Adults and Expenditures by Local District  
June 2008

| Local District | Temporary Assistance |            |          |         |               |
|----------------|----------------------|------------|----------|---------|---------------|
|                | Cases                | Recipients | Children | Adults  | Expenditures  |
| New York State | 266,007              | 508,377    | 287,894  | 220,483 | \$151,511,700 |
| New York City* | 179,151              | 340,026    | 189,556  | 150,470 | 100,069,000   |
| Rest of State  | 86,856               | 168,351    | 98,338   | 70,013  | 51,442,700    |
| Albany         | 2,657                | 5,449      | 3,243    | 2,206   | 1,719,861     |
| Allegany       | 456                  | 944        | 574      | 370     | 214,298       |
| Broome         | 2,516                | 4,721      | 2,704    | 2,017   | 1,292,672     |
| Cattaraugus    | 485                  | 854        | 519      | 335     | 249,064       |
| Cayuga         | 444                  | 862        | 524      | 338     | 219,578       |
| Chautauqua     | 1,819                | 3,761      | 2,290    | 1,471   | 922,462       |
| Chemung        | 1,141                | 2,315      | 1,461    | 854     | 554,723       |
| Chenango       | 296                  | 524        | 316      | 208     | 137,748       |
| Clinton        | 936                  | 1,685      | 925      | 760     | 467,890       |
| Columbia       | 361                  | 677        | 375      | 302     | 219,038       |
| Cortland       | 477                  | 948        | 516      | 432     | 245,864       |
| Delaware       | 172                  | 294        | 174      | 120     | 91,757        |
| Dutchess       | 1,249                | 2,188      | 1,260    | 928     | 903,330       |
| Erie           | 11,547               | 23,606     | 14,315   | 9,291   | 5,410,398     |
| Essex          | 138                  | 223        | 110      | 113     | 65,903        |
| Franklin       | 342                  | 629        | 352      | 277     | 154,047       |
| Fulton         | 304                  | 481        | 245      | 236     | 163,923       |
| Genesee        | 361                  | 610        | 343      | 267     | 188,633       |
| Greene         | 392                  | 736        | 384      | 352     | 187,861       |
| Hamilton       | 12                   | 26         | 11       | 15      | 4,067         |
| Herkimer       | 386                  | 644        | 368      | 276     | 172,579       |
| Jefferson      | 551                  | 879        | 494      | 385     | 385,878       |
| Lewis          | 82                   | 128        | 74       | 54      | 38,385        |
| Livingston     | 418                  | 692        | 337      | 355     | 216,051       |
| Madison        | 254                  | 459        | 275      | 184     | 139,535       |
| Monroe         | 14,321               | 28,761     | 16,613   | 12,148  | 7,334,829     |
| Montgomery     | 410                  | 887        | 515      | 372     | 220,901       |
| Nassau         | 5,024                | 9,341      | 5,120    | 4,221   | 3,671,524     |
| Niagara        | 2,335                | 4,330      | 2,411    | 1,919   | 1,048,990     |
| Oneida         | 2,588                | 6,010      | 3,696    | 2,314   | 1,472,223     |
| Onondaga       | 4,764                | 9,602      | 6,093    | 3,509   | 2,414,355     |
| Ontario        | 666                  | 1,165      | 649      | 516     | 354,823       |
| Orange         | 2,214                | 4,844      | 3,061    | 1,783   | 1,907,180     |
| Orleans        | 482                  | 875        | 497      | 378     | 221,119       |
| Oswego         | 761                  | 1,457      | 937      | 520     | 392,739       |
| Otsego         | 185                  | 269        | 135      | 134     | 124,383       |
| Putnam         | 92                   | 143        | 86       | 57      | 79,666        |
| Rensselaer     | 1,326                | 3,014      | 1,855    | 1,159   | 773,860       |
| Rockland       | 1,194                | 2,314      | 1,447    | 867     | 694,989       |
| St.Lawrence    | 1,014                | 2,025      | 1,162    | 863     | 459,484       |
| Saratoga       | 339                  | 466        | 289      | 177     | 198,975       |
| Schenectady    | 1,190                | 2,389      | 1,532    | 857     | 716,869       |
| Schoharie      | 104                  | 178        | 108      | 70      | 58,742        |
| Schuyler       | 142                  | 274        | 145      | 129     | 64,014        |
| Seneca         | 119                  | 210        | 133      | 77      | 70,089        |
| Steuben        | 774                  | 1,409      | 776      | 633     | 363,452       |
| Suffolk        | 7,722                | 13,194     | 6,944    | 6,250   | 5,588,545     |
| Sullivan       | 832                  | 1,573      | 887      | 686     | 600,924       |
| Tioga          | 326                  | 592        | 352      | 240     | 144,254       |
| Tompkins       | 780                  | 1,412      | 706      | 706     | 436,924       |
| Ulster         | 1,282                | 2,234      | 1,205    | 1,029   | 960,850       |
| Warren         | 262                  | 403        | 203      | 200     | 211,786       |
| Washington     | 368                  | 550        | 283      | 267     | 229,620       |
| Wayne          | 550                  | 898        | 505      | 393     | 273,384       |
| Westchester    | 6,635                | 12,733     | 7,526    | 5,207   | 5,871,182     |
| Wyoming        | 168                  | 297        | 169      | 128     | 73,072        |
| Yates          | 91                   | 167        | 109      | 58      | 43,408        |

\* Expenditures partially estimated.

Table 6  
**FAMILY ASSISTANCE-FP**  
Cases, Recipients, Children, Adults and Expenditures by Local District  
June 2008

| Local District | Family Assistance-FP |            |          |        |              |
|----------------|----------------------|------------|----------|--------|--------------|
|                | Cases                | Recipients | Children | Adults | Expenditures |
| New York State | 108,055              | 239,814    | 182,727  | 57,087 | \$63,799,180 |
| New York City* | 67,945               | 149,421    | 114,275  | 35,146 | 39,117,000   |
| Rest of State  | 40,110               | 90,393     | 68,452   | 21,941 | 24,682,180   |
| Albany         | 1,332                | 3,070      | 2,239    | 831    | 820,769      |
| Allegany       | 238                  | 534        | 400      | 134    | 119,371      |
| Broome         | 1,169                | 2,536      | 1,897    | 639    | 627,427      |
| Cattaraugus    | 242                  | 503        | 415      | 88     | 142,213      |
| Cayuga         | 231                  | 539        | 415      | 124    | 112,650      |
| Chautauqua     | 933                  | 2,123      | 1,591    | 532    | 525,485      |
| Chemung        | 606                  | 1,374      | 1,052    | 322    | 298,038      |
| Chenango       | 170                  | 360        | 275      | 85     | 84,360       |
| Clinton        | 485                  | 1,040      | 755      | 285    | 250,475      |
| Columbia       | 191                  | 434        | 306      | 128    | 112,421      |
| Cortland       | 246                  | 582        | 404      | 178    | 133,860      |
| Delaware       | 99                   | 206        | 162      | 44     | 57,200       |
| Dutchess       | 607                  | 1,293      | 995      | 298    | 452,512      |
| Erie           | 5,293                | 12,200     | 9,342    | 2,858  | 2,699,688    |
| Essex          | 65                   | 127        | 90       | 37     | 18,096       |
| Franklin       | 160                  | 320        | 243      | 77     | 74,939       |
| Fulton         | 140                  | 271        | 210      | 61     | 85,040       |
| Genesee        | 160                  | 336        | 262      | 74     | 88,162       |
| Greene         | 162                  | 392        | 283      | 109    | 79,999       |
| Hamilton       | 5                    | 14         | 7        | 7      | 2,006        |
| Herkimer       | 214                  | 418        | 319      | 99     | 97,924       |
| Jefferson      | 250                  | 505        | 430      | 75     | 145,205      |
| Lewis          | 38                   | 72         | 57       | 15     | 17,191       |
| Livingston     | 181                  | 381        | 270      | 111    | 94,050       |
| Madison        | 146                  | 323        | 250      | 73     | 81,867       |
| Monroe         | 6,083                | 14,199     | 10,465   | 3,734  | 3,403,626    |
| Montgomery     | 231                  | 598        | 429      | 169    | 122,440      |
| Nassau         | 2,199                | 5,015      | 3,702    | 1,313  | 1,815,815    |
| Niagara        | 1,071                | 2,358      | 1,739    | 619    | 516,938      |
| Oneida         | 1,265                | 3,210      | 2,410    | 800    | 760,042      |
| Onondaga       | 2,512                | 5,546      | 4,299    | 1,247  | 1,329,560    |
| Ontario        | 332                  | 701        | 519      | 182    | 162,431      |
| Orange         | 1,150                | 2,784      | 2,144    | 640    | 969,437      |
| Orleans        | 224                  | 463        | 348      | 115    | 104,966      |
| Oswego         | 426                  | 911        | 720      | 191    | 220,340      |
| Otsego         | 76                   | 141        | 116      | 25     | 42,502       |
| Putnam         | 49                   | 94         | 80       | 14     | 46,692       |
| Rensselaer     | 817                  | 1,915      | 1,325    | 590    | 414,601      |
| Rockland       | 535                  | 1,111      | 951      | 160    | 331,163      |
| St. Lawrence   | 515                  | 1,137      | 833      | 304    | 243,104      |
| Saratoga       | 175                  | 289        | 265      | 24     | 83,788       |
| Schenectady    | 635                  | 1,471      | 1,171    | 300    | 340,883      |
| Schoharie      | 53                   | 122        | 103      | 19     | 30,016       |
| Schuyler       | 68                   | 157        | 114      | 43     | 29,768       |
| Seneca         | 71                   | 146        | 113      | 33     | 41,902       |
| Steuben        | 323                  | 700        | 527      | 173    | 159,840      |
| Suffolk        | 2,854                | 6,425      | 4,958    | 1,467  | 2,451,936    |
| Sullivan       | 405                  | 936        | 695      | 241    | 307,137      |
| Tioga          | 185                  | 386        | 297      | 89     | 86,619       |
| Tompkins       | 334                  | 749        | 523      | 226    | 207,401      |
| Ulster         | 609                  | 1,259      | 924      | 335    | 406,040      |
| Warren         | 122                  | 245        | 185      | 60     | 105,194      |
| Washington     | 154                  | 311        | 247      | 64     | 76,834       |
| Wayne          | 252                  | 528        | 420      | 108    | 143,281      |
| Westchester    | 2,893                | 6,256      | 4,944    | 1,312  | 2,447,335    |
| Wyoming        | 77                   | 168        | 132      | 36     | 32,449       |
| Yates          | 52                   | 109        | 85       | 24     | 27,152       |

\* Expenditures partially estimated.



Table 7  
SAFETY NET ASSISTANCE\*  
Cases, Recipients, Children, Adults and Expenditures by Local District  
June 2008

| Local District  | Safety Net Assistance |            |          |         |              |
|-----------------|-----------------------|------------|----------|---------|--------------|
|                 | Cases                 | Recipients | Children | Adults  | Expenditures |
| New York State  | 157,952               | 268,563    | 105,167  | 163,396 | \$87,712,520 |
| New York City** | 111,206               | 190,605    | 75,281   | 115,324 | 60,952,000   |
| Rest of State   | 46,746                | 77,958     | 29,886   | 48,072  | 26,760,520   |
| Albany          | 1,325                 | 2,379      | 1,004    | 1,375   | 899,092      |
| Allegany        | 218                   | 410        | 174      | 236     | 94,927       |
| Broome          | 1,347                 | 2,185      | 807      | 1,378   | 665,245      |
| Cattaraugus     | 243                   | 351        | 104      | 247     | 106,851      |
| Cayuga          | 213                   | 323        | 109      | 214     | 106,928      |
| Chautauqua      | 886                   | 1,638      | 699      | 939     | 396,977      |
| Chemung         | 535                   | 941        | 409      | 532     | 256,685      |
| Chenango        | 126                   | 164        | 41       | 123     | 53,388       |
| Clinton         | 451                   | 645        | 170      | 475     | 217,415      |
| Columbia        | 170                   | 243        | 69       | 174     | 106,617      |
| Cortland        | 231                   | 366        | 112      | 254     | 112,004      |
| Delaware        | 73                    | 88         | 12       | 76      | 34,557       |
| Dutchess        | 642                   | 895        | 265      | 630     | 450,818      |
| Erie            | 6,254                 | 11,406     | 4,973    | 6,433   | 2,710,710    |
| Essex           | 73                    | 96         | 20       | 76      | 47,807       |
| Franklin        | 182                   | 309        | 109      | 200     | 79,108       |
| Fulton          | 164                   | 210        | 35       | 175     | 78,883       |
| Genesee         | 201                   | 274        | 81       | 193     | 100,471      |
| Greene          | 230                   | 344        | 101      | 243     | 107,862      |
| Hamilton        | 7                     | 12         | 4        | 8       | 2,061        |
| Herkimer        | 172                   | 226        | 49       | 177     | 74,655       |
| Jefferson       | 301                   | 374        | 64       | 310     | 240,673      |
| Lewis           | 44                    | 56         | 17       | 39      | 21,194       |
| Livingston      | 237                   | 311        | 67       | 244     | 122,001      |
| Madison         | 108                   | 136        | 25       | 111     | 57,668       |
| Monroe          | 8,238                 | 14,562     | 6,148    | 8,414   | 3,931,203    |
| Montgomery      | 179                   | 289        | 86       | 203     | 98,461       |
| Nassau          | 2,825                 | 4,326      | 1,418    | 2,908   | 1,855,709    |
| Niagara         | 1,264                 | 1,972      | 672      | 1,300   | 532,052      |
| Oneida          | 1,323                 | 2,800      | 1,286    | 1,514   | 712,181      |
| Onondaga        | 2,252                 | 4,056      | 1,794    | 2,262   | 1,084,795    |
| Ontario         | 334                   | 464        | 130      | 334     | 192,392      |
| Orange          | 1,064                 | 2,060      | 917      | 1,143   | 937,743      |
| Orleans         | 258                   | 412        | 149      | 263     | 116,153      |
| Oswego          | 335                   | 546        | 217      | 329     | 172,399      |
| Otsego          | 109                   | 128        | 19       | 109     | 81,881       |
| Putnam          | 43                    | 49         | 6        | 43      | 32,974       |
| Rensselaer      | 509                   | 1,099      | 530      | 569     | 359,259      |
| Rockland        | 659                   | 1,203      | 496      | 707     | 363,826      |
| St. Lawrence    | 499                   | 888        | 329      | 559     | 216,380      |
| Saratoga        | 164                   | 177        | 24       | 153     | 115,187      |
| Schenectady     | 555                   | 918        | 361      | 557     | 375,986      |
| Schoharie       | 51                    | 56         | 5        | 51      | 28,726       |
| Schuyler        | 74                    | 117        | 31       | 86      | 34,246       |
| Seneca          | 48                    | 64         | 20       | 44      | 28,187       |
| Steuben         | 451                   | 709        | 249      | 460     | 203,612      |
| Suffolk         | 4,868                 | 6,769      | 1,986    | 4,783   | 3,136,609    |
| Sullivan        | 427                   | 637        | 192      | 445     | 293,787      |
| Tioga           | 141                   | 206        | 55       | 151     | 57,635       |
| Tompkins        | 446                   | 663        | 183      | 480     | 229,523      |
| Ulster          | 673                   | 975        | 281      | 694     | 554,810      |
| Warren          | 140                   | 158        | 18       | 140     | 106,592      |
| Washington      | 214                   | 239        | 36       | 203     | 152,786      |
| Wayne           | 298                   | 370        | 85       | 285     | 130,103      |
| Westchester     | 3,742                 | 6,477      | 2,582    | 3,895   | 3,423,847    |
| Wyoming         | 91                    | 129        | 37       | 92      | 40,623       |
| Yates           | 39                    | 58         | 24       | 34      | 16,256       |

\* Includes Federally Non-Participating Family Assistance cases (non-disabled two-parent FA cases).

\*\* Expenditures partially estimated.

Table 8  
**TEMPORARY ASSISTANCE BY FUNDING SOURCE**  
 Cases, Recipients and Expenditures by Local District  
 June 2008

| Local District | Total   |            |               | Federally Participating-TANF<br>Family Assistance and Safety Net FP |            |              | Federally Non-Participating<br>Safety Net Assistance-FNP<br>and Family Assistance-FNP |            |              |
|----------------|---------|------------|---------------|---|------------|--------------|---|------------|--------------|
|                | Cases   | Recipients | Expenditures  | Cases   | Recipients | Expenditures | Cases   | Recipients | Expenditures |
| New York State | 266,007 | 508,377    | \$151,511,700 | 109,342   | 243,038    | \$64,543,086 | 156,665   | 265,339    | \$86,968,614 |
| New York City* | 179,151 | 340,026    | 100,069,000   | 68,383  | 150,408    | 39,308,000   | 110,768   | 189,618    | 60,761,000   |
| Rest of State  | 86,856  | 168,351    | 51,442,700    | 40,959  | 92,630     | 25,235,086   | 45,897  | 75,721     | 26,207,614   |
| Albany         | 2,657   | 5,449      | 1,719,861     | 1,370   | 3,169      | 841,261      | 1,287   | 2,280      | 878,600      |
| Allegany       | 456     | 944        | 214,298       | 240   | 542        | 121,020      | 216   | 402        | 93,278       |
| Broome         | 2,516   | 4,721      | 1,292,672     | 1,207   | 2,633      | 650,578      | 1,309   | 2,088      | 642,094      |
| Cattaraugus    | 485     | 854        | 249,064       | 247   | 519        | 144,648      | 238   | 335        | 104,416      |
| Cayuga         | 444     | 862        | 219,578       | 240   | 559        | 118,582      | 204   | 303        | 100,996      |
| Chautauqua     | 1,819   | 3,761      | 922,462       | 940   | 2,148      | 529,352      | 879   | 1,613      | 393,110      |
| Chemung        | 1,141   | 2,315      | 554,723       | 620   | 1,410      | 304,543      | 521   | 905        | 250,180      |
| Chenango       | 296     | 524        | 137,748       | 171   | 361        | 85,922       | 125   | 163        | 51,826       |
| Clinton        | 936     | 1,685      | 467,890       | 492   | 1,063      | 254,486      | 444   | 622        | 213,404      |
| Columbia       | 361     | 677        | 219,038       | 196   | 449        | 114,279      | 165   | 228        | 104,759      |
| Cortland       | 477     | 948        | 245,864       | 248   | 589        | 134,554      | 229   | 359        | 111,310      |
| Delaware       | 172     | 294        | 91,757        | 100   | 208        | 58,295       | 72  | 86         | 33,462       |
| Dutchess       | 1,249   | 2,188      | 903,330       | 613   | 1,311      | 457,518      | 636   | 877        | 445,812      |
| Erie           | 11,547  | 23,606     | 5,410,398     | 5,468   | 12,641     | 2,787,431    | 6,079   | 10,965     | 2,622,967    |
| Essex          | 138     | 223        | 65,903        | 66  | 129        | 18,485       | 72  | 94         | 47,418       |
| Franklin       | 342     | 629        | 154,047       | 162   | 326        | 75,389       | 180   | 303        | 78,658       |
| Fulton         | 304     | 481        | 163,923       | 140   | 271        | 85,040       | 164   | 210        | 78,883       |
| Genesee        | 361     | 610        | 188,633       | 169   | 360        | 95,337       | 192   | 250        | 93,296       |
| Greene         | 392     | 736        | 187,861       | 166   | 405        | 82,106       | 226   | 331        | 105,755      |
| Hamilton       | 12      | 26         | 4,067         | 5   | 14         | 2,006        | 7   | 12         | 2,061        |
| Herkimer       | 386     | 644        | 172,579       | 220   | 432        | 100,410      | 166   | 212        | 72,169       |
| Jefferson      | 551     | 879        | 385,878       | 260   | 526        | 150,578      | 291   | 353        | 235,300      |
| Lewis          | 82      | 128        | 38,385        | 39  | 74         | 17,372       | 43  | 54         | 21,013       |
| Livingston     | 418     | 692        | 216,051       | 188   | 397        | 99,652       | 230   | 295        | 116,399      |
| Madison        | 254     | 459        | 139,535       | 152   | 340        | 85,924       | 102   | 119        | 53,611       |
| Monroe         | 14,321  | 28,761     | 7,334,829     | 6,246   | 14,657     | 3,488,165    | 8,075   | 14,104     | 3,846,664    |
| Montgomery     | 410     | 887        | 220,901       | 241   | 634        | 129,916      | 169   | 253        | 90,985       |
| Nassau         | 5,024   | 9,341      | 3,671,524     | 2,208   | 5,038      | 1,824,462    | 2,816   | 4,303      | 1,847,062    |
| Niagara        | 2,335   | 4,330      | 1,048,990     | 1,092   | 2,408      | 531,171      | 1,243   | 1,922      | 517,819      |
| Oneida         | 2,588   | 6,010      | 1,472,223     | 1,286   | 3,268      | 789,289      | 1,302   | 2,742      | 682,934      |
| Onondaga       | 4,764   | 9,602      | 2,414,355     | 2,530   | 5,594      | 1,344,143    | 2,234   | 4,008      | 1,070,212    |
| Ontario        | 666     | 1,165      | 354,823       | 339   | 719        | 170,731      | 327   | 446        | 184,092      |
| Orange         | 2,214   | 4,844      | 1,907,180     | 1,170   | 2,834      | 990,785      | 1,044   | 2,010      | 916,395      |
| Orleans        | 482     | 875        | 221,119       | 231   | 485        | 107,852      | 251   | 390        | 113,267      |
| Oswego         | 761     | 1,457      | 392,739       | 447   | 971        | 233,122      | 314   | 486        | 159,617      |
| Otsego         | 185     | 269        | 124,383       | 76  | 141        | 42,502       | 109   | 128        | 81,881       |
| Putnam         | 92      | 143        | 79,666        | 51  | 98         | 51,366       | 41  | 45         | 28,300       |
| Rensselaer     | 1,326   | 3,014      | 773,860       | 836   | 1,961      | 427,060      | 490   | 1,053      | 346,800      |
| Rockland       | 1,194   | 2,314      | 694,989       | 540   | 1,125      | 335,508      | 654   | 1,189      | 359,481      |
| St.Lawrence    | 1,014   | 2,025      | 459,484       | 522   | 1,163      | 246,076      | 492   | 862        | 213,408      |
| Saratoga       | 339     | 466        | 198,975       | 179   | 300        | 88,450       | 160   | 166        | 110,525      |
| Schenectady    | 1,190   | 2,389      | 716,869       | 639   | 1,482      | 342,627      | 551   | 907        | 374,242      |
| Schoharie      | 104     | 178        | 58,742        | 53  | 122        | 30,016       | 51  | 56         | 28,726       |
| Schuyler       | 142     | 274        | 64,014        | 68  | 157        | 29,768       | 74  | 117        | 34,246       |
| Seneca         | 119     | 210        | 70,089        | 73  | 150        | 42,458       | 46  | 60         | 27,631       |
| Steuben        | 774     | 1,409      | 363,452       | 327   | 708        | 162,365      | 447   | 701        | 201,087      |
| Suffolk        | 7,722   | 13,194     | 5,588,545     | 2,906   | 6,551      | 2,483,646    | 4,816   | 6,643      | 3,104,899    |
| Sullivan       | 832     | 1,573      | 600,924       | 415   | 962        | 315,070      | 417   | 611        | 285,854      |
| Tioga          | 326     | 592        | 144,254       | 186   | 391        | 87,108       | 140   | 201        | 57,146       |
| Tompkins       | 780     | 1,412      | 436,924       | 342   | 767        | 212,701      | 438   | 645        | 224,223      |
| Ulster         | 1,282   | 2,234      | 960,850       | 634   | 1,326      | 426,805      | 648   | 908        | 534,045      |
| Warren         | 262     | 403        | 211,786       | 127   | 258        | 108,508      | 135   | 145        | 103,278      |
| Washington     | 368     | 550        | 229,620       | 157   | 319        | 78,613       | 211   | 231        | 151,007      |
| Wayne          | 550     | 898        | 273,384       | 261   | 547        | 146,426      | 289   | 351        | 126,958      |
| Westchester    | 6,635   | 12,733     | 5,871,182     | 2,928   | 6,339      | 2,493,815    | 3,707   | 6,394      | 3,377,367    |
| Wyoming        | 168     | 297        | 73,072        | 78  | 170        | 32,642       | 90  | 127        | 40,430       |
| Yates          | 91      | 167        | 43,408        | 52  | 109        | 27,152       | 39  | 58         | 16,256       |

\* Expenditures partially estimated.

Table 9  
 TEMPORARY ASSISTANCE TO NEEDY FAMILIES (TANF)-FP BY PROGRAM  
 Cases, Recipients, Children, Adults and Expenditures by Local District  
 June 2008

| Local District | Family Assistance-FP |            |          |        |              | Safety Net Assistance-FP |            |          |        |              |
|----------------|----------------------|------------|----------|--------|--------------|--------------------------|------------|----------|--------|--------------|
|                | Cases                | Recipients | Children | Adults | Expenditures | Cases                    | Recipients | Children | Adults | Expenditures |
| New York State | 108,055              | 239,814    | 182,727  | 57,087 | \$63,799,180 | 1,287                    | 3,224      | 1,986    | 1,238  | \$743,906    |
| New York City* | 67,945               | 149,421    | 114,275  | 35,146 | 39,117,000   | 438                      | 987        | 681      | 306    | 191,000      |
| Rest of State  | 40,110               | 90,393     | 68,452   | 21,941 | 24,682,180   | 849                      | 2,237      | 1,305    | 932    | 552,906      |
| Albany         | 1,332                | 3,070      | 2,239    | 831    | 820,769      | 38                       | 99         | 62       | 37     | 20,492       |
| Allegany       | 238                  | 534        | 400      | 134    | 119,371      | 2                        | 8          | 5        | 3      | 1,649        |
| Broome         | 1,169                | 2,536      | 1,897    | 639    | 627,427      | 38                       | 97         | 54       | 43     | 23,151       |
| Cattaraugus    | 242                  | 503        | 415      | 88     | 142,213      | 5                        | 16         | 8        | 8      | 2,435        |
| Cayuga         | 231                  | 539        | 415      | 124    | 112,650      | 9                        | 20         | 12       | 8      | 5,932        |
| Chautauqua     | 933                  | 2,123      | 1,591    | 532    | 525,485      | 7                        | 25         | 18       | 7      | 3,867        |
| Chemung        | 606                  | 1,374      | 1,052    | 322    | 298,038      | 14                       | 36         | 20       | 16     | 6,505        |
| Chenango       | 170                  | 360        | 275      | 85     | 84,360       | 1                        | 1          | 0        | 1      | 1,562        |
| Clinton        | 485                  | 1,040      | 755      | 285    | 250,475      | 7                        | 23         | 14       | 9      | 4,011        |
| Columbia       | 191                  | 434        | 306      | 128    | 112,421      | 5                        | 15         | 9        | 6      | 1,858        |
| Cortland       | 246                  | 582        | 404      | 178    | 133,860      | 2                        | 7          | 4        | 3      | 694          |
| Delaware       | 99                   | 206        | 162      | 44     | 57,200       | 1                        | 2          | 1        | 1      | 1,095        |
| Dutchess       | 607                  | 1,293      | 995      | 298    | 452,512      | 6                        | 18         | 9        | 9      | 5,006        |
| Erie           | 5,293                | 12,200     | 9,342    | 2,858  | 2,699,688    | 175                      | 441        | 253      | 188    | 87,743       |
| Essex          | 65                   | 127        | 90       | 37     | 18,096       | 1                        | 2          | 2        | 0      | 389          |
| Franklin       | 160                  | 320        | 243      | 77     | 74,939       | 2                        | 6          | 3        | 3      | 450          |
| Fulton         | 140                  | 271        | 210      | 61     | 85,040       | 0                        | 0          | 0        | 0      | 0            |
| Genesee        | 160                  | 336        | 262      | 74     | 88,162       | 9                        | 24         | 17       | 7      | 7,175        |
| Greene         | 162                  | 392        | 283      | 109    | 79,999       | 4                        | 13         | 8        | 5      | 2,107        |
| Hamilton       | 5                    | 14         | 7        | 7      | 2,006        | 0                        | 0          | 0        | 0      | 0            |
| Herkimer       | 214                  | 418        | 319      | 99     | 97,924       | 6                        | 14         | 7        | 7      | 2,486        |
| Jefferson      | 250                  | 505        | 430      | 75     | 145,205      | 10                       | 21         | 9        | 12     | 5,373        |
| Lewis          | 38                   | 72         | 57       | 15     | 17,191       | 1                        | 2          | 1        | 1      | 181          |
| Livingston     | 181                  | 381        | 270      | 111    | 94,050       | 7                        | 16         | 8        | 8      | 5,602        |
| Madison        | 146                  | 323        | 250      | 73     | 81,867       | 6                        | 17         | 10       | 7      | 4,057        |
| Monroe         | 6,083                | 14,199     | 10,465   | 3,734  | 3,403,626    | 163                      | 458        | 272      | 186    | 84,539       |
| Montgomery     | 231                  | 598        | 429      | 169    | 122,440      | 10                       | 36         | 23       | 13     | 7,476        |
| Nassau         | 2,199                | 5,015      | 3,702    | 1,313  | 1,815,815    | 9                        | 23         | 15       | 8      | 8,647        |
| Niagara        | 1,071                | 2,358      | 1,739    | 619    | 516,938      | 21                       | 50         | 27       | 23     | 14,233       |
| Oneida         | 1,265                | 3,210      | 2,410    | 800    | 760,042      | 21                       | 58         | 32       | 26     | 29,247       |
| Onondaga       | 2,512                | 5,546      | 4,299    | 1,247  | 1,329,560    | 18                       | 48         | 27       | 21     | 14,583       |
| Ontario        | 332                  | 701        | 519      | 182    | 162,431      | 7                        | 18         | 10       | 8      | 8,300        |
| Orange         | 1,150                | 2,784      | 2,144    | 640    | 969,437      | 20                       | 50         | 31       | 19     | 21,348       |
| Orleans        | 224                  | 463        | 348      | 115    | 104,966      | 7                        | 22         | 13       | 9      | 2,886        |
| Oswego         | 426                  | 911        | 720      | 191    | 220,340      | 21                       | 60         | 42       | 18     | 12,782       |
| Otsego         | 76                   | 141        | 116      | 25     | 42,502       | 0                        | 0          | 0        | 0      | 0            |
| Putnam         | 49                   | 94         | 80       | 14     | 46,692       | 2                        | 4          | 2        | 2      | 4,674        |
| Rensselaer     | 817                  | 1,915      | 1,325    | 590    | 414,601      | 19                       | 46         | 25       | 21     | 12,459       |
| Rockland       | 535                  | 1,111      | 951      | 160    | 331,163      | 5                        | 14         | 9        | 5      | 4,345        |
| St.Lawrence    | 515                  | 1,137      | 833      | 304    | 243,104      | 7                        | 26         | 16       | 10     | 2,972        |
| Saratoga       | 175                  | 289        | 265      | 24     | 83,788       | 4                        | 11         | 5        | 6      | 4,662        |
| Schenectady    | 635                  | 1,471      | 1,171    | 300    | 340,883      | 4                        | 11         | 7        | 4      | 1,744        |
| Schoharie      | 53                   | 122        | 103      | 19     | 30,016       | 0                        | 0          | 0        | 0      | 0            |
| Schuyler       | 68                   | 157        | 114      | 43     | 29,768       | 0                        | 0          | 0        | 0      | 0            |
| Seneca         | 71                   | 146        | 113      | 33     | 41,902       | 2                        | 4          | 1        | 3      | 556          |
| Steuben        | 323                  | 700        | 527      | 173    | 159,840      | 4                        | 8          | 4        | 4      | 2,525        |
| Suffolk        | 2,854                | 6,425      | 4,958    | 1,467  | 2,451,936    | 52                       | 126        | 79       | 47     | 31,710       |
| Sullivan       | 405                  | 936        | 695      | 241    | 307,137      | 10                       | 26         | 16       | 10     | 7,933        |
| Tioga          | 185                  | 386        | 297      | 89     | 86,619       | 1                        | 5          | 3        | 2      | 489          |
| Tompkins       | 334                  | 749        | 523      | 226    | 207,401      | 8                        | 18         | 8        | 10     | 5,300        |
| Ulster         | 609                  | 1,259      | 924      | 335    | 406,040      | 25                       | 67         | 34       | 33     | 20,765       |
| Warren         | 122                  | 245        | 185      | 60     | 105,194      | 5                        | 13         | 8        | 5      | 3,314        |
| Washington     | 154                  | 311        | 247      | 64     | 76,834       | 3                        | 8          | 5        | 3      | 1,779        |
| Wayne          | 252                  | 528        | 420      | 108    | 143,281      | 9                        | 19         | 11       | 8      | 3,145        |
| Westchester    | 2,893                | 6,256      | 4,944    | 1,312  | 2,447,335    | 35                       | 83         | 45       | 38     | 46,480       |
| Wyoming        | 77                   | 168        | 132      | 36     | 32,449       | 1                        | 2          | 1        | 1      | 193          |
| Yates          | 52                   | 109        | 85       | 24     | 27,152       | 0                        | 0          | 0        | 0      | 0            |

\* Expenditures partially estimated.

Table 10  
 SAFETY NET ASSISTANCE-FNP AND FAMILY ASSISTANCE-FNP CASES  
 Cases, Recipients, Children, Adults and Expenditures by Local District  
 June 2008

| Local District | Safety Net Assistance and Family Assistance-FNP |            |          |         |              |
|----------------|---|------------|----------|---------|--------------|
|                | Cases   | Recipients | Children | Adults  | Expenditures |
| New York State | 156,665   | 265,339    | 103,181  | 162,158 | \$86,968,614 |
| New York City* | 110,768   | 189,618    | 74,600   | 115,018 | 60,761,000   |
| Rest of State  | 45,897  | 75,721     | 28,581   | 47,140  | 26,207,614   |
| Albany         | 1,287   | 2,280      | 942      | 1,338   | 878,600      |
| Allegany       | 216   | 402        | 169      | 233     | 93,278       |
| Broome         | 1,309   | 2,088      | 753      | 1,335   | 642,094      |
| Cattaraugus    | 238   | 335        | 96       | 239     | 104,416      |
| Cayuga         | 204   | 303        | 97       | 206     | 100,996      |
| Chautauqua     | 879   | 1,613      | 681      | 932     | 393,110      |
| Chemung        | 521   | 905        | 389      | 516     | 250,180      |
| Chenango       | 125   | 163        | 41       | 122     | 51,826       |
| Clinton        | 444   | 622        | 156      | 466     | 213,404      |
| Columbia       | 165   | 228        | 60       | 168     | 104,759      |
| Cortland       | 229   | 359        | 108      | 251     | 111,310      |
| Delaware       | 72  | 86         | 11       | 75      | 33,462       |
| Dutchess       | 636   | 877        | 256      | 621     | 445,812      |
| Erie           | 6,079   | 10,965     | 4,720    | 6,245   | 2,622,967    |
| Essex          | 72  | 94         | 18       | 76      | 47,418       |
| Franklin       | 180   | 303        | 106      | 197     | 78,658       |
| Fulton         | 164   | 210        | 35       | 175     | 78,883       |
| Genesee        | 192   | 250        | 64       | 186     | 93,296       |
| Greene         | 226   | 331        | 93       | 238     | 105,755      |
| Hamilton       | 7   | 12         | 4        | 8       | 2,061        |
| Herkimer       | 166   | 212        | 42       | 170     | 72,169       |
| Jefferson      | 291   | 353        | 55       | 298     | 235,300      |
| Lewis          | 43  | 54         | 16       | 38      | 21,013       |
| Livingston     | 230   | 295        | 59       | 236     | 116,399      |
| Madison        | 102   | 119        | 15       | 104     | 53,611       |
| Monroe         | 8,075   | 14,104     | 5,876    | 8,228   | 3,846,664    |
| Montgomery     | 169   | 253        | 63       | 190     | 90,985       |
| Nassau         | 2,816   | 4,303      | 1,403    | 2,900   | 1,847,062    |
| Niagara        | 1,243   | 1,922      | 645      | 1,277   | 517,819      |
| Oneida         | 1,302   | 2,742      | 1,254    | 1,488   | 682,934      |
| Onondaga       | 2,234   | 4,008      | 1,767    | 2,241   | 1,070,212    |
| Ontario        | 327   | 446        | 120      | 326     | 184,092      |
| Orange         | 1,044   | 2,010      | 886      | 1,124   | 916,395      |
| Orleans        | 251   | 390        | 136      | 254     | 113,267      |
| Oswego         | 314   | 486        | 175      | 311     | 159,617      |
| Otsego         | 109   | 128        | 19       | 109     | 81,881       |
| Putnam         | 41  | 45         | 4        | 41      | 28,300       |
| Rensselaer     | 490   | 1,053      | 505      | 548     | 346,800      |
| Rockland       | 654   | 1,189      | 487      | 702     | 359,481      |
| St. Lawrence   | 492   | 862        | 313      | 549     | 213,408      |
| Saratoga       | 160   | 166        | 19       | 147     | 110,525      |
| Schenectady    | 551   | 907        | 354      | 553     | 374,242      |
| Schoharie      | 51  | 56         | 5        | 51      | 28,726       |
| Schuyler       | 74  | 117        | 31       | 86      | 34,246       |
| Seneca         | 46  | 60         | 19       | 41      | 27,631       |
| Steuben        | 447   | 701        | 245      | 456     | 201,087      |
| Suffolk        | 4,816   | 6,643      | 1,907    | 4,736   | 3,104,899    |
| Sullivan       | 417   | 611        | 176      | 435     | 285,854      |
| Tioga          | 140   | 201        | 52       | 149     | 57,146       |
| Tompkins       | 438   | 645        | 175      | 470     | 224,223      |
| Ulster         | 648   | 908        | 247      | 661     | 534,045      |
| Warren         | 135   | 145        | 10       | 135     | 103,278      |
| Washington     | 211   | 231        | 31       | 200     | 151,007      |
| Wayne          | 289   | 351        | 74       | 277     | 126,958      |
| Westchester    | 3,707   | 6,394      | 2,537    | 3,857   | 3,377,367    |
| Wyoming        | 90  | 127        | 36       | 91      | 40,430       |
| Yates          | 39  | 58         | 24       | 34      | 16,256       |

\* Expenditures partially estimated.

Table 11  
**SAFETY NET ASSISTANCE-FNP BY MAINTENANCE OF EFFORT STATUS**  
(Maintenance of Effort (MOE) vs. Non-Maintenance of Effort (Non-MOE))  
Cases, Recipients, Children, Adults and Expenditures by Local District  
June 2008

| Local District  | Maintenance of Effort (MOE) |            |          |        |              | Non-Maintenance of Effort (Non-MOE)* |            |          |         |              |
|-----------------|-----------------------------|------------|----------|--------|--------------|--------------------------------------|------------|----------|---------|--------------|
|                 | Cases                       | Recipients | Children | Adults | Expenditures | Cases                                | Recipients | Children | Adults  | Expenditures |
| New York State  | 36,871                      | 117,978    | 83,392   | 34,586 | \$22,638,028 | 119,794                              | 147,361    | 19,789   | 127,572 | \$64,330,586 |
| New York City** | 28,952                      | 89,777     | 63,032   | 26,745 | 16,938,000   | 81,816                               | 99,841     | 11,568   | 88,273  | 43,823,000   |
| Rest of State   | 7,919                       | 28,201     | 20,360   | 7,841  | 5,700,028    | 37,978                               | 47,520     | 8,221    | 39,299  | 20,507,586   |
| Albany          | 274                         | 1,017      | 743      | 274    | 188,719      | 1,013                                | 1,263      | 199      | 1,064   | 689,881      |
| Allegany        | 21                          | 71         | 52       | 19     | 11,403       | 195                                  | 331        | 117      | 214     | 81,875       |
| Broome          | 220                         | 740        | 518      | 222    | 133,870      | 1,089                                | 1,348      | 235      | 1,113   | 508,224      |
| Cattaraugus     | 24                          | 80         | 56       | 24     | 13,725       | 214                                  | 255        | 40       | 215     | 90,691       |
| Cayuga          | 18                          | 70         | 50       | 20     | 7,729        | 186                                  | 233        | 47       | 186     | 93,267       |
| Chautauqua      | 195                         | 651        | 472      | 179    | 122,952      | 684                                  | 962        | 209      | 753     | 270,158      |
| Chemung         | 94                          | 339        | 259      | 80     | 55,632       | 427                                  | 566        | 130      | 436     | 194,548      |
| Chenango        | 6                           | 14         | 7        | 7      | 11,345       | 119                                  | 149        | 34       | 115     | 40,481       |
| Clinton         | 36                          | 126        | 86       | 40     | 20,829       | 408                                  | 496        | 70       | 426     | 192,575      |
| Columbia        | 14                          | 52         | 39       | 13     | 6,776        | 151                                  | 176        | 21       | 155     | 97,983       |
| Cortland        | 22                          | 86         | 60       | 26     | 13,791       | 207                                  | 273        | 48       | 225     | 97,519       |
| Delaware        | 1                           | 2          | 1        | 1      | 522          | 71                                   | 84         | 10       | 74      | 32,940       |
| Dutchess        | 56                          | 201        | 149      | 52     | 48,920       | 580                                  | 676        | 107      | 569     | 396,892      |
| Erie            | 1,337                       | 4,869      | 3,541    | 1,328  | 738,266      | 4,742                                | 6,096      | 1,179    | 4,917   | 1,884,701    |
| Essex           | 2                           | 4          | 2        | 2      | 304          | 70                                   | 90         | 16       | 74      | 47,114       |
| Franklin        | 19                          | 54         | 36       | 18     | 9,275        | 161                                  | 249        | 70       | 179     | 69,383       |
| Fulton          | 3                           | 8          | 6        | 2      | 2,658        | 161                                  | 202        | 29       | 173     | 76,225       |
| Genesee         | 15                          | 56         | 43       | 13     | 6,566        | 177                                  | 194        | 21       | 173     | 86,730       |
| Greene          | 22                          | 77         | 54       | 23     | 10,690       | 204                                  | 254        | 39       | 215     | 95,065       |
| Hamilton        | 0                           | 0          | 0        | 0      | 0            | 7                                    | 12         | 4        | 8       | 2,061        |
| Herkimer        | 12                          | 37         | 24       | 13     | 6,160        | 154                                  | 175        | 18       | 157     | 66,009       |
| Jefferson       | 11                          | 29         | 17       | 12     | 29,480       | 280                                  | 324        | 38       | 286     | 205,820      |
| Lewis           | 1                           | 2          | 1        | 1      | 687          | 42                                   | 52         | 15       | 37      | 20,326       |
| Livingston      | 20                          | 59         | 39       | 20     | 9,924        | 210                                  | 236        | 20       | 216     | 106,475      |
| Madison         | 3                           | 9          | 7        | 2      | 1,454        | 99                                   | 110        | 8        | 102     | 52,157       |
| Monroe          | 1,898                       | 6,865      | 4,924    | 1,941  | 1,131,995    | 6,177                                | 7,239      | 952      | 6,287   | 2,714,669    |
| Montgomery      | 13                          | 47         | 34       | 13     | 8,018        | 156                                  | 206        | 29       | 177     | 82,967       |
| Nassau          | 492                         | 1,617      | 1,128    | 489    | 421,928      | 2,324                                | 2,686      | 275      | 2,411   | 1,425,134    |
| Niagara         | 185                         | 655        | 460      | 195    | 98,530       | 1,058                                | 1,267      | 185      | 1,082   | 419,289      |
| Oneida          | 211                         | 810        | 598      | 212    | 140,666      | 1,091                                | 1,932      | 656      | 1,276   | 542,268      |
| Onondaga        | 394                         | 1,549      | 1,157    | 392    | 256,406      | 1,840                                | 2,459      | 610      | 1,849   | 813,806      |
| Ontario         | 32                          | 118        | 84       | 34     | 20,000       | 295                                  | 328        | 36       | 292     | 164,092      |
| Orange          | 191                         | 767        | 567      | 200    | 183,444      | 853                                  | 1,243      | 319      | 924     | 732,951      |
| Orleans         | 28                          | 104        | 76       | 28     | 18,787       | 223                                  | 286        | 60       | 226     | 94,480       |
| Oswego          | 29                          | 123        | 99       | 24     | 18,146       | 285                                  | 363        | 76       | 287     | 141,471      |
| Otsego          | 4                           | 14         | 10       | 4      | 1,695        | 105                                  | 114        | 9        | 105     | 80,186       |
| Putnam          | 0                           | 0          | 0        | 0      | 0            | 41                                   | 45         | 4        | 41      | 28,300       |
| Rensselaer      | 117                         | 428        | 308      | 120    | 81,353       | 373                                  | 625        | 197      | 428     | 265,447      |
| Rockland        | 52                          | 184        | 134      | 50     | 25,550       | 602                                  | 1,005      | 353      | 652     | 333,931      |
| St.Lawrence     | 50                          | 178        | 129      | 49     | 28,068       | 442                                  | 684        | 184      | 500     | 185,340      |
| Saratoga        | 1                           | 2          | 1        | 1      | 533          | 159                                  | 164        | 18       | 146     | 109,992      |
| Schenectady     | 100                         | 377        | 279      | 98     | 60,672       | 451                                  | 530        | 75       | 455     | 313,570      |
| Schoharie       | 0                           | 0          | 0        | 0      | 0            | 51                                   | 56         | 5        | 51      | 28,726       |
| Schuyler        | 4                           | 13         | 7        | 6      | 2,312        | 70                                   | 104        | 24       | 80      | 31,934       |
| Seneca          | 5                           | 14         | 9        | 5      | 3,201        | 41                                   | 46         | 10       | 36      | 24,430       |
| Steuben         | 68                          | 229        | 170      | 59     | 33,178       | 379                                  | 472        | 75       | 397     | 167,909      |
| Suffolk         | 533                         | 1,830      | 1,385    | 445    | 733,846      | 4,283                                | 4,813      | 522      | 4,291   | 2,371,053    |
| Sullivan        | 37                          | 138        | 100      | 38     | 23,580       | 380                                  | 473        | 76       | 397     | 262,274      |
| Tioga           | 13                          | 40         | 27       | 13     | 7,135        | 127                                  | 161        | 25       | 136     | 50,011       |
| Tompkins        | 52                          | 166        | 114      | 52     | 34,405       | 386                                  | 479        | 61       | 418     | 189,818      |
| Ulster          | 54                          | 200        | 143      | 57     | 32,386       | 594                                  | 708        | 104      | 604     | 501,659      |
| Warren          | 1                           | 4          | 3        | 1      | 309          | 134                                  | 141        | 7        | 134     | 102,969      |
| Washington      | 3                           | 10         | 7        | 3      | 1,209        | 208                                  | 221        | 24       | 197     | 149,798      |
| Wayne           | 17                          | 56         | 42       | 14     | 9,776        | 272                                  | 295        | 32       | 263     | 117,182      |
| Westchester     | 900                         | 2,984      | 2,085    | 899    | 866,810      | 2,807                                | 3,410      | 452      | 2,958   | 2,510,557    |
| Wyoming         | 6                           | 13         | 8        | 5      | 2,282        | 84                                   | 114        | 28       | 86      | 38,148       |
| Yates           | 3                           | 13         | 10       | 3      | 2,131        | 36                                   | 45         | 14       | 31      | 14,125       |

\* The Non-Maintenance of Effort category includes otherwise TANF eligible or otherwise SNA-MOE eligible non-disabled two-parent cases.

\*\* Expenditures partially estimated.

Table 12  
SAFETY NET ASSISTANCE-FNP-CASH TOTAL\*  
Cases, Recipients, Children, Adults and Expenditures by Local District  
June 2008

| Local District | Safety Net Assistance-FNP-Cash Total |            |          |          |              |
|----------------|--------------------------------------|------------|----------|----------|--------------|
|                | Cases                                | Recipients | Children | Adults   | Expenditures |
| New York State | See Note                             | See Note   | See Note | See Note | See Note     |
| New York City  | See Note                             | See Note   | See Note | See Note | See Note     |
| Rest of State  | 26,941                               | 35,831     | 7,698    | 28,133   | \$14,066,289 |
| Albany         | 674                                  | 882        | 166      | 716      | 448,189      |
| Allegany       | 153                                  | 277        | 106      | 171      | 58,316       |
| Broome         | 743                                  | 975        | 213      | 762      | 331,943      |
| Cattaraugus    | 151                                  | 203        | 48       | 155      | 68,270       |
| Cayuga         | 151                                  | 199        | 49       | 150      | 72,018       |
| Chautauqua     | 490                                  | 704        | 161      | 543      | 192,640      |
| Chemung        | 277                                  | 373        | 82       | 291      | 119,901      |
| Chenango       | 106                                  | 132        | 31       | 101      | 37,309       |
| Clinton        | 309                                  | 416        | 87       | 329      | 142,492      |
| Columbia       | 116                                  | 137        | 17       | 120      | 69,663       |
| Cortland       | 148                                  | 209        | 44       | 165      | 64,813       |
| Delaware       | 63                                   | 77         | 11       | 66       | 27,572       |
| Dutchess       | 357                                  | 473        | 120      | 353      | 231,843      |
| Erie           | 2,936                                | 4,616      | 1,506    | 3,110    | 1,182,351    |
| Essex          | 60                                   | 81         | 17       | 64       | 37,098       |
| Franklin       | 127                                  | 187        | 46       | 141      | 53,171       |
| Fulton         | 114                                  | 154        | 29       | 125      | 53,983       |
| Genesee        | 119                                  | 134        | 18       | 116      | 52,790       |
| Greene         | 168                                  | 221        | 42       | 179      | 70,029       |
| Hamilton       | 7                                    | 12         | 4        | 8        | 2,061        |
| Herkimer       | 114                                  | 131        | 12       | 119      | 45,522       |
| Jefferson      | 212                                  | 254        | 35       | 219      | 155,591      |
| Lewis          | 27                                   | 36         | 9        | 27       | 14,162       |
| Livingston     | 150                                  | 178        | 21       | 157      | 69,427       |
| Madison        | 72                                   | 83         | 7        | 76       | 33,106       |
| Monroe         | 4,350                                | 5,405      | 980      | 4,425    | 1,911,076    |
| Montgomery     | 116                                  | 157        | 22       | 135      | 54,167       |
| Nassau         | 1,751                                | 2,086      | 249      | 1,837    | 1,012,183    |
| Niagara        | 721                                  | 900        | 157      | 743      | 270,874      |
| Oneida         | 923                                  | 1,773      | 663      | 1,110    | 445,044      |
| Onondaga       | 1,634                                | 2,404      | 731      | 1,673    | 724,082      |
| Ontario        | 194                                  | 223        | 30       | 193      | 94,953       |
| Orange         | 573                                  | 821        | 197      | 624      | 491,820      |
| Orleans        | 160                                  | 219        | 55       | 164      | 66,056       |
| Oswego         | 192                                  | 264        | 65       | 199      | 84,882       |
| Otsego         | 92                                   | 102        | 8        | 94       | 72,505       |
| Putnam         | 19                                   | 23         | 3        | 20       | 8,400        |
| Rensselaer     | 278                                  | 483        | 156      | 327      | 174,559      |
| Rockland       | 328                                  | 396        | 64       | 332      | 160,553      |
| St. Lawrence   | 337                                  | 554        | 171      | 383      | 134,452      |
| Saratoga       | 106                                  | 111        | 18       | 93       | 60,652       |
| Schenectady    | 319                                  | 396        | 76       | 320      | 200,770      |
| Schoharie      | 43                                   | 48         | 5        | 43       | 22,406       |
| Schuyler       | 62                                   | 97         | 25       | 72       | 25,869       |
| Seneca         | 28                                   | 35         | 11       | 24       | 15,766       |
| Steuben        | 291                                  | 380        | 75       | 305      | 127,468      |
| Suffolk        | 3,308                                | 3,744      | 428      | 3,316    | 1,817,587    |
| Sullivan       | 260                                  | 352        | 75       | 277      | 194,627      |
| Tioga          | 110                                  | 156        | 37       | 119      | 41,889       |
| Tompkins       | 272                                  | 368        | 65       | 303      | 123,696      |
| Ulster         | 383                                  | 477        | 80       | 397      | 215,187      |
| Warren         | 90                                   | 97         | 7        | 90       | 60,571       |
| Washington     | 144                                  | 159        | 22       | 137      | 102,847      |
| Wayne          | 200                                  | 229        | 29       | 200      | 79,080       |
| Westchester    | 1,725                                | 2,103      | 275      | 1,828    | 1,603,545    |
| Wyoming        | 57                                   | 85         | 25       | 60       | 23,030       |
| Yates          | 31                                   | 40         | 13       | 27       | 11,433       |

Note: A breakout of Safety Net Assistance-FNP-Cash and Safety Net Assistance-FNP-Non-Cash data is not available for New York City.

\* Includes otherwise TANF non-disabled two-parent cases.

Table 13  
**SAFETY NET ASSISTANCE-FNP-CASH BY MAINTENANCE OF EFFORT STATUS**  
(Maintenance of Effort (MOE) vs. Non-Maintenance of Effort (Non-MOE))  
Cases, Recipients, Children, Adults and Expenditures by Local District  
June 2008

| Local District | Maintenance of Effort (MOE) |            |          |          |              | Non-Maintenance of Effort (Non-MOE)* |            |          |          |              |
|----------------|-----------------------------|------------|----------|----------|--------------|--------------------------------------|------------|----------|----------|--------------|
|                | Cases                       | Recipients | Children | Adults   | Expenditures | Cases                                | Recipients | Children | Adults   | Expenditures |
| New York State | See Note                    | See Note   | See Note | See Note | See Note     | See Note                             | See Note   | See Note | See Note | See Note     |
| New York City  | See Note                    | See Note   | See Note | See Note | See Note     | See Note                             | See Note   | See Note | See Note | See Note     |
| Rest of State  | 765                         | 2,552      | 1,763    | 789      | \$493,504    | 26,176                               | 33,279     | 5,935    | 27,344   | \$13,572,785 |
| Albany         | 15                          | 50         | 32       | 18       | 11,873       | 659                                  | 832        | 134      | 698      | 436,316      |
| Allegany       | 1                           | 7          | 6        | 1        | 547          | 152                                  | 270        | 100      | 170      | 57,769       |
| Broome         | 15                          | 44         | 27       | 17       | 9,136        | 728                                  | 931        | 186      | 745      | 322,807      |
| Cattaraugus    | 6                           | 20         | 14       | 6        | 3,420        | 145                                  | 183        | 34       | 149      | 64,850       |
| Cayuga         | 2                           | 7          | 5        | 2        | 1,296        | 149                                  | 192        | 44       | 148      | 70,722       |
| Chautauqua     | 10                          | 27         | 18       | 9        | 3,601        | 480                                  | 677        | 143      | 534      | 189,039      |
| Chemung        | 1                           | 4          | 3        | 1        | 694          | 276                                  | 369        | 79       | 290      | 119,207      |
| Chenango       | 0                           | 0          | 0        | 0        | 0            | 106                                  | 132        | 31       | 101      | 37,309       |
| Clinton        | 6                           | 27         | 19       | 8        | 3,492        | 303                                  | 389        | 68       | 321      | 139,000      |
| Columbia       | 1                           | 2          | 1        | 1        | 382          | 115                                  | 135        | 16       | 119      | 69,281       |
| Cortland       | 1                           | 6          | 4        | 2        | 49           | 147                                  | 203        | 40       | 163      | 64,764       |
| Delaware       | 1                           | 2          | 1        | 1        | 522          | 62                                   | 75         | 10       | 65       | 27,050       |
| Dutchess       | 10                          | 38         | 29       | 9        | 6,415        | 347                                  | 435        | 91       | 344      | 225,428      |
| Erie           | 228                         | 760        | 530      | 230      | 124,664      | 2,708                                | 3,856      | 976      | 2,880    | 1,057,687    |
| Essex          | 1                           | 2          | 1        | 1        | 200          | 59                                   | 79         | 16       | 63       | 36,898       |
| Franklin       | 0                           | 0          | 0        | 0        | 0            | 127                                  | 187        | 46       | 141      | 53,171       |
| Fulton         | 0                           | 0          | 0        | 0        | 0            | 114                                  | 154        | 29       | 125      | 53,983       |
| Genesee        | 0                           | 0          | 0        | 0        | 0            | 119                                  | 134        | 18       | 116      | 52,790       |
| Greene         | 2                           | 5          | 3        | 2        | 659          | 166                                  | 216        | 39       | 177      | 69,370       |
| Hamilton       | 0                           | 0          | 0        | 0        | 0            | 7                                    | 12         | 4        | 8        | 2,061        |
| Herkimer       | 0                           | 0          | 0        | 0        | 0            | 114                                  | 131        | 12       | 119      | 45,522       |
| Jefferson      | 4                           | 11         | 6        | 5        | 3,768        | 208                                  | 243        | 29       | 214      | 151,823      |
| Lewis          | 0                           | 0          | 0        | 0        | 0            | 27                                   | 36         | 9        | 27       | 14,162       |
| Livingston     | 2                           | 8          | 6        | 2        | 624          | 148                                  | 170        | 15       | 155      | 68,803       |
| Madison        | 0                           | 0          | 0        | 0        | 0            | 72                                   | 83         | 7        | 76       | 33,106       |
| Monroe         | 149                         | 503        | 344      | 159      | 89,784       | 4,201                                | 4,902      | 636      | 4,266    | 1,821,292    |
| Montgomery     | 2                           | 4          | 2        | 2        | 673          | 114                                  | 153        | 20       | 133      | 53,494       |
| Nassau         | 24                          | 68         | 42       | 26       | 20,456       | 1,727                                | 2,018      | 207      | 1,811    | 991,727      |
| Niagara        | 19                          | 57         | 38       | 19       | 9,919        | 702                                  | 843        | 119      | 724      | 260,955      |
| Oneida         | 37                          | 134        | 94       | 40       | 29,680       | 886                                  | 1,639      | 569      | 1,070    | 415,364      |
| Onondaga       | 91                          | 343        | 250      | 93       | 61,437       | 1,543                                | 2,061      | 481      | 1,580    | 662,645      |
| Ontario        | 0                           | 0          | 0        | 0        | 0            | 194                                  | 223        | 30       | 193      | 94,953       |
| Orange         | 18                          | 59         | 38       | 21       | 16,891       | 555                                  | 762        | 159      | 603      | 474,929      |
| Orleans        | 1                           | 2          | 1        | 1        | 491          | 159                                  | 217        | 54       | 163      | 65,565       |
| Oswego         | 3                           | 10         | 7        | 3        | 2,132        | 189                                  | 254        | 58       | 196      | 82,750       |
| Otsego         | 1                           | 4          | 3        | 1        | 276          | 91                                   | 98         | 5        | 93       | 72,229       |
| Putnam         | 0                           | 0          | 0        | 0        | 0            | 19                                   | 23         | 3        | 20       | 8,400        |
| Rensselaer     | 2                           | 4          | 3        | 1        | 953          | 276                                  | 479        | 153      | 326      | 173,606      |
| Rockland       | 4                           | 4          | 1        | 3        | 979          | 324                                  | 392        | 63       | 329      | 159,574      |
| St.Lawrence    | 10                          | 33         | 23       | 10       | 5,957        | 327                                  | 521        | 148      | 373      | 128,495      |
| Saratoga       | 0                           | 0          | 0        | 0        | 0            | 106                                  | 111        | 18       | 93       | 60,652       |
| Schenectady    | 5                           | 17         | 13       | 4        | 2,611        | 314                                  | 379        | 63       | 316      | 198,159      |
| Schoharie      | 0                           | 0          | 0        | 0        | 0            | 43                                   | 48         | 5        | 43       | 22,406       |
| Schuyler       | 1                           | 4          | 2        | 2        | 757          | 61                                   | 93         | 23       | 70       | 25,112       |
| Seneca         | 2                           | 4          | 2        | 2        | 1,663        | 26                                   | 31         | 9        | 22       | 14,103       |
| Steuben        | 8                           | 24         | 16       | 8        | 3,515        | 283                                  | 356        | 59       | 297      | 123,953      |
| Suffolk        | 40                          | 120        | 80       | 40       | 35,715       | 3,268                                | 3,624      | 348      | 3,276    | 1,781,872    |
| Sullivan       | 5                           | 18         | 13       | 5        | 3,621        | 255                                  | 334        | 62       | 272      | 191,006      |
| Tioga          | 4                           | 17         | 13       | 4        | 2,303        | 106                                  | 139        | 24       | 115      | 39,586       |
| Tompkins       | 3                           | 6          | 4        | 2        | 1,271        | 269                                  | 362        | 61       | 301      | 122,425      |
| Ulster         | 0                           | 0          | 0        | 0        | 0            | 383                                  | 477        | 80       | 397      | 215,187      |
| Warren         | 0                           | 0          | 0        | 0        | 0            | 90                                   | 97         | 7        | 90       | 60,571       |
| Washington     | 1                           | 3          | 2        | 1        | 668          | 143                                  | 156        | 20       | 136      | 102,179      |
| Wayne          | 3                           | 16         | 12       | 4        | 2,785        | 197                                  | 213        | 17       | 196      | 76,295       |
| Westchester    | 26                          | 78         | 55       | 23       | 27,625       | 1,699                                | 2,025      | 220      | 1,805    | 1,575,920    |
| Wyoming        | 0                           | 0          | 0        | 0        | 0            | 57                                   | 85         | 25       | 60       | 23,030       |
| Yates          | 0                           | 0          | 0        | 0        | 0            | 31                                   | 40         | 13       | 27       | 11,433       |

Note: Data from New York City does not allow the separation of Safety Net-FNP-Cash and Safety Net-FNP-Non-Cash data.

\*See Footnote on Table 11.

Table 14  
**SAFETY NET ASSISTANCE-FNP-NON-CASH TOTAL**  
Cases, Recipients, Children, Adults and Expenditures by Local District  
June 2008

| Local District | Safety Net Assistance-FNP-Non-Cash Total |            |          |          |              |
|----------------|--|------------|----------|----------|--------------|
|                | Cases                                    | Recipients | Children | Adults   | Expenditures |
| New York State | See Note                                 | See Note   | See Note | See Note | See Note     |
| New York City  | See Note                                 | See Note   | See Note | See Note | See Note     |
| Rest of State  | 18,956                                   | 39,890     | 20,883   | 19,007   | \$12,141,325 |
| Albany         | 613                                      | 1,398      | 776      | 622      | 430,411      |
| Allegany       | 63                                       | 125        | 63       | 62       | 34,962       |
| Broome         | 566                                      | 1,113      | 540      | 573      | 310,151      |
| Cattaraugus    | 87                                       | 132        | 48       | 84       | 36,146       |
| Cayuga         | 53                                       | 104        | 48       | 56       | 28,978       |
| Chautauqua     | 389                                      | 909        | 520      | 389      | 200,470      |
| Chemung        | 244                                      | 532        | 307      | 225      | 130,279      |
| Chenango       | 19                                       | 31         | 10       | 21       | 14,517       |
| Clinton        | 135                                      | 206        | 69       | 137      | 70,912       |
| Columbia       | 49                                       | 91         | 43       | 48       | 35,096       |
| Cortland       | 81                                       | 150        | 64       | 86       | 46,497       |
| Delaware       | 9  | 9          | 0        | 9        | 5,890        |
| Dutchess       | 279                                      | 404        | 136      | 268      | 213,969      |
| Erie           | 3,143                                    | 6,349      | 3,214    | 3,135    | 1,440,616    |
| Essex          | 12                                       | 13         | 1        | 12       | 10,320       |
| Franklin       | 53                                       | 116        | 60       | 56       | 25,487       |
| Fulton         | 50                                       | 56         | 6        | 50       | 24,900       |
| Genesee        | 73                                       | 116        | 46       | 70       | 40,506       |
| Greene         | 58                                       | 110        | 51       | 59       | 35,726       |
| Hamilton       | 0  | 0          | 0        | 0        | 0            |
| Herkimer       | 52                                       | 81         | 30       | 51       | 26,647       |
| Jefferson      | 79                                       | 99         | 20       | 79       | 79,709       |
| Lewis          | 16                                       | 18         | 7        | 11       | 6,851        |
| Livingston     | 80                                       | 117        | 38       | 79       | 46,972       |
| Madison        | 30                                       | 36         | 8        | 28       | 20,505       |
| Monroe         | 3,725                                    | 8,699      | 4,896    | 3,803    | 1,935,588    |
| Montgomery     | 53                                       | 96         | 41       | 55       | 36,818       |
| Nassau         | 1,065                                    | 2,217      | 1,154    | 1,063    | 834,879      |
| Niagara        | 522                                      | 1,022      | 488      | 534      | 246,945      |
| Oneida         | 379                                      | 969        | 591      | 378      | 237,890      |
| Onondaga       | 600                                      | 1,604      | 1,036    | 568      | 346,130      |
| Ontario        | 133                                      | 223        | 90       | 133      | 89,139       |
| Orange         | 471                                      | 1,189      | 689      | 500      | 424,575      |
| Orleans        | 91                                       | 171        | 81       | 90       | 47,211       |
| Oswego         | 122                                      | 222        | 110      | 112      | 74,735       |
| Otsego         | 17                                       | 26         | 11       | 15       | 9,376        |
| Putnam         | 22                                       | 22         | 1        | 21       | 19,900       |
| Rensselaer     | 212                                      | 570        | 349      | 221      | 172,241      |
| Rockland       | 326                                      | 793        | 423      | 370      | 198,928      |
| St.Lawrence    | 155                                      | 308        | 142      | 166      | 78,956       |
| Saratoga       | 54                                       | 55         | 1        | 54       | 49,873       |
| Schenectady    | 232                                      | 511        | 278      | 233      | 173,472      |
| Schoharie      | 8  | 8          | 0        | 8        | 6,320        |
| Schuyler       | 12                                       | 20         | 6        | 14       | 8,377        |
| Seneca         | 18                                       | 25         | 8        | 17       | 11,865       |
| Steuben        | 156                                      | 321        | 170      | 151      | 73,619       |
| Suffolk        | 1,508                                    | 2,899      | 1,479    | 1,420    | 1,287,312    |
| Sullivan       | 157                                      | 259        | 101      | 158      | 91,227       |
| Tioga          | 30                                       | 45         | 15       | 30       | 15,257       |
| Tompkins       | 166                                      | 277        | 110      | 167      | 100,527      |
| Ulster         | 265                                      | 431        | 167      | 264      | 318,858      |
| Warren         | 45                                       | 48         | 3        | 45       | 42,707       |
| Washington     | 67                                       | 72         | 9        | 63       | 48,160       |
| Wayne          | 89                                       | 122        | 45       | 77       | 47,878       |
| Westchester    | 1,982                                    | 4,291      | 2,262    | 2,029    | 1,773,822    |
| Wyoming        | 33                                       | 42         | 11       | 31       | 17,400       |
| Yates          | 8  | 18         | 11       | 7        | 4,823        |

Note: A breakout of Safety Net Assistance-FNP-Cash and Safety Net Assistance-FNP-Non-Cash data is not available for New York City.



Table 15  
**SAFETY NET ASSISTANCE-FNP-NON-CASH BY MAINTENANCE OF EFFORT STATUS**  
(Maintenance of Effort (MOE) vs. Non-Maintenance of Effort (Non-MOE))  
Cases, Recipients, Children, Adults and Expenditures by Local District  
June 2008

| Local District | Maintenance of Effort (MOE) |            |          |          |              | Non-Maintenance of Effort (Non-MOE)* |            |          |          |              |
|----------------|-----------------------------|------------|----------|----------|--------------|--------------------------------------|------------|----------|----------|--------------|
|                | Cases                       | Recipients | Children | Adults   | Expenditures | Cases                                | Recipients | Children | Adults   | Expenditures |
| New York State | See Note                    | See Note   | See Note | See Note | See Note     | See Note                             | See Note   | See Note | See Note | See Note     |
| New York City  | See Note                    | See Note   | See Note | See Note | See Note     | See Note                             | See Note   | See Note | See Note | See Note     |
| Rest of State  | 7,154                       | 25,649     | 18,597   | 7,052    | \$5,206,524  | 11,802                               | 14,241     | 2,286    | 11,955   | \$6,934,801  |
| Albany         | 259                         | 967        | 711      | 256      | 176,846      | 354                                  | 431        | 65       | 366      | 253,565      |
| Allegany       | 20                          | 64         | 46       | 18       | 10,856       | 43                                   | 61         | 17       | 44       | 24,106       |
| Broome         | 205                         | 696        | 491      | 205      | 124,734      | 361                                  | 417        | 49       | 368      | 185,417      |
| Cattaraugus    | 18                          | 60         | 42       | 18       | 10,305       | 69                                   | 72         | 6        | 66       | 25,841       |
| Cayuga         | 16                          | 63         | 45       | 18       | 6,433        | 37                                   | 41         | 3        | 38       | 22,545       |
| Chautauqua     | 185                         | 624        | 454      | 170      | 119,351      | 204                                  | 285        | 66       | 219      | 81,119       |
| Chemung        | 93                          | 335        | 256      | 79       | 54,938       | 151                                  | 197        | 51       | 146      | 75,341       |
| Chenango       | 6                           | 14         | 7        | 7        | 11,345       | 13                                   | 17         | 3        | 14       | 3,172        |
| Clinton        | 30                          | 99         | 67       | 32       | 17,337       | 105                                  | 107        | 2        | 105      | 53,575       |
| Columbia       | 13                          | 50         | 38       | 12       | 6,394        | 36                                   | 41         | 5        | 36       | 28,702       |
| Cortland       | 21                          | 80         | 56       | 24       | 13,742       | 60                                   | 70         | 8        | 62       | 32,755       |
| Delaware       |                             | 0          |          |          |              | 9                                    | 9          | 0        | 9        | 5,890        |
| Dutchess       | 46                          | 163        | 120      | 43       | 42,505       | 233                                  | 241        | 16       | 225      | 171,464      |
| Erie           | 1,109                       | 4,109      | 3,011    | 1,098    | 613,602      | 2,034                                | 2,240      | 203      | 2,037    | 827,014      |
| Essex          | 1                           | 2          | 1        | 1        | 104          | 11                                   | 11         | 0        | 11       | 10,216       |
| Franklin       | 19                          | 54         | 36       | 18       | 9,275        | 34                                   | 62         | 24       | 38       | 16,212       |
| Fulton         | 3                           | 8          | 6        | 2        | 2,658        | 47                                   | 48         | 0        | 48       | 22,242       |
| Genesee        | 15                          | 56         | 43       | 13       | 6,566        | 58                                   | 60         | 3        | 57       | 33,940       |
| Greene         | 20                          | 72         | 51       | 21       | 10,031       | 38                                   | 38         | 0        | 38       | 25,695       |
| Hamilton       |                             | 0          |          |          |              |                                      | 0          |          |          |              |
| Herkimer       | 12                          | 37         | 24       | 13       | 6,160        | 40                                   | 44         | 6        | 38       | 20,487       |
| Jefferson      | 7                           | 18         | 11       | 7        | 25,712       | 72                                   | 81         | 9        | 72       | 53,997       |
| Lewis          | 1                           | 2          | 1        | 1        | 687          | 15                                   | 16         | 6        | 10       | 6,164        |
| Livingston     | 18                          | 51         | 33       | 18       | 9,300        | 62                                   | 66         | 5        | 61       | 37,672       |
| Madison        | 3                           | 9          | 7        | 2        | 1,454        | 27                                   | 27         | 1        | 26       | 19,051       |
| Monroe         | 1,749                       | 6,362      | 4,580    | 1,782    | 1,042,211    | 1,976                                | 2,337      | 316      | 2,021    | 893,377      |
| Montgomery     | 11                          | 43         | 32       | 11       | 7,345        | 42                                   | 53         | 9        | 44       | 29,473       |
| Nassau         | 468                         | 1,549      | 1,086    | 463      | 401,472      | 597                                  | 668        | 68       | 600      | 433,407      |
| Niagara        | 166                         | 598        | 422      | 176      | 88,611       | 356                                  | 424        | 66       | 358      | 158,334      |
| Oneida         | 174                         | 676        | 504      | 172      | 110,986      | 205                                  | 293        | 87       | 206      | 126,904      |
| Onondaga       | 303                         | 1,206      | 907      | 299      | 194,969      | 297                                  | 398        | 129      | 269      | 151,161      |
| Ontario        | 32                          | 118        | 84       | 34       | 20,000       | 101                                  | 105        | 6        | 99       | 69,139       |
| Orange         | 173                         | 708        | 529      | 179      | 166,553      | 298                                  | 481        | 160      | 321      | 258,022      |
| Orleans        | 27                          | 102        | 75       | 27       | 18,296       | 64                                   | 69         | 6        | 63       | 28,915       |
| Oswego         | 26                          | 113        | 92       | 21       | 16,014       | 96                                   | 109        | 18       | 91       | 58,721       |
| Otsego         | 3                           | 10         | 7        | 3        | 1,419        | 14                                   | 16         | 4        | 12       | 7,957        |
| Putnam         |                             | 0          |          |          |              | 22                                   | 22         | 1        | 21       | 19,900       |
| Rensselaer     | 115                         | 424        | 305      | 119      | 80,400       | 97                                   | 146        | 44       | 102      | 91,841       |
| Rockland       | 48                          | 180        | 133      | 47       | 24,571       | 278                                  | 613        | 290      | 323      | 174,357      |
| St.Lawrence    | 40                          | 145        | 106      | 39       | 22,111       | 115                                  | 163        | 36       | 127      | 56,845       |
| Saratoga       | 1                           | 2          | 1        | 1        | 533          | 53                                   | 53         | 0        | 53       | 49,340       |
| Schenectady    | 95                          | 360        | 266      | 94       | 58,061       | 137                                  | 151        | 12       | 139      | 115,411      |
| Schoharie      |                             | 0          |          |          |              | 8                                    | 8          | 0        | 8        | 6,320        |
| Schuyler       | 3                           | 9          | 5        | 4        | 1,555        | 9                                    | 11         | 1        | 10       | 6,822        |
| Seneca         | 3                           | 10         | 7        | 3        | 1,538        | 15                                   | 15         | 1        | 14       | 10,327       |
| Steuben        | 60                          | 205        | 154      | 51       | 29,663       | 96                                   | 116        | 16       | 100      | 43,956       |
| Suffolk        | 493                         | 1,710      | 1,305    | 405      | 698,131      | 1,015                                | 1,189      | 174      | 1,015    | 589,181      |
| Sullivan       | 32                          | 120        | 87       | 33       | 19,959       | 125                                  | 139        | 14       | 125      | 71,268       |
| Tioga          | 9                           | 23         | 14       | 9        | 4,832        | 21                                   | 22         | 1        | 21       | 10,425       |
| Tompkins       | 49                          | 160        | 110      | 50       | 33,134       | 117                                  | 117        | 0        | 117      | 67,393       |
| Ulster         | 54                          | 200        | 143      | 57       | 32,386       | 211                                  | 231        | 24       | 207      | 286,472      |
| Warren         | 1                           | 4          | 3        | 1        | 309          | 44                                   | 44         | 0        | 44       | 42,398       |
| Washington     | 2                           | 7          | 5        | 2        | 541          | 65                                   | 65         | 4        | 61       | 47,619       |
| Wayne          | 14                          | 40         | 30       | 10       | 6,991        | 75                                   | 82         | 15       | 67       | 40,887       |
| Westchester    | 874                         | 2,906      | 2,030    | 876      | 839,185      | 1,108                                | 1,385      | 232      | 1,153    | 934,637      |
| Wyoming        | 6                           | 13         | 8        | 5        | 2,282        | 27                                   | 29         | 3        | 26       | 15,118       |
| Yates          | 3                           | 13         | 10       | 3        | 2,131        | 5                                    | 5          | 1        | 4        | 2,692        |

Note: Data from New York City does not allow the separation of Safety Net-FNP-Cash and Safety Net-FNP-Non-Cash data.

\*Includes Non-Disabled two-parent cases otherwise SNA-MOE.

Table 16  
**FOOD STAMPS**  
 Households, Persons and Value of Food Stamps Benefits by Local District  
 June 2008

| Local District | Total      |           |                      | Temporary Assistance |         |                      | Non-Temporary Assistance |           |                      |
|----------------|------------|-----------|----------------------|----------------------|---------|----------------------|--------------------------|-----------|----------------------|
|                | Households | Persons   | Food Stamps Benefits | Households           | Persons | Food Stamps Benefits | Households               | Persons   | Food Stamps Benefits |
| New York State | 1,064,207  | 2,004,511 | \$222,658,455        | 566,345              | 864,249 | \$100,421,315        | 497,862                  | 1,140,262 | \$122,237,140        |
| New York City  | 678,260    | 1,241,610 | 146,322,426          | 403,847              | 634,205 | 75,353,828           | 274,413                  | 607,405   | 70,968,598           |
| Rest of State  | 385,947    | 762,901   | 76,336,029           | 162,498              | 230,044 | 25,067,487           | 223,449                  | 532,857   | 51,268,542           |
| Albany         | 11,352     | 21,841    | 2,197,914            | 5,052                | 7,251   | 796,273              | 6,300                    | 14,590    | 1,401,641            |
| Allegany       | 2,380      | 4,799     | 435,847              | 1,026                | 1,425   | 153,449              | 1,354                    | 3,374     | 282,398              |
| Broome         | 10,569     | 20,519    | 2,122,295            | 4,604                | 6,460   | 777,893              | 5,965                    | 14,059    | 1,344,402            |
| Cattaraugus    | 3,847      | 7,701     | 674,511              | 1,361                | 1,636   | 159,259              | 2,486                    | 6,065     | 515,252              |
| Cayuga         | 3,283      | 7,033     | 678,174              | 1,027                | 1,354   | 142,472              | 2,256                    | 5,679     | 535,702              |
| Chautauqua     | 8,092      | 16,770    | 1,667,461            | 3,069                | 4,657   | 522,747              | 5,023                    | 12,113    | 1,144,714            |
| Chemung        | 5,071      | 10,471    | 1,037,303            | 2,098                | 3,013   | 323,024              | 2,973                    | 7,458     | 714,279              |
| Chenango       | 2,581      | 5,433     | 525,067              | 726                  | 922     | 94,467               | 1,855                    | 4,511     | 430,600              |
| Clinton        | 4,568      | 8,339     | 806,219              | 2,000                | 2,637   | 287,401              | 2,568                    | 5,702     | 518,818              |
| Columbia       | 1,827      | 3,212     | 309,778              | 790                  | 1,012   | 108,674              | 1,037                    | 2,200     | 201,104              |
| Cortland       | 2,316      | 4,604     | 434,225              | 876                  | 1,190   | 129,883              | 1,440                    | 3,414     | 304,342              |
| Delaware       | 1,801      | 3,361     | 297,886              | 687                  | 771     | 71,826               | 1,114                    | 2,590     | 226,060              |
| Dutchess       | 6,715      | 12,321    | 1,268,376            | 2,616                | 3,323   | 369,736              | 4,099                    | 8,998     | 898,640              |
| Erie           | 52,903     | 104,693   | 10,522,834           | 21,142               | 31,271  | 3,396,692            | 31,761                   | 73,422    | 7,126,142            |
| Essex          | 1,236      | 2,094     | 179,199              | 551                  | 630     | 49,616               | 685                      | 1,464     | 129,583              |
| Franklin       | 2,500      | 4,839     | 450,871              | 959                  | 1,219   | 114,863              | 1,541                    | 3,620     | 336,008              |
| Fulton         | 3,221      | 6,518     | 641,600              | 1,026                | 1,150   | 114,332              | 2,195                    | 5,368     | 527,268              |
| Genesee        | 2,137      | 4,268     | 404,593              | 730                  | 889     | 97,573               | 1,407                    | 3,379     | 307,020              |
| Greene         | 1,951      | 3,560     | 350,071              | 874                  | 1,174   | 133,650              | 1,077                    | 2,386     | 216,421              |
| Hamilton       | 169        | 250       | 17,709               | 27                   | 40      | 3,320                | 142                      | 210       | 14,389               |
| Herkimer       | 3,395      | 6,869     | 649,069              | 1,012                | 1,227   | 131,605              | 2,383                    | 5,642     | 517,464              |
| Jefferson      | 5,043      | 10,021    | 895,086              | 1,719                | 1,963   | 176,192              | 3,324                    | 8,058     | 718,894              |
| Lewis          | 1,193      | 2,377     | 201,615              | 338                  | 402     | 33,772               | 855                      | 1,975     | 167,843              |
| Livingston     | 2,379      | 4,470     | 428,374              | 742                  | 953     | 106,880              | 1,637                    | 3,517     | 321,494              |
| Madison        | 2,625      | 5,502     | 527,232              | 774                  | 936     | 94,675               | 1,851                    | 4,566     | 432,557              |
| Monroe         | 40,066     | 80,239    | 8,180,377            | 20,036               | 32,222  | 3,642,427            | 20,030                   | 48,017    | 4,537,950            |
| Montgomery     | 3,075      | 6,712     | 658,786              | 1,000                | 1,343   | 134,602              | 2,075                    | 5,369     | 524,184              |
| Nassau         | 18,571     | 29,916    | 3,340,976            | 10,953               | 15,159  | 1,814,260            | 7,618                    | 14,757    | 1,526,716            |
| Niagara        | 10,370     | 19,961    | 1,998,953            | 4,164                | 5,788   | 638,009              | 6,206                    | 14,173    | 1,360,944            |
| Oneida         | 13,063     | 26,941    | 2,643,165            | 5,050                | 7,587   | 811,470              | 8,013                    | 19,354    | 1,831,695            |
| Onondaga       | 20,849     | 44,109    | 4,428,592            | 8,209                | 11,914  | 1,304,524            | 12,640                   | 32,195    | 3,124,068            |
| Ontario        | 3,437      | 6,405     | 607,490              | 1,261                | 1,692   | 185,418              | 2,176                    | 4,713     | 422,072              |
| Orange         | 10,437     | 25,217    | 2,658,142            | 3,990                | 6,081   | 691,704              | 6,447                    | 19,136    | 1,966,438            |
| Orleans        | 1,963      | 4,049     | 385,147              | 689                  | 991     | 112,451              | 1,274                    | 3,058     | 272,696              |
| Oswego         | 5,300      | 12,330    | 1,199,658            | 1,644                | 2,288   | 239,525              | 3,656                    | 10,042    | 960,133              |
| Otsego         | 1,910      | 3,703     | 344,012              | 645                  | 696     | 69,111               | 1,265                    | 3,007     | 274,901              |
| Putnam         | 761        | 1,028     | 87,717               | 385                  | 427     | 37,554               | 376                      | 601       | 50,163               |
| Rensselaer     | 6,303      | 12,893    | 1,305,903            | 2,393                | 3,802   | 420,486              | 3,910                    | 9,091     | 885,417              |
| Rockland       | 7,967      | 23,619    | 2,415,673            | 2,608                | 3,668   | 353,595              | 5,359                    | 19,951    | 2,062,078            |
| St.Lawrence    | 5,336      | 11,100    | 1,047,118            | 2,110                | 2,910   | 308,885              | 3,226                    | 8,190     | 738,233              |
| Saratoga       | 4,847      | 8,972     | 837,517              | 1,441                | 1,543   | 152,411              | 3,406                    | 7,429     | 685,106              |
| Schenectady    | 6,688      | 13,725    | 1,371,737            | 2,764                | 3,757   | 402,579              | 3,924                    | 9,968     | 969,158              |
| Schoharie      | 1,175      | 2,224     | 204,903              | 372                  | 413     | 39,008               | 803                      | 1,811     | 165,895              |
| Schuyler       | 780        | 1,567     | 141,961              | 294                  | 390     | 39,387               | 486                      | 1,177     | 102,574              |
| Seneca         | 1,055      | 1,909     | 170,218              | 363                  | 439     | 40,945               | 692                      | 1,470     | 129,273              |
| Steuben        | 3,813      | 7,916     | 710,600              | 1,583                | 2,178   | 212,795              | 2,230                    | 5,738     | 497,805              |
| Suffolk        | 26,247     | 44,746    | 4,676,589            | 13,438               | 17,943  | 1,937,182            | 12,809                   | 26,803    | 2,739,407            |
| Sullivan       | 3,688      | 7,136     | 659,736              | 1,655                | 2,147   | 209,953              | 2,033                    | 4,989     | 449,783              |
| Tioga          | 1,892      | 4,107     | 397,094              | 646                  | 856     | 94,077               | 1,246                    | 3,251     | 303,017              |
| Tompkins       | 3,215      | 6,090     | 601,671              | 1,355                | 1,849   | 194,142              | 1,860                    | 4,241     | 407,529              |
| Ulster         | 5,810      | 10,557    | 1,041,596            | 2,656                | 3,529   | 375,782              | 3,154                    | 7,028     | 665,814              |
| Warren         | 2,417      | 4,493     | 426,272              | 931                  | 1,030   | 102,550              | 1,486                    | 3,463     | 323,722              |
| Washington     | 2,453      | 4,814     | 456,579              | 817                  | 939     | 100,716              | 1,636                    | 3,875     | 355,863              |
| Wayne          | 3,566      | 6,673     | 627,749              | 1,348                | 1,631   | 175,685              | 2,218                    | 5,042     | 452,064              |
| Westchester    | 23,647     | 43,811    | 4,619,335            | 11,217               | 16,513  | 1,751,194            | 12,430                   | 27,298    | 2,868,141            |
| Wyoming        | 1,087      | 2,118     | 190,767              | 376                  | 470     | 49,290               | 711                      | 1,648     | 141,477              |
| Yates          | 1,005      | 1,956     | 176,687              | 279                  | 344     | 35,496               | 726                      | 1,612     | 141,191              |

Note: Food Stamps households containing only SSI recipients are counted as TA in accordance with Federal reporting requirements.

Table 17  
**SUPPLEMENTAL SECURITY INCOME**  
 Recipients, Total Program Expenditures, Federal and State Shares, by Local District  
 June 2008

| Local District  | Expenditures |               |               |              |
|-----------------|--------------|---------------|---------------|--------------|
|                 | Recipients   | Total         | Federal       | State        |
| New York State* | 657,348      | \$354,730,917 | \$301,948,182 | \$52,782,735 |
| New York City   | 410,314      | 225,364,836   | 194,950,592   | 30,414,244   |
| Rest of State   | 238,970      | 126,117,159   | 104,780,063   | 21,337,096   |
| Albany          | 6,808        | 3,630,147     | 3,011,430     | 618,717      |
| Allegany        | 1,520        | 759,617       | 630,822       | 128,795      |
| Broome          | 6,089        | 3,328,551     | 2,840,221     | 488,330      |
| Cattaraugus     | 2,452        | 1,273,146     | 1,062,815     | 210,331      |
| Cayuga          | 1,854        | 1,009,156     | 815,102       | 194,054      |
| Chautauqua      | 4,403        | 2,493,272     | 2,092,467     | 400,805      |
| Chemung         | 3,204        | 1,646,177     | 1,390,884     | 255,293      |
| Chenango        | 1,552        | 750,505       | 653,741       | 96,764       |
| Clinton         | 2,783        | 1,432,310     | 1,199,872     | 232,438      |
| Columbia        | 1,503        | 780,845       | 613,869       | 166,976      |
| Cortland        | 1,211        | 605,027       | 508,802       | 96,225       |
| Delaware        | 1,224        | 548,071       | 454,451       | 93,620       |
| Dutchess        | 4,698        | 2,496,454     | 1,918,087     | 578,367      |
| Erie            | 26,993       | 14,928,158    | 12,630,259    | 2,297,899    |
| Essex           | 994          | 505,841       | 386,692       | 119,149      |
| Franklin        | 1,643        | 815,397       | 672,859       | 142,538      |
| Fulton          | 1,877        | 964,856       | 783,814       | 181,042      |
| Genesee         | 1,069        | 551,158       | 442,582       | 108,576      |
| Greene          | 1,249        | 639,427       | 537,020       | 102,407      |
| Hamilton        | 68           | 25,568        | 21,127        | 4,441        |
| Herkimer        | 1,686        | 848,187       | 710,050       | 138,137      |
| Jefferson       | 2,876        | 1,448,556     | 1,218,232     | 230,324      |
| Lewis           | 652          | 344,996       | 294,392       | 50,604       |
| Livingston      | 1,053        | 554,887       | 473,331       | 81,556       |
| Madison         | 1,331        | 626,001       | 511,662       | 114,339      |
| Monroe          | 21,198       | 12,052,643    | 10,284,666    | 1,767,977    |
| Montgomery      | 1,648        | 885,407       | 732,117       | 153,290      |
| Nassau          | 17,501       | 8,737,323     | 7,150,127     | 1,587,196    |
| Niagara         | 5,365        | 2,945,506     | 2,446,384     | 499,122      |
| Oneida          | 7,706        | 4,146,332     | 3,529,367     | 616,965      |
| Onondaga        | 13,224       | 7,319,880     | 6,287,823     | 1,032,057    |
| Ontario         | 1,714        | 874,384       | 730,342       | 144,042      |
| Orange          | 6,288        | 3,124,652     | 2,583,394     | 541,258      |
| Orleans         | 938          | 485,939       | 410,856       | 75,083       |
| Oswego          | 3,230        | 1,761,258     | 1,532,420     | 228,838      |
| Otsego          | 1,358        | 687,997       | 554,537       | 133,460      |
| Putnam          | 829          | 389,443       | 293,347       | 96,096       |
| Rensselaer      | 3,608        | 1,897,919     | 1,558,395     | 339,524      |
| Rockland        | 4,599        | 2,359,524     | 1,748,108     | 611,416      |
| St. Lawrence    | 3,832        | 1,987,923     | 1,694,648     | 293,275      |
| Saratoga        | 2,714        | 1,332,606     | 1,092,734     | 239,872      |
| Schenectady     | 4,612        | 2,374,863     | 2,004,544     | 370,319      |
| Schoharie       | 724          | 373,904       | 293,069       | 80,835       |
| Schuyler        | 448          | 234,010       | 189,181       | 44,829       |
| Seneca          | 678          | 349,712       | 294,392       | 55,320       |
| Steuben         | 3,122        | 1,717,750     | 1,481,099     | 236,651      |
| Suffolk         | 20,881       | 10,703,161    | 8,573,074     | 2,130,087    |
| Sullivan        | 2,529        | 1,327,650     | 1,027,153     | 300,497      |
| Tioga           | 1,131        | 582,268       | 503,812       | 78,456       |
| Tompkins        | 1,673        | 858,677       | 708,447       | 150,230      |
| Ulster          | 4,040        | 2,138,302     | 1,751,225     | 387,077      |
| Warren          | 1,560        | 728,233       | 600,853       | 127,380      |
| Washington      | 1,522        | 741,629       | 610,396       | 131,233      |
| Wayne           | 1,998        | 1,013,484     | 853,341       | 160,143      |
| Westchester     | 16,341       | 8,335,755     | 6,851,446     | 1,484,309    |
| Wyoming         | 659          | 383,452       | 319,211       | 64,241       |
| Yates           | 508          | 259,263       | 214,972       | 44,291       |
| Mental Hygiene  | 8,064        | 3,248,922     | 2,217,527     | 1,031,395    |

\* Only NYS includes Mental Hygiene

Table 18  
**SUPPLEMENTAL SECURITY INCOME**  
 SSI Recipients by Living Arrangement and Location  
 June 2008

| Living Arrangement             | New York State | New York City | Rest of State | Mental Hygiene |
|--------------------------------|----------------|---------------|---------------|----------------|
| Living Alone                   | 335,879        | 227,419       | 108,239       | 221            |
| Living With Others             | 230,992        | 140,039       | 90,634        | 319            |
| Living in Household of Another | 26,642         | 16,318        | 10,322        | 2              |
| Congregate Care Level 1        | 3,855          | 406           | 442           | 3,007          |
| Congregate Care Level 2        | 26,216         | 8,896         | 16,326        | 994            |
| Congregate Care Level 3        | 13,058         | 6,611         | 6,441         | 6              |
| Title XIX Institution          | 14,391         | 8,740         | 4,336         | 1,315          |
| Other*                         | 6,315          | 1,885         | 2,230         | 2,200          |
| Total                          | 657,348        | 410,314       | 238,970       | 8,064          |

Table 19  
**SUPPLEMENTAL SECURITY INCOME**  
 SSI Recipients by Living Arrangement and Category of Assistance  
 June 2008

| Living Arrangement             | Total   | Category of Assistance |       |          |
|--------------------------------|---------|------------------------|-------|----------|
|                                |         | Aged                   | Blind | Disabled |
| Living Alone                   | 335,879 | 100,057                | 1,457 | 234,365  |
| Living With Others             | 230,992 | 18,565                 | 1,020 | 211,407  |
| Living in Household of Another | 26,642  | 9,116                  | 137   | 17,389   |
| Congregate Care Level 1        | 3,855   | 126                    | 23    | 3,706    |
| Congregate Care Level 2        | 26,216  | 409                    | 158   | 25,649   |
| Congregate Care Level 3        | 13,058  | 4,081                  | 41    | 8,936    |
| Title XIX Institution & Other* | 20,706  | 2,993                  | 105   | 17,608   |
| Total                          | 657,348 | 135,347                | 2,941 | 519,060  |

\* "Other" includes SSI recipients either a) residing in a private medical facility and Medicaid is paying for less than 50% of the cost of care, b) residing in certain publicly operated residential facilities serving 16 or fewer residents, or c) residing in a public emergency shelter for six calendar months during a nine month period. Such cases receive no state SSI supplement.

Table 20  
CHILD SUPPORT COLLECTIONS (IV-D)  
June 2008

| Local District | Total         | Current Assistance | Former Assistance | Never Assistance |
|----------------|---------------|--------------------|-------------------|------------------|
| New York State | \$140,931,637 | \$6,064,152        | \$45,564,441      | \$89,303,044     |
| New York City  | 53,974,203    | 2,994,507          | 18,455,072        | 32,524,625       |
| Rest of State  | 86,957,434    | 3,069,645          | 27,109,369        | 56,778,419       |
| Albany         | 2,498,630     | 95,364             | 658,403           | 1,744,864        |
| Allegany       | 605,887       | 37,135             | 332,557           | 236,194          |
| Broome         | 1,572,323     | 88,924             | 614,784           | 868,615          |
| Cattaraugus    | 939,225       | 33,926             | 411,642           | 493,657          |
| Cayuga         | 862,284       | 27,449             | 302,558           | 532,277          |
| Chautauqua     | 1,359,243     | 57,041             | 767,559           | 534,643          |
| Chemung        | 813,091       | 35,957             | 338,118           | 439,016          |
| Chenango       | 455,894       | 11,227             | 142,302           | 302,364          |
| Clinton        | 771,473       | 45,568             | 267,034           | 458,871          |
| Columbia       | 491,063       | 14,519             | 153,554           | 322,990          |
| Cortland       | 446,087       | 16,331             | 162,403           | 267,354          |
| Delaware       | 385,310       | 15,847             | 123,584           | 245,879          |
| Dutchess       | 2,558,133     | 73,706             | 551,873           | 1,932,555        |
| Erie           | 6,174,846     | 265,939            | 3,004,909         | 2,903,999        |
| Essex          | 317,887       | 8,161              | 133,659           | 176,066          |
| Franklin       | 545,780       | 13,248             | 204,977           | 327,555          |
| Fulton         | 581,363       | 20,156             | 221,544           | 339,663          |
| Genesee        | 515,036       | 11,888             | 166,774           | 336,374          |
| Greene         | 471,313       | 18,501             | 160,180           | 292,632          |
| Hamilton       | 35,063        | 263                | 11,614            | 23,186           |
| Herkimer       | 606,964       | 24,345             | 225,541           | 357,078          |
| Jefferson      | 1,171,422     | 47,183             | 461,713           | 662,525          |
| Lewis          | 309,573       | 6,005              | 114,601           | 188,966          |
| Livingston     | 621,620       | 19,314             | 260,907           | 341,398          |
| Madison        | 499,361       | 9,751              | 139,480           | 350,130          |
| Monroe         | 5,763,699     | 295,346            | 2,333,150         | 3,135,203        |
| Montgomery     | 518,849       | 20,330             | 186,559           | 311,961          |
| Nassau         | 8,086,635     | 197,541            | 1,306,236         | 6,582,858        |
| Niagara        | 1,659,472     | 80,341             | 838,257           | 740,873          |
| Oneida         | 1,372,801     | 70,670             | 560,921           | 741,210          |
| Onondaga       | 4,041,637     | 141,715            | 1,625,259         | 2,274,662        |
| Ontario        | 952,587       | 37,657             | 261,830           | 653,100          |
| Orange         | 2,887,488     | 94,834             | 615,404           | 2,177,251        |
| Orleans        | 401,153       | 18,582             | 177,285           | 205,286          |
| Oswego         | 1,263,943     | 55,813             | 547,758           | 660,372          |
| Otsego         | 437,899       | 9,333              | 115,621           | 312,944          |
| Putnam         | 639,034       | 5,282              | 68,898            | 564,855          |
| Rensselaer     | 1,536,781     | 64,250             | 487,682           | 984,849          |
| Rockland       | 2,294,841     | 52,972             | 445,665           | 1,796,204        |
| St.Lawrence    | 1,063,491     | 42,514             | 440,411           | 580,566          |
| Saratoga       | 1,642,993     | 14,267             | 254,170           | 1,374,556        |
| Schenectady    | 1,402,580     | 38,421             | 331,171           | 1,032,989        |
| Schoharie      | 320,414       | 12,420             | 115,084           | 192,910          |
| Schuyler       | 181,036       | 4,425              | 62,366            | 114,245          |
| Seneca         | 395,442       | 9,873              | 103,121           | 282,448          |
| Steuben        | 933,737       | 32,564             | 436,301           | 464,872          |
| Suffolk        | 11,681,865    | 365,683            | 2,506,448         | 8,809,735        |
| Sullivan       | 697,213       | 34,666             | 286,508           | 376,039          |
| Tioga          | 455,996       | 18,869             | 171,142           | 265,984          |
| Tompkins       | 663,381       | 34,229             | 244,573           | 384,579          |
| Ulster         | 1,498,717     | 49,784             | 420,080           | 1,028,853        |
| Warren         | 772,764       | 20,330             | 211,239           | 541,195          |
| Washington     | 651,731       | 24,946             | 188,322           | 438,463          |
| Wayne          | 1,034,156     | 25,574             | 316,670           | 691,913          |
| Westchester    | 5,533,080     | 186,952            | 1,326,238         | 4,019,891        |
| Wyoming        | 367,920       | 8,600              | 128,952           | 230,368          |
| Yates          | 195,227       | 3,117              | 63,777            | 128,334          |

Note: Effective February 1999, collection amounts include collections made on behalf of other states.

Table 21  
**AGGREGATE CLAIMS**  
**ALL TEMPORARY ASSISTANCE**  
 Family Assistance, Safety Net Assistance - FP, Safety Net Assistance - MOE, Safety Net Assistance Non-MOE

June 2008

| Month          | New York State |                  |                         | New York City |                  |                         | Rest of State |                  |                         |
|----------------|----------------|------------------|-------------------------|---------------|------------------|-------------------------|---------------|------------------|-------------------------|
|                | Recipients     | Net Expenditures | Monthly Average Payment | Recipients    | Net Expenditures | Monthly Average Payment | Recipients    | Net Expenditures | Monthly Average Payment |
| July 2006      | 566,263        | \$158,252,438    | \$279.47                | 387,715       | \$113,744,475    | \$293.37                | 178,548       | \$44,507,963     | \$249.28                |
| August 2006    | 567,983        | \$182,513,997    | \$321.34                | 388,029       | \$135,894,211    | \$350.22                | 179,954       | \$46,619,786     | \$259.07                |
| September 2006 | 557,886        | \$188,432,072    | \$337.76                | 381,709       | \$143,260,538    | \$375.31                | 176,177       | \$45,171,534     | \$256.40                |
| October 2006   | 563,696        | \$170,103,037    | \$301.76                | 385,739       | \$122,292,585    | \$317.03                | 177,957       | \$47,810,452     | \$268.66                |
| November 2006  | 554,983        | \$169,186,876    | \$304.85                | 378,933       | \$123,904,881    | \$326.98                | 176,050       | \$45,281,995     | \$257.21                |
| December 2006  | 554,998        | \$210,527,276    | \$379.33                | 379,539       | \$158,979,729    | \$418.88                | 175,459       | \$51,547,547     | \$293.79                |
| January 2007   | 550,881        | \$168,732,938    | \$306.30                | 376,698       | \$123,769,082    | \$328.56                | 174,183       | \$44,963,856     | \$258.14                |
| February 2007  | 541,503        | \$177,258,498    | \$327.35                | 368,444       | \$131,952,662    | \$358.13                | 173,059       | \$45,305,836     | \$261.79                |
| March 2007     | 542,506        | \$199,198,053    | \$367.18                | 367,675       | \$150,378,881    | \$409.00                | 174,831       | \$48,819,172     | \$279.24                |
| April 2007     | 535,447        | \$169,421,067    | \$316.41                | 362,287       | \$120,080,574    | \$331.45                | 173,160       | \$49,340,493     | \$284.94                |
| May 2007       | 537,080        | \$179,590,940    | \$334.38                | 362,676       | \$132,265,440    | \$364.69                | 174,404       | \$47,325,500     | \$271.36                |
| June 2007      | 531,307        | \$211,756,362    | \$398.56                | 359,484       | \$163,589,686    | \$455.07                | 171,823       | \$48,166,676     | \$280.33                |
| July 2007      | 527,243        | \$157,047,768    | \$297.87                | 357,997       | \$114,626,596    | \$320.19                | 169,246       | \$42,421,172     | \$250.65                |
| August 2007    | 529,521        | \$169,333,245    | \$319.79                | 355,896       | \$121,928,884    | \$342.60                | 173,625       | \$47,404,361     | \$273.03                |
| September 2007 | 516,826        | \$201,166,634    | \$389.23                | 348,540       | \$158,217,795    | \$453.94                | 168,286       | \$42,948,839     | \$255.21                |
| October 2007   | 522,921        | \$165,021,332    | \$315.58                | 353,746       | \$119,890,248    | \$338.92                | 169,175       | \$45,131,084     | \$266.77                |
| November 2007  | 519,414        | \$187,870,836    | \$361.70                | 351,246       | \$133,998,155    | \$381.49                | 168,168       | \$53,872,681     | \$320.35                |
| December 2007  | 516,298        | \$217,064,697    | \$420.43                | 348,414       | \$161,971,885    | \$464.88                | 167,884       | \$55,092,812     | \$328.16                |
| January 2008   | 516,175        | \$183,973,747    | \$356.42                | 346,116       | \$130,615,807    | \$377.38                | 170,059       | \$53,357,940     | \$313.76                |
| February 2008  | 515,311        | \$186,424,231    | \$361.77                | 345,468       | \$133,114,556    | \$385.32                | 169,843       | \$53,309,675     | \$313.88                |
| March 2008     | 513,388        | \$208,523,566    | \$406.17                | 343,289       | \$154,067,236    | \$448.80                | 170,099       | \$54,456,330     | \$320.14                |
| April 2008     | 514,691        | \$219,669,094    | \$426.80                | 345,169       | \$169,062,325    | \$489.80                | 169,522       | \$50,606,769     | \$298.53                |
| May 2008       | 513,736        | \$180,169,716    | \$350.70                | 343,134       | \$128,986,147    | \$375.91                | 170,602       | \$51,183,569     | \$300.02                |
| June 2008      | 508,377        | \$184,685,062    | \$363.28                | 340,026       | \$138,804,395    | \$408.22                | 168,351       | \$45,880,667     | \$272.53                |

Footnote:

Data pursuant to a NYS Legislative mandate S. 6057-B/A. 9557-B, Chapter 57, L. 2004.

Based on local district claims submitted on claims Schedules A and C. Includes reimbursable expenditures for basic assistance, rent supplements, family shelters, domestic violence shelters, security deposits, transitional services, diversion transportation, diversion payments, and other non-assistance. These claims are net of cancellations and refunds, and include any reconciliations and supplemental claims applied to the month after initial expenditure reporting is done. Thus, these data differ from the expenditure data presented elsewhere in this document, which are derived from original payment issuance activity during the month, net of cancellations and refunds in that month.

District claiming activity for recent months is generally not complete before the statutorily required due date for this report. Thus, claims for recent months may appear substantially below those for earlier months. Claims tables in future months of this report will continue to include the historical periods above, adjusted for claiming activity occurring subsequent to this report.

Table 22  
**AGGREGATE CLAIMS**  
**FEDERALLY PARTICIPATING - TANF**  
**Family Assistance & Safety Net Assistance - FP**

June 2008

| Month          | New York State |                  |                         | New York City |                  |                         | Rest of State |                  |                         |
|----------------|----------------|------------------|-------------------------|---------------|------------------|-------------------------|---------------|------------------|-------------------------|
|                | Recipients     | Net Expenditures | Monthly Average Payment | Recipients    | Net Expenditures | Monthly Average Payment | Recipients    | Net Expenditures | Monthly Average Payment |
| July 2006      | 288,187        | \$80,086,907     | \$277.90                | 178,278       | \$54,999,202     | \$308.50                | 109,909       | \$25,087,705     | \$228.26                |
| August 2006    | 289,528        | \$88,865,350     | \$306.93                | 179,082       | \$62,840,320     | \$350.90                | 110,446       | \$26,025,030     | \$235.64                |
| September 2006 | 285,690        | \$91,886,441     | \$321.63                | 177,053       | \$66,437,816     | \$375.24                | 108,637       | \$25,448,625     | \$234.25                |
| October 2006   | 274,834        | \$79,499,171     | \$289.26                | 171,498       | \$54,604,297     | \$318.40                | 103,336       | \$24,894,874     | \$240.91                |
| November 2006  | 269,226        | \$80,681,272     | \$299.68                | 167,607       | \$56,383,718     | \$336.40                | 101,619       | \$24,297,554     | \$239.10                |
| December 2006  | 268,538        | \$100,157,429    | \$372.97                | 167,722       | \$71,751,281     | \$427.80                | 100,816       | \$28,406,148     | \$281.76                |
| January 2007   | 265,473        | \$82,332,542     | \$310.14                | 165,871       | \$58,640,736     | \$353.53                | 99,602        | \$23,691,806     | \$237.86                |
| February 2007  | 259,315        | \$81,680,329     | \$314.98                | 161,310       | \$58,778,681     | \$364.38                | 98,005        | \$22,901,648     | \$233.68                |
| March 2007     | 258,435        | \$93,917,132     | \$363.41                | 160,711       | \$69,162,541     | \$430.35                | 97,724        | \$24,754,591     | \$253.31                |
| April 2007     | 254,774        | \$79,515,501     | \$312.10                | 158,034       | \$53,894,389     | \$341.03                | 96,740        | \$25,621,112     | \$264.85                |
| May 2007       | 254,819        | \$85,618,815     | \$336.00                | 157,655       | \$61,387,887     | \$389.38                | 97,164        | \$24,230,928     | \$249.38                |
| June 2007      | 251,518        | \$103,048,589    | \$409.71                | 156,112       | \$78,415,127     | \$502.30                | 95,406        | \$24,633,462     | \$258.20                |
| July 2007      | 255,785        | \$74,772,472     | \$292.33                | 161,356       | \$52,889,388     | \$327.78                | 94,429        | \$21,883,084     | \$231.74                |
| August 2007    | 257,438        | \$82,722,304     | \$321.33                | 161,113       | \$57,145,998     | \$354.70                | 96,325        | \$25,576,306     | \$265.52                |
| September 2007 | 252,913        | \$90,658,103     | \$358.46                | 158,821       | \$67,981,738     | \$428.04                | 94,092        | \$22,676,365     | \$241.00                |
| October 2007   | 255,529        | \$80,161,216     | \$313.71                | 161,209       | \$55,837,451     | \$346.37                | 94,320        | \$24,323,765     | \$257.89                |
| November 2007  | 252,052        | \$91,053,881     | \$361.25                | 158,715       | \$59,767,274     | \$376.57                | 93,337        | \$31,286,607     | \$335.20                |
| December 2007  | 250,927        | \$102,773,709    | \$409.58                | 157,424       | \$71,091,290     | \$451.59                | 93,503        | \$31,682,419     | \$338.84                |
| January 2008   | 250,074        | \$86,016,202     | \$343.96                | 156,188       | \$56,756,404     | \$363.39                | 93,886        | \$29,259,798     | \$311.65                |
| February 2008  | 247,743        | \$87,254,508     | \$352.20                | 154,207       | \$58,977,827     | \$382.46                | 93,536        | \$28,276,681     | \$302.31                |
| March 2008     | 245,583        | \$98,700,774     | \$401.90                | 152,402       | \$69,433,867     | \$455.60                | 93,181        | \$29,266,907     | \$314.09                |
| April 2008     | 247,010        | \$112,266,810    | \$454.50                | 154,033       | \$85,811,820     | \$557.10                | 92,977        | \$26,454,990     | \$284.53                |
| May 2008       | 244,955        | \$86,978,264     | \$355.08                | 151,396       | \$59,698,343     | \$394.32                | 93,559        | \$27,279,921     | \$291.58                |
| June 2008      | 243,038        | \$86,252,153     | \$354.89                | 150,408       | \$62,733,378     | \$417.09                | 92,630        | \$23,518,775     | \$253.90                |

**Footnote:**

Data pursuant to a NYS Legislative mandate S. 6057-B/A. 9557-B, Chapter 57, L. 2004.

Based on local district claims submitted on claims Schedules A and C. Includes reimbursable expenditures for basic assistance, rent supplements, family shelters, domestic violence shelters, security deposits, transitional services, diversion transportation, diversion payments, and other non-assistance. These claims are net of cancellations and refunds, and include any reconciliations and supplemental claims applied to the month after initial expenditure reporting is done. Thus, these data differ from the expenditure data presented elsewhere in this document, which are derived from original payment issuance activity during the month, net of cancellations and refunds in that month.

District claiming activity for recent months is generally not complete before the statutorily required due date for this report. Thus, claims for recent months may appear substantially below those for earlier months. Claims tables in future months of this report will continue to include the historical periods above, adjusted for claiming activity occurring subsequent to this report.

Table 23  
**AGGREGATE CLAIMS**  
**FEDERALLY NON - PARTICIPATING**  
**Safety Net Assistance - MOE**

June 2008

| Month          | New York State |                  |                         | New York City |                  |                         | Rest of State |                  |                         |
|----------------|----------------|------------------|-------------------------|---------------|------------------|-------------------------|---------------|------------------|-------------------------|
|                | Recipients     | Net Expenditures | Monthly Average Payment | Recipients    | Net Expenditures | Monthly Average Payment | Recipients    | Net Expenditures | Monthly Average Payment |
| July 2006      | 129,652        | \$25,470,258     | \$196.45                | 96,999        | \$19,695,853     | \$203.05                | 32,653        | \$5,774,405      | \$176.84                |
| August 2006    | 127,964        | \$26,967,641     | \$210.74                | 95,370        | \$21,117,671     | \$221.43                | 32,594        | \$5,849,970      | \$179.48                |
| September 2006 | 125,323        | \$29,558,861     | \$235.86                | 92,926        | \$23,340,876     | \$251.18                | 32,397        | \$6,217,985      | \$191.93                |
| October 2006   | 120,309        | \$24,163,720     | \$200.85                | 89,452        | \$17,362,138     | \$194.09                | 30,857        | \$6,801,582      | \$220.42                |
| November 2006  | 119,352        | \$23,773,838     | \$199.19                | 88,604        | \$18,127,561     | \$204.59                | 30,748        | \$5,646,277      | \$183.63                |
| December 2006  | 118,788        | \$30,507,348     | \$256.82                | 88,187        | \$23,849,832     | \$270.45                | 30,601        | \$6,657,516      | \$217.56                |
| January 2007   | 117,639        | \$26,310,359     | \$223.65                | 87,253        | \$20,362,739     | \$233.38                | 30,386        | \$5,947,620      | \$195.74                |
| February 2007  | 116,263        | \$26,580,172     | \$228.62                | 85,901        | \$20,343,325     | \$236.82                | 30,362        | \$6,236,847      | \$205.42                |
| March 2007     | 114,985        | \$30,383,127     | \$264.24                | 84,700        | \$24,303,864     | \$286.94                | 30,285        | \$6,079,263      | \$200.74                |
| April 2007     | 113,830        | \$25,744,909     | \$226.17                | 83,642        | \$19,288,157     | \$230.60                | 30,188        | \$6,456,752      | \$213.88                |
| May 2007       | 113,701        | \$23,250,187     | \$204.49                | 83,585        | \$17,271,416     | \$206.63                | 30,116        | \$5,978,771      | \$198.52                |
| June 2007      | 114,796        | \$34,564,072     | \$301.09                | 84,862        | \$28,146,618     | \$331.68                | 29,934        | \$6,417,454      | \$214.39                |
| July 2007      | 125,759        | \$27,352,405     | \$217.50                | 96,087        | \$21,856,825     | \$227.47                | 29,672        | \$5,495,580      | \$185.21                |
| August 2007    | 125,351        | \$29,379,819     | \$234.38                | 95,028        | \$22,590,843     | \$237.73                | 30,323        | \$6,788,976      | \$223.89                |
| September 2007 | 122,362        | \$31,971,255     | \$261.28                | 92,682        | \$26,244,655     | \$283.17                | 29,680        | \$5,726,600      | \$192.94                |
| October 2007   | 122,726        | \$28,290,053     | \$230.51                | 93,187        | \$22,797,188     | \$244.64                | 29,539        | \$5,492,865      | \$185.95                |
| November 2007  | 122,801        | \$29,723,052     | \$242.04                | 93,363        | \$23,575,269     | \$252.51                | 29,438        | \$6,147,783      | \$208.84                |
| December 2007  | 122,185        | \$33,743,445     | \$276.17                | 92,745        | \$27,573,644     | \$297.31                | 29,440        | \$6,169,801      | \$209.57                |
| January 2008   | 121,184        | \$29,530,221     | \$243.68                | 91,940        | \$23,001,282     | \$250.18                | 29,244        | \$6,528,939      | \$223.26                |
| February 2008  | 121,547        | \$30,154,757     | \$248.09                | 92,378        | \$23,800,107     | \$257.64                | 29,169        | \$6,354,650      | \$217.86                |
| March 2008     | 120,168        | \$34,520,303     | \$287.27                | 91,426        | \$27,634,862     | \$302.26                | 28,742        | \$6,885,441      | \$239.56                |
| April 2008     | 119,229        | \$35,170,135     | \$294.98                | 90,597        | \$29,012,491     | \$320.24                | 28,632        | \$6,157,644      | \$215.06                |
| May 2008       | 119,744        | \$26,230,874     | \$219.06                | 91,226        | \$20,038,947     | \$219.66                | 28,518        | \$6,191,927      | \$217.12                |
| June 2008      | 117,978        | \$28,121,413     | \$238.36                | 89,777        | \$22,519,119     | \$250.83                | 28,201        | \$5,602,294      | \$198.66                |

Footnote:  
Data pursuant to a NYS Legislative mandate S. 6057-B/A. 9557-B, Chapter 57, L. 2004.  
Based on local district claims submitted on claims Schedules A and C. Includes reimbursable expenditures for basic assistance, rent supplements, family shelters, domestic violence shelters, security deposits, transitional services, diversion transportation, diversion payments, and other non-assistance. These claims are net of cancellations and refunds, and include any reconciliations and supplemental claims applied to the month after initial expenditure reporting is done. Thus, these data differ from the expenditure data presented elsewhere in this document, which are derived from original payment issuance activity during the month, net of cancellations and refunds in that month.  
District claiming activity for recent months is generally not complete before the statutorily required due date for this report. Thus, claims for recent months may appear substantially below those for earlier months. Claims tables in future months of this report will continue to include the historical periods above, adjusted for claiming activity occurring subsequent to this report.



Table 24  
**AGGREGATE CLAIMS**  
**FEDERALLY NON - PARTICIPATING**  
**Safety Net Assistance - Non-MOE**

June 2008

| Month          | New York State |                  |                         | New York City |                  |                         | Rest of State |                  |                         |
|----------------|----------------|------------------|-------------------------|---------------|------------------|-------------------------|---------------|------------------|-------------------------|
|                | Recipients     | Net Expenditures | Monthly Average Payment | Recipients    | Net Expenditures | Monthly Average Payment | Recipients    | Net Expenditures | Monthly Average Payment |
| July 2006      | 148,424        | \$52,695,273     | \$355.03                | 112,438       | \$39,049,420     | \$347.30                | 35,986        | \$13,645,853     | \$379.20                |
| August 2006    | 150,491        | \$66,681,006     | \$443.09                | 113,577       | \$51,936,220     | \$457.28                | 36,914        | \$14,744,786     | \$399.44                |
| September 2006 | 146,873        | \$66,986,770     | \$456.09                | 111,730       | \$53,481,846     | \$478.67                | 35,143        | \$13,504,924     | \$384.28                |
| October 2006   | 168,553        | \$66,440,146     | \$394.18                | 124,789       | \$50,326,150     | \$403.29                | 43,764        | \$16,113,996     | \$368.20                |
| November 2006  | 166,405        | \$64,731,766     | \$389.00                | 122,722       | \$49,393,602     | \$402.48                | 43,683        | \$15,338,164     | \$351.12                |
| December 2006  | 167,672        | \$79,862,499     | \$476.30                | 123,630       | \$63,378,616     | \$512.65                | 44,042        | \$16,483,883     | \$374.28                |
| January 2007   | 167,769        | \$60,090,037     | \$358.17                | 123,574       | \$44,765,607     | \$362.26                | 44,195        | \$15,324,430     | \$346.75                |
| February 2007  | 165,925        | \$68,997,997     | \$415.84                | 121,233       | \$52,830,656     | \$435.78                | 44,692        | \$16,167,341     | \$361.75                |
| March 2007     | 169,086        | \$74,897,794     | \$442.96                | 122,264       | \$56,912,476     | \$465.49                | 46,822        | \$17,985,318     | \$384.12                |
| April 2007     | 166,843        | \$64,160,657     | \$384.56                | 120,611       | \$46,898,028     | \$388.84                | 46,232        | \$17,262,629     | \$373.39                |
| May 2007       | 168,560        | \$70,721,938     | \$419.57                | 121,436       | \$53,606,137     | \$441.44                | 47,124        | \$17,115,801     | \$363.21                |
| June 2007      | 164,993        | \$74,143,701     | \$449.37                | 118,510       | \$57,027,941     | \$481.21                | 46,483        | \$17,115,760     | \$368.22                |
| July 2007      | 145,699        | \$54,922,891     | \$376.96                | 100,554       | \$39,880,383     | \$396.61                | 45,145        | \$15,042,508     | \$333.20                |
| August 2007    | 146,732        | \$57,231,122     | \$390.04                | 99,755        | \$42,192,043     | \$422.96                | 46,977        | \$15,039,079     | \$320.14                |
| September 2007 | 141,551        | \$78,537,276     | \$554.83                | 97,037        | \$63,991,402     | \$659.45                | 44,514        | \$14,545,874     | \$326.77                |
| October 2007   | 144,666        | \$56,570,063     | \$391.04                | 99,350        | \$41,255,609     | \$415.26                | 45,316        | \$15,314,454     | \$337.95                |
| November 2007  | 144,561        | \$67,093,903     | \$464.12                | 99,168        | \$50,655,612     | \$510.81                | 45,393        | \$16,438,291     | \$362.13                |
| December 2007  | 143,186        | \$80,547,543     | \$562.54                | 98,245        | \$63,306,951     | \$644.38                | 44,941        | \$17,240,592     | \$383.63                |
| January 2008   | 144,917        | \$68,427,324     | \$472.18                | 97,988        | \$50,858,121     | \$519.02                | 46,929        | \$17,569,203     | \$374.38                |
| February 2008  | 146,021        | \$69,014,966     | \$472.64                | 98,883        | \$50,336,622     | \$509.05                | 47,138        | \$18,678,344     | \$396.25                |
| March 2008     | 147,637        | \$75,302,489     | \$510.05                | 99,461        | \$56,998,507     | \$573.07                | 48,176        | \$18,303,982     | \$379.94                |
| April 2008     | 148,452        | \$72,232,149     | \$486.57                | 100,539       | \$54,238,014     | \$539.47                | 47,913        | \$17,994,135     | \$375.56                |
| May 2008       | 149,037        | \$66,960,578     | \$449.29                | 100,512       | \$49,248,857     | \$489.98                | 48,525        | \$17,711,721     | \$365.00                |
| June 2008      | 147,361        | \$70,311,496     | \$477.14                | 99,841        | \$53,551,898     | \$536.37                | 47,520        | \$16,759,598     | \$352.69                |

Footnote:  
Data pursuant to a NYS Legislative mandate S. 6057-B/A. 9557-B, Chapter 57, L. 2004.  
Based on local district claims submitted on claims Schedules A and C. Includes reimbursable expenditures for basic assistance, rent supplements, family shelters, domestic violence shelters, security deposits, transitional services, diversion transportation, diversion payments, and other non-assistance. These claims are net of cancellations and refunds, and include any reconciliations and supplemental claims applied to the month after initial expenditure reporting is done. Thus, these data differ from the expenditure data presented elsewhere in this document, which are derived from original payment issuance activity during the month, net of cancellations and refunds in that month.  
District claiming activity for recent months is generally not complete before the statutorily required due date for this report. Thus, claims for recent months may appear substantially below those for earlier months. Claims tables in future months of this report will continue to include the historical periods above, adjusted for claiming activity occurring subsequent to this report.

Table 25  
HOME ENERGY ASSISTANCE PROGRAM\*  
Number and Dollar Amount of Benefits Authorized and Administrative Allocations - FFY to Date  
June 2008

| Local District | Benefits Authorized |               | Administrative Allocations |
|----------------|---------------------|---------------|----------------------------|
|                | Number              | Dollar Amount |                            |
| New York State | 1,012,475           | \$269,178,260 | \$26,321,536               |
| New York City  | 392,094             | 30,154,061    | 5,133,146                  |
| Rest of State  | 620,381             | 239,024,199   | 21,188,390                 |
| Albany         | 13,351              | 5,063,460     | 542,543                    |
| Allegany       | 5,845               | 2,350,756     | 180,248                    |
| Broome         | 15,451              | 5,908,124     | 452,242                    |
| Cattaraugus    | 9,728               | 3,800,787     | 333,143                    |
| Cayuga         | 8,034               | 3,483,892     | 287,368                    |
| Chautauqua     | 17,732              | 6,454,093     | 615,684                    |
| Chemung        | 8,243               | 3,104,273     | 297,014                    |
| Chenango       | 5,906               | 2,706,250     | 188,893                    |
| Clinton        | 11,112              | 5,140,137     | 352,907                    |
| Columbia       | 3,053               | 1,361,641     | 101,377                    |
| Cortland       | 5,487               | 2,211,467     | 182,827                    |
| Delaware       | 4,974               | 2,269,242     | 155,019                    |
| Dutchess       | 7,571               | 3,007,954     | 212,038                    |
| Erie           | 103,535             | 33,545,456    | 4,126,483                  |
| Essex          | 3,405               | 1,596,584     | 116,517                    |
| Franklin       | 6,872               | 3,499,678     | 225,377                    |
| Fulton         | 7,516               | 3,481,482     | 269,066                    |
| Genesee        | 4,361               | 1,617,824     | 149,851                    |
| Greene         | 4,509               | 2,044,308     | 148,214                    |
| Hamilton       | 384                 | 189,455       | 12,139                     |
| Herkimer       | 6,912               | 2,945,117     | 219,992                    |
| Jefferson      | 8,994               | 4,048,574     | 330,655                    |
| Lewis          | 3,242               | 1,588,927     | 104,274                    |
| Livingston     | 4,380               | 1,843,832     | 148,140                    |
| Madison        | 5,949               | 2,646,576     | 216,129                    |
| Monroe         | 41,165              | 14,951,107    | 1,324,934                  |
| Montgomery     | 6,809               | 3,112,359     | 256,417                    |
| Nassau         | 10,755              | 2,880,937     | 230,398                    |
| Niagara        | 19,506              | 6,559,437     | 701,771                    |
| Oneida         | 26,381              | 11,138,771    | 969,224                    |
| Onondaga       | 31,236              | 11,910,481    | 1,198,138                  |
| Ontario        | 5,437               | 2,086,171     | 170,710                    |
| Orange         | 12,659              | 4,896,527     | 386,958                    |
| Orleans        | 4,334               | 1,785,016     | 145,592                    |
| Oswego         | 10,022              | 4,482,209     | 364,279                    |
| Otsego         | 6,397               | 3,081,923     | 203,572                    |
| Putnam         | 935                 | 357,655       | 30,706                     |
| Rensselaer     | 9,631               | 4,085,085     | 368,485                    |
| Rockland       | 6,987               | 2,431,490     | 224,827                    |
| St. Lawrence   | 15,740              | 6,891,403     | 508,863                    |
| Saratoga       | 10,529              | 4,702,368     | 390,875                    |
| Schenectady    | 8,834               | 3,544,295     | 343,965                    |
| Schoharie      | 3,379               | 1,647,508     | 111,874                    |
| Schuyler       | 2,446               | 1,171,902     | 84,280                     |
| Seneca         | 2,219               | 942,416       | 75,752                     |
| Steuben        | 12,994              | 5,147,714     | 446,042                    |
| Suffolk        | 32,617              | 11,031,193    | 788,452                    |
| Sullivan       | 7,656               | 3,570,714     | 262,401                    |
| Tioga          | 6,208               | 2,872,751     | 202,711                    |
| Tompkins       | 4,457               | 1,865,745     | 149,266                    |
| Ulster         | 12,357              | 5,384,597     | 386,163                    |
| Warren         | 5,244               | 2,399,977     | 190,982                    |
| Washington     | 5,570               | 2,537,240     | 197,363                    |
| Wayne          | 5,669               | 2,433,830     | 178,282                    |
| Westchester    | 10,622              | 1,300,355     | 155,102                    |
| Wyoming        | 2,831               | 1,013,348     | 93,956                     |
| Yates          | 2,209               | 897,786       | 77,912                     |

\* Please Note: This data table contains only benefits authorized in the NYS WMS Payment System for FFY-2008.

The 2008 HEAP Federal Fiscal Year is October 1,2007 thru September 30,2008.

Table 26  
HOME ENERGY ASSISTANCE PROGRAM - NON EMERGENCY\*  
Number, Total Dollar Amount and Average Dollar Amount of Benefits Authorized - Federal Fiscal Year to Date  
June 2008

| Local District | Autopay             |                          |                       | Regular Non-Autopay |                          |                       |
|----------------|---------------------|--------------------------|-----------------------|---------------------|--------------------------|-----------------------|
|                | Benefits Authorized | Dollar Amount Authorized | Average Dollar Amount | Benefits Authorized | Dollar Amount Authorized | Average Dollar Amount |
| New York State | 552,644             | \$88,744,071             | \$161                 | 248,058             | \$93,709,299             | \$378                 |
| New York City  | 348,216             | 17,712,520               | 51                    | 36,064              | 10,466,994               | 290                   |
| Rest of State  | 204,428             | 71,031,551               | 347                   | 211,994             | 83,242,305               | 393                   |
| Albany         | 6,043               | 1,995,655                | 330                   | 4,798               | 1,876,684                | 391                   |
| Allegany       | 1,499               | 624,425                  | 417                   | 2,332               | 921,475                  | 395                   |
| Broome         | 5,436               | 1,739,574                | 320                   | 5,688               | 2,131,070                | 375                   |
| Cattaraugus    | 2,321               | 956,197                  | 412                   | 3,812               | 1,480,815                | 388                   |
| Cayuga         | 2,178               | 879,755                  | 404                   | 2,981               | 1,167,488                | 392                   |
| Chautauqua     | 5,414               | 2,130,550                | 394                   | 6,574               | 2,521,839                | 384                   |
| Chemung        | 3,020               | 977,815                  | 324                   | 3,196               | 1,210,755                | 379                   |
| Chenango       | 1,312               | 551,860                  | 421                   | 2,550               | 1,040,450                | 408                   |
| Clinton        | 2,662               | 1,117,431                | 420                   | 3,425               | 1,332,250                | 389                   |
| Columbia       | 873                 | 358,410                  | 411                   | 1,476               | 614,570                  | 416                   |
| Cortland       | 1,402               | 537,915                  | 384                   | 1,915               | 741,500                  | 387                   |
| Delaware       | 1,010               | 414,735                  | 411                   | 2,087               | 859,660                  | 412                   |
| Dutchess       | 2,807               | 818,520                  | 292                   | 2,371               | 945,010                  | 399                   |
| Erie           | 31,592              | 12,478,617               | 395                   | 33,361              | 12,898,194               | 387                   |
| Essex          | 551                 | 237,070                  | 430                   | 1,738               | 711,465                  | 409                   |
| Franklin       | 1,334               | 597,666                  | 448                   | 2,410               | 987,115                  | 410                   |
| Fulton         | 1,625               | 712,365                  | 438                   | 2,934               | 1,194,315                | 407                   |
| Genesee        | 1,384               | 508,660                  | 368                   | 1,635               | 634,705                  | 388                   |
| Greene         | 1,197               | 430,940                  | 360                   | 1,574               | 648,035                  | 412                   |
| Hamilton       | 55                  | 27,180                   | 494                   | 206                 | 86,560                   | 420                   |
| Herkimer       | 1,988               | 737,015                  | 371                   | 2,981               | 1,149,545                | 386                   |
| Jefferson      | 2,522               | 1,094,330                | 434                   | 3,526               | 1,409,445                | 400                   |
| Lewis          | 682                 | 312,790                  | 459                   | 1,274               | 529,010                  | 415                   |
| Livingston     | 1,245               | 512,035                  | 411                   | 1,686               | 684,890                  | 406                   |
| Madison        | 1,265               | 529,935                  | 419                   | 2,589               | 1,038,350                | 401                   |
| Monroe         | 23,231              | 7,835,621                | 337                   | 8,887               | 3,420,975                | 385                   |
| Montgomery     | 1,802               | 797,280                  | 442                   | 2,468               | 996,646                  | 404                   |
| Nassau         | 5,412               | 865,175                  | 160                   | 3,358               | 1,359,210                | 405                   |
| Niagara        | 6,131               | 2,127,216                | 347                   | 7,283               | 2,682,485                | 368                   |
| Oneida         | 7,299               | 2,791,940                | 383                   | 9,925               | 3,880,080                | 391                   |
| Onondaga       | 11,968              | 4,423,995                | 370                   | 12,087              | 4,580,020                | 379                   |
| Ontario        | 1,771               | 638,865                  | 361                   | 2,200               | 858,790                  | 390                   |
| Orange         | 5,279               | 1,685,625                | 319                   | 3,241               | 1,289,255                | 398                   |
| Orleans        | 1,195               | 499,585                  | 418                   | 1,583               | 631,280                  | 399                   |
| Oswego         | 3,189               | 1,394,740                | 437                   | 4,044               | 1,659,650                | 410                   |
| Otsego         | 1,066               | 450,440                  | 423                   | 2,419               | 1,001,930                | 414                   |
| Putnam         | 279                 | 83,450                   | 299                   | 476                 | 194,960                  | 410                   |
| Rensselaer     | 2,988               | 1,142,450                | 382                   | 3,706               | 1,504,500                | 406                   |
| Rockland       | 3,508               | 1,069,660                | 305                   | 1,513               | 565,475                  | 374                   |
| St.Lawrence    | 3,272               | 1,340,190                | 410                   | 5,284               | 2,096,950                | 397                   |
| Saratoga       | 2,555               | 1,034,365                | 405                   | 4,301               | 1,711,338                | 398                   |
| Schenectady    | 3,559               | 1,396,927                | 393                   | 3,317               | 1,300,730                | 392                   |
| Schoharie      | 653                 | 281,560                  | 431                   | 1,291               | 525,920                  | 407                   |
| Schuyler       | 445                 | 183,320                  | 412                   | 890                 | 358,930                  | 403                   |
| Seneca         | 549                 | 235,400                  | 429                   | 1,014               | 398,430                  | 393                   |
| Steuben        | 2,378               | 1,015,030                | 427                   | 4,663               | 1,844,525                | 396                   |
| Suffolk        | 12,303              | 2,748,786                | 223                   | 8,422               | 3,413,960                | 405                   |
| Sullivan       | 1,544               | 531,100                  | 344                   | 2,260               | 943,090                  | 417                   |
| Tioga          | 1,368               | 553,280                  | 404                   | 2,164               | 867,630                  | 401                   |
| Tompkins       | 1,476               | 558,470                  | 378                   | 1,603               | 642,862                  | 401                   |
| Ulster         | 2,872               | 938,091                  | 327                   | 3,990               | 1,622,749                | 407                   |
| Warren         | 1,274               | 513,595                  | 403                   | 2,260               | 903,225                  | 400                   |
| Washington     | 1,354               | 574,210                  | 424                   | 2,288               | 937,710                  | 410                   |
| Wayne          | 2,166               | 910,700                  | 420                   | 2,152               | 862,180                  | 401                   |
| Westchester    | 8,804               | 632,980                  | 72                    | 1,639               | 571,980                  | 349                   |
| Wyoming        | 678                 | 262,150                  | 387                   | 1,360               | 501,665                  | 369                   |
| Yates          | 643                 | 233,910                  | 364                   | 787                 | 297,980                  | 379                   |

\* Please note: This data table contains only benefits authorized in the NYS WMS Payment System for FFY-2008.  
The 2008 HEAP Federal Fiscal Year is October 1, 2007 thru September 30, 2008.

Table 27  
HOME ENERGY ASSISTANCE PROGRAM - EMERGENCY\*  
Number, Total Dollar Amount and Average Dollar Amount of Benefits Authorized - Federal Fiscal Year to Date  
Jun-08

| Local District | 1st Emergency       |                          |                       | 2nd Emergency       |                          |                       | Furnace Replacement |                          |                       | Furnace Repair & Repair/Replacement Estimates |                          |                       |
|----------------|---------------------|--------------------------|-----------------------|---------------------|--------------------------|-----------------------|---------------------|--------------------------|-----------------------|---|--------------------------|-----------------------|
|                | Benefits Authorized | Dollar Amount Authorized | Average Dollar Amount | Benefits Authorized | Dollar Amount Authorized | Average Dollar Amount | Benefits Authorized | Dollar Amount Authorized | Average Dollar Amount | Benefits Authorized                           | Dollar Amount Authorized | Average Dollar Amount |
| New York State | 158,568             | \$58,338,119             | \$368                 | 50,212              | \$23,424,539             | \$467                 | 1,772               | \$4,476,105              | \$2,526               | 1,221   | \$486,127                | \$398                 |
| New York City* | 6,547               | 1,401,655                | 214                   | 1,199               | 294,435                  | 246                   | 64                  | 274,432                  | 4,288                 | 4   | 4,025                    | 1,006                 |
| Rest of State  | 152,021             | 56,936,464               | 375                   | 49,013              | 23,130,104               | 472                   | 1,708               | 4,201,673                | 2,460                 | 1,217   | 482,102                  | 396                   |
| Albany         | 2,126               | 930,584                  | 438                   | 349                 | 167,904                  | 481                   | 26                  | 85,168                   | 3,276                 | 9   | 7,465                    | 829                   |
| Allegany       | 1,488               | 518,920                  | 349                   | 491                 | 207,673                  | 423                   | 26                  | 74,221                   | 2,855                 | 9   | 4,042                    | 449                   |
| Broome         | 3,013               | 1,298,721                | 431                   | 1,250               | 629,425                  | 504                   | 34                  | 102,117                  | 3,003                 | 30  | 7,217                    | 241                   |
| Cattaraugus    | 2,599               | 858,283                  | 330                   | 914                 | 388,970                  | 426                   | 43                  | 104,642                  | 2,434                 | 39  | 11,880                   | 305                   |
| Cayuga         | 1,963               | 898,425                  | 458                   | 831                 | 462,584                  | 557                   | 25                  | 55,385                   | 2,215                 | 56  | 20,255                   | 362                   |
| Chautauqua     | 4,302               | 1,204,046                | 280                   | 1,301               | 401,375                  | 309                   | 72                  | 163,713                  | 2,274                 | 69  | 32,570                   | 472                   |
| Chemung        | 1,486               | 606,375                  | 408                   | 485                 | 211,280                  | 436                   | 39                  | 91,625                   | 2,349                 | 17  | 6,423                    | 378                   |
| Chenango       | 1,678               | 836,585                  | 499                   | 338                 | 211,746                  | 626                   | 26                  | 65,314                   | 2,512                 | 2   | 295                      | 147                   |
| Clinton        | 3,384               | 1,661,739                | 491                   | 1,551               | 912,820                  | 589                   | 37                  | 99,808                   | 2,698                 | 53  | 16,089                   | 304                   |
| Columbia       | 547                 | 270,335                  | 494                   | 144                 | 82,885                   | 576                   | 9                   | 32,592                   | 3,621                 | 4   | 2,849                    | 712                   |
| Cortland       | 1,538               | 582,881                  | 379                   | 582                 | 292,605                  | 503                   | 18                  | 45,865                   | 2,548                 | 32  | 10,701                   | 334                   |
| Delaware       | 1,305               | 638,262                  | 489                   | 554                 | 328,755                  | 593                   | 12                  | 25,042                   | 2,087                 | 6   | 2,788                    | 465                   |
| Dutchess       | 1,816               | 834,689                  | 460                   | 543                 | 319,640                  | 589                   | 28                  | 82,416                   | 2,943                 | 6   | 7,679                    | 1,280                 |
| Erie           | 32,833              | 6,500,823                | 198                   | 5,434               | 1,065,991                | 196                   | 279                 | 586,592                  | 2,102                 | 36  | 15,239                   | 423                   |
| Essex          | 824                 | 436,750                  | 530                   | 276                 | 180,653                  | 655                   | 9                   | 27,205                   | 3,023                 | 7   | 3,441                    | 492                   |
| Franklin       | 1,979               | 1,105,185                | 558                   | 977                 | 653,195                  | 669                   | 42                  | 114,262                  | 2,721                 | 130   | 42,255                   | 325                   |
| Fulton         | 2,028               | 974,705                  | 481                   | 866                 | 510,205                  | 589                   | 37                  | 80,510                   | 2,176                 | 26  | 9,382                    | 361                   |
| Genesee        | 1,008               | 319,780                  | 317                   | 322                 | 125,880                  | 391                   | 12                  | 28,799                   | 2,400                 | 0   | 0                        | 0                     |
| Greene         | 1,227               | 606,775                  | 495                   | 490                 | 308,620                  | 630                   | 14                  | 44,374                   | 3,170                 | 7   | 5,564                    | 795                   |
| Hamilton       | 91                  | 52,243                   | 574                   | 29                  | 18,600                   | 641                   | 2                   | 4,748                    | 2,374                 | 1   | 124                      | 124                   |
| Herkimer       | 1,419               | 676,144                  | 476                   | 487                 | 288,550                  | 593                   | 32                  | 90,348                   | 2,823                 | 5   | 3,515                    | 703                   |
| Jefferson      | 2,139               | 1,037,776                | 485                   | 785                 | 466,020                  | 594                   | 17                  | 40,139                   | 2,361                 | 5   | 864                      | 173                   |
| Lewis          | 871                 | 463,966                  | 533                   | 408                 | 262,585                  | 644                   | 7                   | 20,576                   | 2,939                 | 0   | 0                        | 0                     |
| Livingston     | 1,095               | 459,789                  | 420                   | 334                 | 161,925                  | 485                   | 16                  | 24,080                   | 1,505                 | 4   | 1,113                    | 278                   |
| Madison        | 1,507               | 719,266                  | 477                   | 531                 | 301,450                  | 568                   | 20                  | 41,565                   | 2,078                 | 37  | 16,010                   | 433                   |
| Monroe         | 7,061               | 2,743,015                | 388                   | 1,878               | 753,595                  | 401                   | 85                  | 185,573                  | 2,183                 | 23  | 12,328                   | 536                   |
| Montgomery     | 1,781               | 838,700                  | 471                   | 708                 | 392,922                  | 555                   | 34                  | 81,901                   | 2,409                 | 16  | 4,910                    | 307                   |
| Nassau         | 1,557               | 474,733                  | 305                   | 407                 | 145,305                  | 357                   | 13                  | 35,130                   | 2,702                 | 8   | 1,384                    | 173                   |
| Niagara        | 4,608               | 1,247,300                | 271                   | 1,423               | 438,491                  | 308                   | 26                  | 52,427                   | 2,016                 | 35  | 11,518                   | 329                   |
| Oneida         | 6,366               | 2,875,540                | 452                   | 2,682               | 1,386,195                | 517                   | 76                  | 192,435                  | 2,532                 | 33  | 12,581                   | 381                   |
| Onondaga       | 5,401               | 2,128,430                | 394                   | 1,660               | 678,018                  | 408                   | 29                  | 72,131                   | 2,487                 | 91  | 27,887                   | 306                   |
| Ontario        | 1,145               | 438,827                  | 383                   | 298                 | 126,380                  | 424                   | 9                   | 16,947                   | 1,883                 | 14  | 6,362                    | 454                   |
| Orange         | 3,040               | 1,306,415                | 430                   | 1,067               | 506,885                  | 475                   | 28                  | 104,190                  | 3,721                 | 4   | 4,157                    | 1,039                 |
| Orleans        | 1,157               | 440,491                  | 381                   | 380                 | 184,805                  | 486                   | 13                  | 26,165                   | 2,013                 | 6   | 2,690                    | 448                   |
| Oswego         | 2,161               | 1,041,326                | 482                   | 577                 | 342,425                  | 593                   | 25                  | 38,942                   | 1,558                 | 26  | 5,126                    | 197                   |
| Otsego         | 1,988               | 1,015,750                | 511                   | 895                 | 559,630                  | 625                   | 20                  | 51,055                   | 2,553                 | 9   | 3,118                    | 346                   |
| Putnam         | 139                 | 56,170                   | 404                   | 40                  | 18,575                   | 464                   | 1                   | 4,500                    | 4,500                 | 0   | 0                        | 0                     |
| Rensselaer     | 2,194               | 987,205                  | 450                   | 720                 | 389,184                  | 541                   | 17                  | 52,485                   | 3,087                 | 6   | 9,261                    | 1,543                 |
| Rockland       | 1,431               | 574,095                  | 401                   | 533                 | 215,990                  | 405                   | 2                   | 6,270                    | 3,135                 | 0   | 0                        | 0                     |
| St.Lawrence    | 4,805               | 2,110,535                | 439                   | 2,241               | 1,217,091                | 543                   | 45                  | 97,633                   | 2,170                 | 93  | 29,004                   | 312                   |
| Saratoga       | 2,688               | 1,248,157                | 464                   | 865                 | 521,032                  | 602                   | 75                  | 180,476                  | 2,406                 | 45  | 7,000                    | 156                   |
| Schenectady    | 1,581               | 627,195                  | 397                   | 356                 | 158,290                  | 445                   | 19                  | 60,550                   | 3,187                 | 2   | 603                      | 302                   |
| Schoharie      | 976                 | 499,590                  | 512                   | 432                 | 274,595                  | 636                   | 22                  | 63,439                   | 2,884                 | 5   | 2,404                    | 481                   |
| Schuyler       | 779                 | 401,295                  | 515                   | 314                 | 190,195                  | 606                   | 15                  | 37,258                   | 2,484                 | 3   | 904                      | 301                   |
| Seneca         | 480                 | 205,260                  | 428                   | 158                 | 78,770                   | 499                   | 8                   | 21,785                   | 2,723                 | 10  | 2,771                    | 277                   |
| Steuben        | 4,045               | 1,423,710                | 352                   | 1,821               | 743,370                  | 408                   | 36                  | 82,325                   | 2,287                 | 51  | 38,754                   | 760                   |
| Suffolk        | 8,115               | 3,039,141                | 375                   | 3,674               | 1,653,209                | 450                   | 48                  | 148,809                  | 3,100                 | 55  | 27,288                   | 496                   |
| Sullivan       | 2,644               | 1,337,207                | 506                   | 1,189               | 718,200                  | 604                   | 18                  | 39,917                   | 2,218                 | 1   | 1,200                    | 1,200                 |
| Tioga          | 1,804               | 896,628                  | 497                   | 826                 | 496,290                  | 601                   | 21                  | 48,889                   | 2,328                 | 25  | 10,034                   | 401                   |
| Tompkins       | 972                 | 430,700                  | 443                   | 388                 | 203,755                  | 525                   | 10                  | 26,336                   | 2,634                 | 8   | 3,622                    | 453                   |
| Ulster         | 3,864               | 1,821,630                | 471                   | 1,575               | 892,604                  | 567                   | 33                  | 97,363                   | 2,950                 | 23  | 12,160                   | 529                   |
| Warren         | 1,240               | 608,295                  | 491                   | 428                 | 259,970                  | 607                   | 35                  | 109,272                  | 3,122                 | 7   | 5,620                    | 803                   |
| Washington     | 1,373               | 670,150                  | 488                   | 518                 | 301,720                  | 582                   | 21                  | 48,210                   | 2,296                 | 16  | 5,240                    | 328                   |
| Wayne          | 1,025               | 463,127                  | 452                   | 297                 | 152,530                  | 514                   | 26                  | 44,055                   | 1,694                 | 3   | 1,238                    | 413                   |
| Westchester    | 166                 | 82,690                   | 498                   | 12                  | 7,005                    | 584                   | 1                   | 5,700                    | 5,700                 | 0   | 0                        | 0                     |
| Wyoming        | 606                 | 180,250                  | 297                   | 181                 | 60,007                   | 332                   | 3                   | 7,955                    | 2,652                 | 3   | 1,321                    | 440                   |
| Yates          | 563                 | 229,860                  | 408                   | 198                 | 101,735                  | 514                   | 12                  | 30,444                   | 2,537                 | 6   | 3,857                    | 643                   |

\* Please note: This data table contains only benefits authorized in the NYS WMS Payment System for FFY-2008. The 2008 HEAP Federal Fiscal Year is October 1, 2007 thru September 30, 2008.

Table 28  
 ALL FAMILIES FEDERAL WORK PARTICIPATION RATES  
 TANF, Safety Net Assistance - MOE and Combined TANF and Safety Net Assistance MOE  
 June 2008

| Local District  | Combined TANF & SNA-MOE |           |             | TANF  |           |             | Safety Net Assistance-MOE |           |             |
|-----------------|-------------------------|-----------|-------------|-------|-----------|-------------|---------------------------|-----------|-------------|
|                 | Rate                    | Numerator | Denominator | Rate  | Numerator | Denominator | Rate                      | Numerator | Denominator |
| New York State* | 33.6%                   | 29,222    | 86,915      | 27.1% | 14,676    | 54,326      | 44.6%                     | 14,547    | 32,589      |
| New York City*  | 34.4%                   | 20,489    | 59,720      | 25.4% | 8,558     | 34,106      | 46.5%                     | 11,931    | 25,614      |
| Rest of State   | 30.0%                   | 7,169     | 23,859      | 28.9% | 4,898     | 16,944      | 32.8%                     | 2,271     | 6,915       |
| Albany          | 24.7%                   | 214       | 866         | 24.1% | 151       | 626         | 26.3%                     | 63        | 240         |
| Allegany        | 19.0%                   | 26        | 137         | 19.0% | 22        | 116         | 19.0%                     | 4         | 21          |
| Broome          | 25.3%                   | 174       | 689         | 26.3% | 131       | 498         | 22.5%                     | 43        | 191         |
| Cattaraugus     | 35.3%                   | 30        | 85          | 35.4% | 23        | 65          | 35.0%                     | 7         | 20          |
| Cayuga          | 28.0%                   | 33        | 118         | 27.5% | 28        | 102         | 31.3%                     | 5         | 16          |
| Chautauqua      | 24.7%                   | 153       | 619         | 24.4% | 109       | 446         | 25.4%                     | 44        | 173         |
| Chemung         | 27.2%                   | 97        | 357         | 24.9% | 67        | 269         | 34.1%                     | 30        | 88          |
| Chenango        | 26.0%                   | 20        | 77          | 25.0% | 18        | 72          | 40.0%                     | 2         | 5           |
| Clinton         | 20.5%                   | 53        | 258         | 19.6% | 44        | 225         | 27.3%                     | 9         | 33          |
| Columbia        | 18.1%                   | 19        | 105         | 18.8% | 18        | 96          | 11.1%                     | 1         | 9           |
| Cortland        | 26.0%                   | 38        | 146         | 24.6% | 32        | 130         | 37.5%                     | 6         | 16          |
| Delaware        | 40.0%                   | 10        | 25          | 41.7% | 10        | 24          | 0.0%                      | 0         | 1           |
| Dutchess        | 21.9%                   | 58        | 265         | 20.8% | 45        | 216         | 26.5%                     | 13        | 49          |
| Erie            | 41.0%                   | 1,411     | 3,442       | 39.8% | 903       | 2,269       | 43.3%                     | 508       | 1,173       |
| Essex           | 16.7%                   | 5         | 30          | 17.9% | 5         | 28          | 0.0%                      | 0         | 2           |
| Franklin        | 36.1%                   | 26        | 72          | 35.1% | 20        | 57          | 40.0%                     | 6         | 15          |
| Fulton          | 38.9%                   | 14        | 36          | 42.4% | 14        | 33          | 0.0%                      | 0         | 3           |
| Genesee         | 18.6%                   | 13        | 70          | 15.0% | 9         | 60          | 40.0%                     | 4         | 10          |
| Greene          | 18.9%                   | 17        | 90          | 17.1% | 12        | 70          | 25.0%                     | 5         | 20          |
| Hamilton        | 20.0%                   | 1         | 5           | 20.0% | 1         | 5           | NA                        | 0         | 0           |
| Herkimer        | 11.8%                   | 12        | 102         | 12.0% | 11        | 92          | 10.0%                     | 1         | 10          |
| Jefferson       | 33.9%                   | 20        | 59          | 33.3% | 17        | 51          | 37.5%                     | 3         | 8           |
| Lewis           | 35.7%                   | 5         | 14          | 38.5% | 5         | 13          | 0.0%                      | 0         | 1           |
| Livingston      | 15.7%                   | 17        | 108         | 14.4% | 13        | 90          | 22.2%                     | 4         | 18          |
| Madison         | 12.1%                   | 7         | 58          | 12.5% | 7         | 56          | 0.0%                      | 0         | 2           |
| Monroe          | 24.4%                   | 1,100     | 4,505       | 24.0% | 684       | 2,845       | 25.1%                     | 416       | 1,660       |
| Montgomery      | 9.9%                    | 12        | 121         | 10.0% | 11        | 110         | 9.1%                      | 1         | 11          |
| Nassau          | 25.6%                   | 378       | 1,475       | 26.0% | 267       | 1,028       | 24.8%                     | 111       | 447         |
| Niagara         | 28.7%                   | 189       | 658         | 27.0% | 134       | 496         | 34.0%                     | 55        | 162         |
| Oneida          | 24.5%                   | 190       | 776         | 22.7% | 135       | 594         | 30.2%                     | 55        | 182         |
| Onondaga        | 36.0%                   | 437       | 1,215       | 37.2% | 327       | 880         | 32.8%                     | 110       | 335         |
| Ontario         | 25.7%                   | 44        | 171         | 25.0% | 36        | 144         | 29.6%                     | 8         | 27          |
| Orange          | 39.3%                   | 266       | 677         | 37.5% | 191       | 510         | 44.9%                     | 75        | 167         |
| Orleans         | 32.5%                   | 38        | 117         | 36.2% | 34        | 94          | 17.4%                     | 4         | 23          |
| Oswego          | 24.0%                   | 47        | 196         | 23.4% | 41        | 175         | 28.6%                     | 6         | 21          |
| Otsego          | 20.0%                   | 3         | 15          | 25.0% | 3         | 12          | 0.0%                      | 0         | 3           |
| Putnam          | 36.4%                   | 4         | 11          | 36.4% | 4         | 11          | NA                        | 0         | 0           |
| Rensselaer      | 18.1%                   | 106       | 587         | 18.6% | 89        | 478         | 15.6%                     | 17        | 109         |
| Rockland        | 32.0%                   | 58        | 181         | 28.5% | 37        | 130         | 41.2%                     | 21        | 51          |
| St. Lawrence    | 27.5%                   | 75        | 273         | 26.9% | 63        | 234         | 30.8%                     | 12        | 39          |
| Saratoga        | 16.7%                   | 3         | 18          | 17.6% | 3         | 17          | 0.0%                      | 0         | 1           |
| Schenectady     | 26.6%                   | 81        | 304         | 25.1% | 55        | 219         | 30.6%                     | 26        | 85          |
| Schoharie       | 62.5%                   | 5         | 8           | 62.5% | 5         | 8           | NA                        | 0         | 0           |
| Schuyler        | 27.0%                   | 10        | 37          | 27.3% | 9         | 33          | 25.0%                     | 1         | 4           |
| Seneca          | 29.0%                   | 9         | 31          | 30.8% | 8         | 26          | 20.0%                     | 1         | 5           |
| Steuben         | 21.0%                   | 45        | 214         | 16.9% | 26        | 154         | 31.7%                     | 19        | 60          |
| Suffolk         | 40.1%                   | 623       | 1,554       | 38.2% | 423       | 1,108       | 44.8%                     | 200       | 446         |
| Sullivan        | 17.0%                   | 32        | 188         | 15.8% | 26        | 165         | 26.1%                     | 6         | 23          |
| Tioga           | 26.0%                   | 19        | 73          | 27.4% | 17        | 62          | 18.2%                     | 2         | 11          |
| Tompkins        | 15.2%                   | 32        | 211         | 13.3% | 22        | 166         | 22.2%                     | 10        | 45          |
| Ulster          | 16.2%                   | 51        | 315         | 15.7% | 42        | 268         | 19.1%                     | 9         | 47          |
| Warren          | 32.5%                   | 13        | 40          | 33.3% | 13        | 39          | 0.0%                      | 0         | 1           |
| Washington      | 37.7%                   | 20        | 53          | 38.5% | 20        | 52          | 0.0%                      | 0         | 1           |
| Wayne           | 25.4%                   | 29        | 114         | 24.5% | 24        | 98          | 31.3%                     | 5         | 16          |
| Westchester     | 41.7%                   | 764       | 1,830       | 41.2% | 423       | 1,027       | 42.5%                     | 341       | 803         |
| Wyoming         | 30.3%                   | 10        | 33          | 30.0% | 9         | 30          | 33.3%                     | 1         | 3           |
| Yates           | 12.0%                   | 3         | 25          | 9.1%  | 2         | 22          | 33.3%                     | 1         | 3           |

\* Statewide and New York City participation rates are estimated from federal disaggregated reporting samples, which are the source of the rates used by the U.S. Department of Health and Human Services to determine if a state has met participation goals. Because the sample size is insufficient to permit rate estimates for non-NYC districts, rates for those districts are derived directly from automated systems data. Thus, Rest of State and New York City numerators and denominators will not sum to the statewide total. Estimates are from second quarter FFY 2008 samples.

Table 29  
 WORK SANCTION STATUS BY PRESENCE IN FEDERAL ALL FAMILIES WORK PARTICIPATION CALCULATION  
 TANF, Safety Net Assistance - MOE and Combined TANF and Safety Net Assistance MOE  
 June 2008

| Local District  | Combined TANF & SNA-MOE       |                                     | TANF                          |                                     | Safety Net Assistance - MOE   |                                     |
|-----------------|-------------------------------|-------------------------------------|-------------------------------|-------------------------------------|-------------------------------|-------------------------------------|
|                 | Sanctioned In The Denominator | Sanctioned Removed From Denominator | Sanctioned In The Denominator | Sanctioned Removed From Denominator | Sanctioned In The Denominator | Sanctioned Removed From Denominator |
| New York State* | 6,868                         | 7,634                               | 3,795                         | 4,443                               | 3,073                         | 3,191                               |
| New York City*  | 4,733                         | 6,872                               | 2,432                         | 3,884                               | 2,301                         | 2,988                               |
| Rest of State   | 1,839                         | 996                                 | 917                           | 719                                 | 922                           | 277                                 |
| Albany          | 52                            | 32                                  | 26                            | 24                                  | 26                            | 8                                   |
| Allegany        | 23                            | 10                                  | 15                            | 9                                   | 8                             | 1                                   |
| Broome          | 49                            | 21                                  | 29                            | 15                                  | 20                            | 6                                   |
| Cattaraugus     | 3                             | 0                                   | 2                             | 0                                   | 1                             | 0                                   |
| Cayuga          | 13                            | 3                                   | 11                            | 2                                   | 2                             | 1                                   |
| Chautauqua      | 52                            | 32                                  | 28                            | 25                                  | 24                            | 7                                   |
| Chemung         | 23                            | 13                                  | 11                            | 11                                  | 12                            | 2                                   |
| Chenango        | 2                             | 0                                   | 1                             | 0                                   | 1                             | 0                                   |
| Clinton         | 3                             | 2                                   | 2                             | 2                                   | 1                             | 0                                   |
| Columbia        | 9                             | 6                                   | 6                             | 5                                   | 3                             | 1                                   |
| Cortland        | 10                            | 3                                   | 7                             | 2                                   | 3                             | 1                                   |
| Delaware        | 2                             | 2                                   | 2                             | 2                                   | 0                             | 0                                   |
| Dutchess        | 11                            | 8                                   | 9                             | 7                                   | 2                             | 1                                   |
| Erie            | 328                           | 140                                 | 144                           | 105                                 | 184                           | 35                                  |
| Essex           | 2                             | 2                                   | 1                             | 2                                   | 1                             | 0                                   |
| Franklin        | 6                             | 5                                   | 4                             | 3                                   | 2                             | 2                                   |
| Fulton          | 2                             | 2                                   | 1                             | 2                                   | 1                             | 0                                   |
| Genesee         | 3                             | 10                                  | 2                             | 7                                   | 1                             | 3                                   |
| Greene          | 11                            | 8                                   | 7                             | 8                                   | 4                             | 0                                   |
| Hamilton        | 0                             | 0                                   | 0                             | 0                                   | 0                             | 0                                   |
| Herkimer        | 8                             | 4                                   | 7                             | 4                                   | 1                             | 0                                   |
| Jefferson       | 1                             | 3                                   | 1                             | 3                                   | 0                             | 0                                   |
| Lewis           | 2                             | 0                                   | 2                             | 0                                   | 0                             | 0                                   |
| Livingston      | 5                             | 1                                   | 3                             | 1                                   | 2                             | 0                                   |
| Madison         | 2                             | 0                                   | 2                             | 0                                   | 0                             | 0                                   |
| Monroe          | 418                           | 210                                 | 185                           | 120                                 | 233                           | 90                                  |
| Montgomery      | 2                             | 9                                   | 2                             | 8                                   | 0                             | 1                                   |
| Nassau          | 122                           | 65                                  | 65                            | 52                                  | 57                            | 13                                  |
| Niagara         | 81                            | 36                                  | 43                            | 28                                  | 38                            | 8                                   |
| Oneida          | 62                            | 30                                  | 33                            | 24                                  | 29                            | 6                                   |
| Onondaga        | 107                           | 50                                  | 53                            | 33                                  | 54                            | 17                                  |
| Ontario         | 16                            | 5                                   | 9                             | 5                                   | 7                             | 0                                   |
| Orange          | 34                            | 21                                  | 17                            | 19                                  | 17                            | 2                                   |
| Orleans         | 13                            | 5                                   | 8                             | 5                                   | 5                             | 0                                   |
| Oswego          | 13                            | 17                                  | 10                            | 11                                  | 3                             | 6                                   |
| Otsego          | 1                             | 1                                   | 0                             | 1                                   | 1                             | 0                                   |
| Putnam          | 1                             | 1                                   | 1                             | 1                                   | 0                             | 0                                   |
| Rensselaer      | 26                            | 16                                  | 19                            | 13                                  | 7                             | 3                                   |
| Rockland        | 15                            | 5                                   | 4                             | 5                                   | 11                            | 0                                   |
| St. Lawrence    | 13                            | 13                                  | 9                             | 10                                  | 4                             | 3                                   |
| Saratoga        | 0                             | 1                                   | 0                             | 1                                   | 0                             | 0                                   |
| Schenectady     | 43                            | 22                                  | 19                            | 15                                  | 24                            | 7                                   |
| Schoharie       | 0                             | 0                                   | 0                             | 0                                   | 0                             | 0                                   |
| Schuyler        | 1                             | 0                                   | 1                             | 0                                   | 0                             | 0                                   |
| Seneca          | 1                             | 3                                   | 0                             | 3                                   | 1                             | 0                                   |
| Steuben         | 12                            | 7                                   | 6                             | 6                                   | 6                             | 1                                   |
| Suffolk         | 113                           | 72                                  | 50                            | 56                                  | 63                            | 16                                  |
| Sullivan        | 28                            | 16                                  | 20                            | 13                                  | 8                             | 3                                   |
| Tioga           | 3                             | 4                                   | 3                             | 4                                   | 0                             | 0                                   |
| Tompkins        | 14                            | 11                                  | 10                            | 8                                   | 4                             | 3                                   |
| Ulster          | 15                            | 17                                  | 9                             | 13                                  | 6                             | 4                                   |
| Warren          | 0                             | 2                                   | 0                             | 2                                   | 0                             | 0                                   |
| Washington      | 2                             | 2                                   | 2                             | 1                                   | 0                             | 1                                   |
| Wayne           | 12                            | 6                                   | 6                             | 5                                   | 6                             | 1                                   |
| Westchester     | 47                            | 41                                  | 8                             | 17                                  | 39                            | 24                                  |
| Wyoming         | 1                             | 1                                   | 1                             | 1                                   | 0                             | 0                                   |
| Yates           | 1                             | 0                                   | 1                             | 0                                   | 0                             | 0                                   |

\* Statewide and New York City sanction rates are estimated from federal disaggregated reporting samples, which are the source of such data used by the U.S. Department of Health and Human Services to determine if a state has met participation goals. Because the sample size is insufficient to permit sanction estimates for non-NYC districts, data for those districts are derived directly from automated systems. Thus, Rest of State and New York City counts may not sum to the statewide total. This table uses a federal definition of sanction, and includes only persons who are deemed a work eligible individual and are sanctioned for non-compliance for work or substance abuse requirements. Estimates are second quarter FFY 2008 samples.

Table 30  
**TEMPORARY ASSISTANCE CASES WITH EARNED INCOME**  
 Cases, Average Gross Earned Income and Average Net Earned Income after Application of Disregards  
 June 2008

| Local District | TANF   |                             |                           | Safety Net Assistance - MOE |                             |                           | Safety Net Assistance - Non-MOE |                             |                           |
|----------------|--------|-----------------------------|---------------------------|-----------------------------|-----------------------------|---------------------------|---------------------------------|-----------------------------|---------------------------|
|                | Cases  | Average Gross Earned Income | Average Net Earned Income | Cases                       | Average Gross Earned Income | Average Net Earned Income | Cases                           | Average Gross Earned Income | Average Net Earned Income |
| New York State | 11,620 | \$828                       | \$377                     | 11,337                      | \$806                       | \$358                     | 5,913                           | \$981                       | \$636                     |
| New York City  | 8,100  | 857                         | 393                       | 9,403                       | 798                         | 352                       | 4,441                           | 1,046                       | 705                       |
| Rest of State  | 3,520  | 760                         | 340                       | 1,934                       | 847                         | 388                       | 1,472                           | 786                         | 428                       |
| Albany         | 90     | 727                         | 316                       | 56                          | 844                         | 379                       | 29                              | 825                         | 447                       |
| Allegany       | 23     | 640                         | 276                       | 8                           | 417                         | 164                       | 19                              | 502                         | 217                       |
| Broome         | 77     | 722                         | 318                       | 45                          | 798                         | 355                       | 35                              | 610                         | 294                       |
| Cattaraugus    | 15     | 707                         | 404                       | 6                           | 671                         | 298                       | 6                               | 367                         | 246                       |
| Cayuga         | 19     | 816                         | 364                       | 5                           | 869                         | 390                       | 7                               | 764                         | 358                       |
| Chautauqua     | 92     | 718                         | 349                       | 46                          | 738                         | 387                       | 55                              | 628                         | 304                       |
| Chemung        | 65     | 699                         | 305                       | 33                          | 718                         | 322                       | 23                              | 697                         | 320                       |
| Chenango       | 7      | 622                         | 266                       | 0                           | 0                           | 0                         | 8                               | 537                         | 261                       |
| Clinton        | 35     | 632                         | 273                       | 11                          | 581                         | 247                       | 17                              | 701                         | 365                       |
| Columbia       | 12     | 631                         | 273                       | 2                           | 920                         | 415                       | 4                               | 837                         | 461                       |
| Cortland       | 26     | 665                         | 289                       | 11                          | 804                         | 399                       | 10                              | 515                         | 279                       |
| Delaware       | 7      | 740                         | 322                       | 0                           | 0                           | 0                         | 1                               | 390                         | 300                       |
| Dutchess       | 32     | 741                         | 333                       | 5                           | 607                         | 261                       | 13                              | 980                         | 581                       |
| Erie           | 456    | 768                         | 340                       | 332                         | 837                         | 377                       | 171                             | 917                         | 442                       |
| Essex          | 6      | 677                         | 292                       | 0                           | 0                           | 0                         | 6                               | 509                         | 330                       |
| Franklin       | 7      | 434                         | 172                       | 5                           | 401                         | 155                       | 12                              | 496                         | 275                       |
| Fulton         | 6      | 987                         | 448                       | 0                           | 0                           | 0                         | 3                               | 867                         | 388                       |
| Genesee        | 10     | 639                         | 275                       | 3                           | 1,012                       | 461                       | 4                               | 374                         | 285                       |
| Greene         | 19     | 773                         | 343                       | 9                           | 480                         | 196                       | 8                               | 706                         | 326                       |
| Hamilton       | 2      | 906                         | 385                       | 0                           | 0                           | 0                         | 1                               | 1,518                       | 714                       |
| Herkimer       | 9      | 529                         | 219                       | 2                           | 524                         | 217                       | 3                               | 259                         | 164                       |
| Jefferson      | 14     | 778                         | 359                       | 3                           | 847                         | 400                       | 15                              | 665                         | 587                       |
| Lewis          | 1      | 897                         | 404                       | 0                           | 0                           | 0                         | 1                               | 687                         | 298                       |
| Livingston     | 15     | 762                         | 333                       | 5                           | 781                         | 366                       | 7                               | 350                         | 190                       |
| Madison        | 9      | 530                         | 221                       | 0                           | 0                           | 0                         | 3                               | 1,013                       | 499                       |
| Monroe         | 650    | 759                         | 341                       | 499                         | 863                         | 395                       | 238                             | 677                         | 441                       |
| Montgomery     | 20     | 765                         | 338                       | 6                           | 759                         | 348                       | 4                               | 542                         | 251                       |
| Nassau         | 223    | 852                         | 389                       | 97                          | 824                         | 373                       | 67                              | 728                         | 418                       |
| Niagara        | 91     | 703                         | 307                       | 43                          | 799                         | 357                       | 28                              | 426                         | 200                       |
| Oneida         | 110    | 685                         | 305                       | 59                          | 854                         | 382                       | 111                             | 1,169                       | 744                       |
| Onondaga       | 152    | 731                         | 322                       | 90                          | 912                         | 415                       | 79                              | 925                         | 438                       |
| Ontario        | 27     | 678                         | 324                       | 8                           | 830                         | 378                       | 10                              | 412                         | 220                       |
| Orange         | 130    | 860                         | 390                       | 72                          | 891                         | 405                       | 49                              | 923                         | 443                       |
| Orleans        | 20     | 606                         | 259                       | 1                           | 487                         | 199                       | 16                              | 607                         | 299                       |
| Oswego         | 32     | 763                         | 341                       | 2                           | 1,072                       | 505                       | 13                              | 480                         | 200                       |
| Otsego         | 3      | 453                         | 182                       | 0                           | 0                           | 0                         | 5                               | 315                         | 225                       |
| Putnam         | 5      | 1,262                       | 633                       | 0                           | 0                           | 0                         | 1                               | 186                         | 96                        |
| Rensselaer     | 86     | 594                         | 253                       | 17                          | 584                         | 481                       | 21                              | 757                         | 348                       |
| Rockland       | 81     | 769                         | 341                       | 25                          | 928                         | 424                       | 56                              | 1,081                       | 512                       |
| St.Lawrence    | 43     | 573                         | 242                       | 12                          | 633                         | 272                       | 33                              | 563                         | 273                       |
| Saratoga       | 4      | 1,012                       | 461                       | 0                           | 0                           | 0                         | 5                               | 326                         | 255                       |
| Schenectady    | 61     | 775                         | 343                       | 28                          | 837                         | 376                       | 16                              | 983                         | 572                       |
| Schoharie      | 1      | 620                         | 265                       | 0                           | 0                           | 0                         | 0                               | 0                           | 0                         |
| Schuyler       | 11     | 730                         | 322                       | 2                           | 893                         | 402                       | 9                               | 706                         | 330                       |
| Seneca         | 6      | 626                         | 268                       | 1                           | 1,013                       | 462                       | 2                               | 301                         | 211                       |
| Steuben        | 29     | 583                         | 247                       | 24                          | 671                         | 307                       | 18                              | 569                         | 257                       |
| Suffolk        | 227    | 926                         | 433                       | 149                         | 989                         | 453                       | 91                              | 808                         | 441                       |
| Sullivan       | 20     | 663                         | 297                       | 4                           | 1,036                       | 481                       | 16                              | 765                         | 387                       |
| Tioga          | 10     | 855                         | 383                       | 1                           | 723                         | 317                       | 3                               | 812                         | 346                       |
| Tompkins       | 28     | 640                         | 279                       | 10                          | 764                         | 337                       | 16                              | 674                         | 302                       |
| Ulster         | 50     | 828                         | 371                       | 15                          | 721                         | 315                       | 18                              | 992                         | 483                       |
| Warren         | 6      | 909                         | 415                       | 1                           | 1,249                       | 607                       | 5                               | 1,072                       | 904                       |
| Washington     | 14     | 663                         | 286                       | 0                           | 0                           | 0                         | 4                               | 216                         | 126                       |
| Wayne          | 15     | 697                         | 305                       | 4                           | 693                         | 305                       | 6                               | 291                         | 198                       |
| Westchester    | 302    | 782                         | 346                       | 175                         | 893                         | 414                       | 65                              | 918                         | 521                       |
| Wyoming        | 9      | 788                         | 349                       | 2                           | 479                         | 249                       | 5                               | 522                         | 252                       |
| Yates          | 0      | 0                           | 0                         | 0                           | 0                           | 0                         | 1                               | 1,387                       | 648                       |