



**Office of Temporary  
and Disability Assistance**



# **Temporary and Disability Assistance Statistics**

**February 2019**



# Temporary and Disability Assistance Statistics

February 2019



## Temporary Assistance

|                                                                                   | This Month           | Change From Last Month    | Change From Last Year      |
|-----------------------------------------------------------------------------------|----------------------|---------------------------|----------------------------|
|  | <b>491,918</b>       | <b>-2,906 (-0.6%)</b>     | <b>-45,321 (-8.4%)</b>     |
|  | <b>\$173,312,952</b> | <b>-\$5.9 mil (-3.3%)</b> | <b>-\$14.7 mil (-7.8%)</b> |

## Supplemental Nutrition Assistance Program

|                                                                                     | This Month           | Change From Last Month     | Change From Last Year      |
|-------------------------------------------------------------------------------------|----------------------|----------------------------|----------------------------|
|    | <b>2,690,578</b>     | <b>-14,529 (-0.5%)</b>     | <b>-117,832 (-4.2%)</b>    |
|  | <b>\$367,624,250</b> | <b>-\$11.5 mil (-3.0%)</b> | <b>-\$12.3 mil (-3.2%)</b> |

## Supplemental Security Income

|                                                                                     | This Month           | Change From Last Month  | Change From Last Year   |
|-------------------------------------------------------------------------------------|----------------------|-------------------------|-------------------------|
|  | <b>681,636</b>       | <b>2,985 (0.4%)</b>     | <b>-12,821 (-1.8%)</b>  |
|  | <b>\$421,037,660</b> | <b>\$2.2 mil (0.5%)</b> | <b>\$3.1 mil (0.8%)</b> |

Date Issued: April 29, 2019

# Table of Contents

## Ten Year Trend Graphs

|                                                      |   |
|------------------------------------------------------|---|
| Temporary Assistance Recipients                      | 5 |
| Supplemental Nutrition Assistance Program Recipients | 5 |
| Supplemental Security Income Recipients              | 5 |

## Temporary Assistance, SSI and SNAP Summary

|                 |                                                                                                                                                                      |   |
|-----------------|----------------------------------------------------------------------------------------------------------------------------------------------------------------------|---|
| <b>Table 1:</b> | Temporary Assistance, Family Assistance-FP, Safety Net Assistance, Supplemental Security Income and Supplemental Nutrition Assistance Program Cases by Region        | 6 |
| <b>Table 2:</b> | Temporary Assistance, Family Assistance-FP, Safety Net Assistance, Supplemental Security Income and Supplemental Nutrition Assistance Program Recipients by Region   | 6 |
| <b>Table 3:</b> | Temporary Assistance, Family Assistance-FP, Safety Net Assistance, Supplemental Security Income and Supplemental Nutrition Assistance Program Expenditures by Region | 6 |

## Temporary Assistance by Program Area

|                 |                                                                                         |    |
|-----------------|-----------------------------------------------------------------------------------------|----|
| <b>Table 4:</b> | Temporary Assistance Year to Year Monthly Comparison Cases, Recipients and Expenditures | 7  |
| <b>Table 5:</b> | Temporary Assistance Cases, Recipients, Children, Adults and Expenditures               | 8  |
| <b>Table 6:</b> | Family Assistance-FP Cases, Recipients, Children, Adults and Expenditures               | 9  |
| <b>Table 7:</b> | Safety Net Assistance Cases, Recipients, Children, Adults and Expenditures              | 10 |

## Temporary Assistance by Funding Source and Program Area

|                  |                                                                                                                                                                |    |
|------------------|----------------------------------------------------------------------------------------------------------------------------------------------------------------|----|
| <b>Table 8:</b>  | Temporary Assistance by Funding Source (Federally Participating and Federally Non-Participating) Cases, Recipients and Expenditures                            | 11 |
| <b>Table 9:</b>  | Temporary Assistance for Needy Families-FP by Program (Family Assistance-FP and Safety Net Assistance-FP) Cases, Recipients, Children, Adults and Expenditures | 12 |
| <b>Table 10:</b> | Safety Net Assistance-FNP and Family Assistance-FNP Cases, Recipients, Children, Adults and Expenditures                                                       | 13 |
| <b>Table 11:</b> | Safety Net Assistance-FNP by Maintenance of Effort Status Cases, Recipients, Children, Adults and Expenditures                                                 | 14 |
| <b>Table 12:</b> | Safety Net Assistance-FNP-Cash Total Cases, Recipients, Children, Adults and Expenditures                                                                      | 15 |
| <b>Table 13:</b> | Safety Net Assistance-FNP-Cash by Maintenance of Effort Status Cases, Recipients, Children, Adults and Expenditures                                            | 16 |
| <b>Table 14:</b> | Safety Net Assistance-FNP-Non-Cash Total Cases, Recipients, Children, Adults and Expenditures                                                                  | 17 |
| <b>Table 15:</b> | Safety Net Assistance-FNP-Non-Cash by Maintenance of Effort Status Cases, Recipients, Children, Adults and Expenditures                                        | 18 |

## Supplemental Nutrition Assistance Program

|                  |                                                                                                                               |    |
|------------------|-------------------------------------------------------------------------------------------------------------------------------|----|
| <b>Table 16:</b> | Supplemental Nutrition Assistance Program Households, Persons and Value of Supplemental Nutrition Assistance Program Benefits | 19 |
|------------------|-------------------------------------------------------------------------------------------------------------------------------|----|

## Supplemental Security Income

|                  |                                                                                                  |    |
|------------------|--------------------------------------------------------------------------------------------------|----|
| <b>Table 17:</b> | Supplemental Security Income Recipients, Total Program Expenditures and Federal and State Shares | 20 |
| <b>Table 18:</b> | Supplemental Security Income Recipients by Living Arrangement and Location                       | 21 |
| <b>Table 19:</b> | Supplemental Security Income Recipients by Living Arrangement and Category of Assistance         | 21 |

# Table of Contents

## Child Support

|                  |                                  |    |
|------------------|----------------------------------|----|
| <b>Table 20:</b> | Child Support Collections (IV-D) | 22 |
|------------------|----------------------------------|----|

## Aggregate Claims

|                  |                                                                                                                              |    |
|------------------|------------------------------------------------------------------------------------------------------------------------------|----|
| <b>Table 21:</b> | Aggregate Claims - Total Temporary Assistance                                                                                | 23 |
| <b>Table 22:</b> | Aggregate Claims - Federally Participating - TANF                                                                            | 24 |
| <b>Table 23:</b> | Aggregate Claims - Federally Non-Participating Safety Net Assistance-FNP Maintenance of Effort                               | 25 |
| <b>Table 24:</b> | Aggregate Claims - Federally Non-Participating Safety Net Assistance-FNP and Family Assistance-FNP Non-Maintenance of Effort | 26 |

## Home Energy Assistance Program

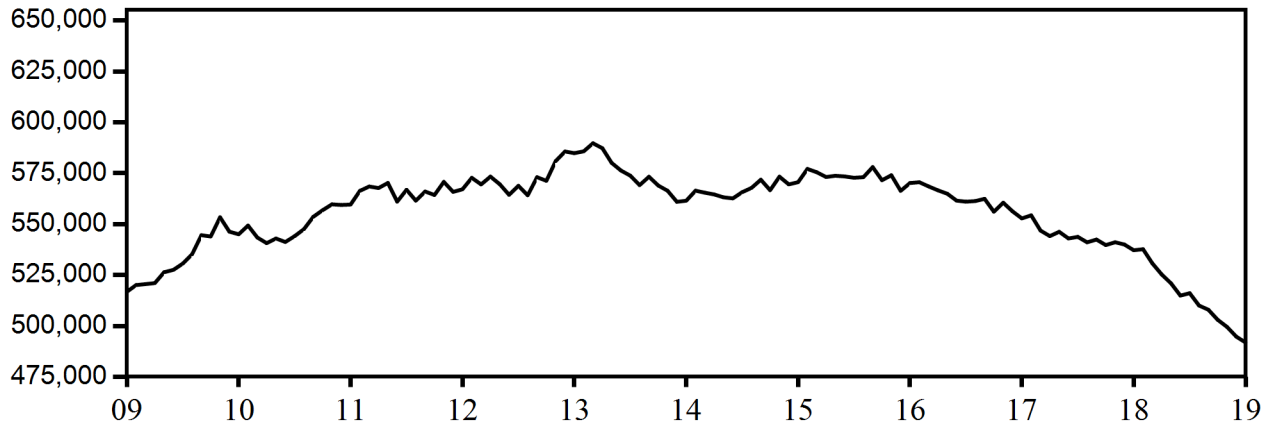
|                  |                                                                                                                             |    |
|------------------|-----------------------------------------------------------------------------------------------------------------------------|----|
| <b>Table 25:</b> | Home Energy Assistance Program Number and Dollar Amount of Benefits Authorized and Administrative Allocations               | 27 |
| <b>Table 26:</b> | Home Energy Assistance Program - Non-Emergency Number, Total Dollar Amount and Average Dollar Amount of Benefits Authorized | 28 |
| <b>Table 27:</b> | Home Energy Assistance Program - Emergency Number, Total Dollar Amount and Average Dollar Amount of Benefits Authorized     | 29 |

## Welfare to Work Statistical Tables

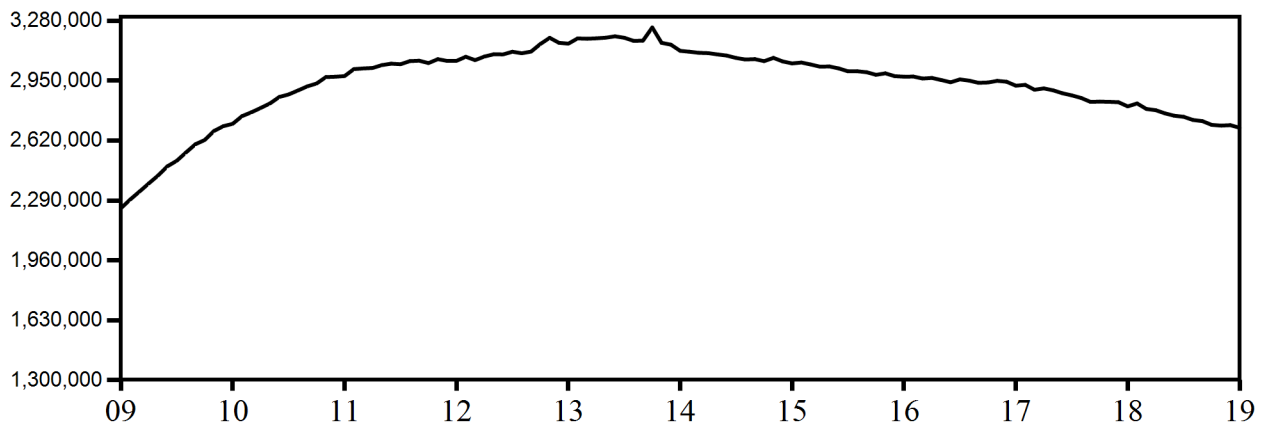
|                  |                                                                                                                                                                         |    |
|------------------|-------------------------------------------------------------------------------------------------------------------------------------------------------------------------|----|
| <b>Table 28:</b> | Federal All Families Work Participation Rates TANF, Safety Net Assistance MOE and Combined TANF and Safety Net Assistance MOE                                           | 30 |
| <b>Table 29:</b> | Work Sanction Status by Presence in Federal All Families Work Participation Calculation TANF, Safety Net Assistance MOE and Combined TANF and Safety Net Assistance MOE | 31 |
| <b>Table 30:</b> | Temporary Assistance Cases with Earned Income Cases, Average Gross Earned Income and Average Net Earned Income after Application of Disregards                          | 32 |

**NEW YORK STATE**  
**March 2009 - February 2019**  
**TEN YEAR TREND**

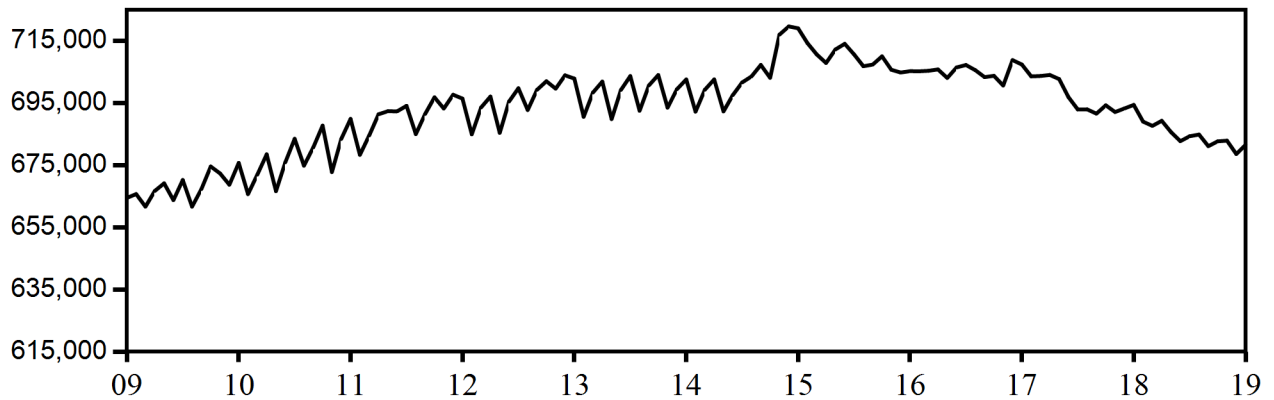
**Temporary Assistance Recipients**



**Supplemental Nutrition Assistance Program Recipients**



**Supplemental Security Income Recipients  
(Including Mental Hygiene)**



SELECTED SUMMARY PROGRAM DATA  
BY REGION

Table 1  
TEMPORARY AND DISABILITY ASSISTANCE CASES  
February 2019

| Region         | Cases                           |                      |                       |                              |                                           |
|----------------|---------------------------------|----------------------|-----------------------|------------------------------|-------------------------------------------|
|                | Temporary Assistance by Program |                      |                       | Supplemental Security Income | Supplemental Nutrition Assistance Program |
|                | Total                           | Family Assistance-FP | Safety Net Assistance |                              |                                           |
| New York State | 262,492                         | 80,293               | 182,199               | 678,277                      | 1,526,845                                 |
| New York City  | 178,642                         | 46,049               | 132,593               | 406,518                      | 905,509                                   |
| Rest of State  | 83,850                          | 34,244               | 49,606                | 271,759                      | 621,336                                   |

Table 2  
TEMPORARY AND DISABILITY ASSISTANCE RECIPIENTS  
February 2019

| Region         | Recipients                      |                      |                       |                              |                                           |
|----------------|---------------------------------|----------------------|-----------------------|------------------------------|-------------------------------------------|
|                | Temporary Assistance by Program |                      |                       | Supplemental Security Income | Supplemental Nutrition Assistance Program |
|                | Total                           | Family Assistance-FP | Safety Net Assistance |                              |                                           |
| New York State | 491,918                         | 186,063              | 305,855               | 678,277                      | 2,690,578                                 |
| New York City  | 333,620                         | 109,351              | 224,269               | 406,518                      | 1,564,537                                 |
| Rest of State  | 158,298                         | 76,712               | 81,586                | 271,759                      | 1,126,041                                 |

Table 3  
TEMPORARY AND DISABILITY ASSISTANCE EXPENDITURES  
February 2019

| Region         | Expenditures                    |                      |                       |                              |                                           |
|----------------|---------------------------------|----------------------|-----------------------|------------------------------|-------------------------------------------|
|                | Temporary Assistance by Program |                      |                       | Supplemental Security Income | Supplemental Nutrition Assistance Program |
|                | Total                           | Family Assistance-FP | Safety Net Assistance |                              |                                           |
| New York State | \$173,312,952                   | \$52,705,598         | \$120,607,354         | \$419,337,000                | \$367,624,250                             |
| New York City  | 114,226,315                     | 28,037,481           | 86,188,834            | 251,790,179                  | 226,232,078                               |
| Rest of State  | 59,086,637                      | 24,668,117           | 34,418,520            | 167,546,821                  | 141,392,172                               |

Note: Supplemental Security Income data listed here do not include Mental Hygiene data. See Tables 17 - 19 for total Supplemental Security Income data.

Table 4  
**TEMPORARY ASSISTANCE**  
 Year to Year Monthly Comparison by Local District  
 Cases, Recipients and Expenditures  
 February 2019

| Local District | February 2019 |            |               | February 2018 |            |               | February 2017 |            |               |
|----------------|---------------|------------|---------------|---------------|------------|---------------|---------------|------------|---------------|
|                | Cases         | Recipients | Expenditures  | Cases         | Recipients | Expenditures  | Cases         | Recipients | Expenditures  |
| New York State | 262,492       | 491,918    | \$173,312,952 | 283,418       | 537,239    | \$187,970,862 | 289,302       | 552,847    | \$174,558,770 |
| New York City  | 178,642       | 333,620    | 114,226,315   | 191,006       | 358,554    | 125,691,987   | 189,922       | 358,679    | 114,535,978   |
| Rest of State  | 83,850        | 158,298    | 59,086,637    | 92,412        | 178,685    | 62,278,875    | 99,380        | 194,168    | 60,022,792    |
| Albany         | 2,112         | 4,122      | 1,556,875     | 2,504         | 5,355      | 1,754,568     | 2,700         | 5,689      | 1,744,141     |
| Allegany       | 381           | 615        | 188,377       | 393           | 689        | 186,731       | 440           | 785        | 242,543       |
| Broome         | 3,230         | 5,689      | 1,694,156     | 3,495         | 6,301      | 1,842,244     | 3,728         | 6,643      | 1,930,386     |
| Cattaraugus    | 804           | 1,321      | 473,305       | 788           | 1,251      | 399,108       | 734           | 1,171      | 353,976       |
| Cayuga         | 741           | 1,244      | 530,273       | 764           | 1,315      | 455,679       | 834           | 1,518      | 483,884       |
| Chautauqua     | 1,954         | 3,814      | 1,038,462     | 2,231         | 4,431      | 1,172,876     | 2,300         | 4,677      | 1,190,237     |
| Chemung        | 686           | 1,110      | 399,367       | 682           | 1,137      | 405,723       | 660           | 1,127      | 361,969       |
| Chenango       | 339           | 532        | 165,019       | 368           | 607        | 178,959       | 399           | 653        | 185,073       |
| Clinton        | 732           | 1,100      | 437,500       | 785           | 1,219      | 467,499       | 835           | 1,277      | 481,383       |
| Columbia       | 443           | 784        | 323,973       | 453           | 804        | 329,593       | 532           | 978        | 338,335       |
| Cortland       | 592           | 947        | 354,688       | 650           | 1,058      | 339,480       | 655           | 1,078      | 369,199       |
| Delaware       | 198           | 298        | 106,784       | 190           | 301        | 94,746        | 240           | 373        | 118,524       |
| Dutchess       | 1,164         | 1,899      | 1,510,616     | 1,123         | 1,816      | 938,581       | 1,163         | 1,903      | 968,889       |
| Erie           | 12,008        | 25,264     | 6,182,877     | 13,474        | 28,891     | 7,125,836     | 14,330        | 30,755     | 7,439,807     |
| Essex          | 139           | 223        | 80,808        | 144           | 241        | 91,725        | 129           | 198        | 65,375        |
| Franklin       | 472           | 781        | 244,123       | 508           | 841        | 280,788       | 522           | 877        | 248,864       |
| Fulton         | 266           | 413        | 139,936       | 235           | 373        | 122,329       | 282           | 464        | 168,273       |
| Genesee        | 332           | 534        | 174,024       | 367           | 678        | 204,596       | 337           | 600        | 186,345       |
| Greene         | 340           | 530        | 230,575       | 325           | 554        | 240,407       | 384           | 673        | 233,467       |
| Hamilton       | 9             | 14         | 4,079         | 15            | 24         | 5,564         | 20            | 27         | 7,354         |
| Herkimer       | 452           | 787        | 233,156       | 447           | 748        | 209,962       | 500           | 819        | 234,417       |
| Jefferson      | 1,174         | 1,957      | 650,188       | 1,200         | 2,026      | 671,007       | 1,207         | 2,078      | 642,809       |
| Lewis          | 101           | 157        | 42,167        | 114           | 163        | 46,605        | 103           | 145        | 47,637        |
| Livingston     | 579           | 1,023      | 317,923       | 697           | 1,253      | 421,799       | 775           | 1,428      | 451,863       |
| Madison        | 328           | 538        | 181,684       | 344           | 575        | 193,366       | 367           | 629        | 201,211       |
| Monroe         | 9,616         | 19,211     | 5,410,038     | 11,419        | 23,157     | 6,368,580     | 13,190        | 27,068     | 7,157,024     |
| Montgomery     | 467           | 987        | 276,208       | 549           | 1,173      | 345,179       | 556           | 1,162      | 311,234       |
| Nassau         | 4,272         | 7,592      | 4,908,399     | 4,778         | 8,582      | 4,727,477     | 5,594         | 10,170     | 4,543,100     |
| Niagara        | 2,155         | 3,802      | 1,044,586     | 2,525         | 4,608      | 1,245,864     | 2,715         | 5,142      | 1,261,927     |
| Oneida         | 3,400         | 7,331      | 1,922,843     | 3,684         | 8,264      | 1,928,585     | 4,063         | 9,312      | 2,262,999     |
| Onondaga       | 6,279         | 13,268     | 3,461,179     | 6,502         | 14,086     | 3,575,598     | 7,048         | 15,497     | 3,748,695     |
| Ontario        | 819           | 1,302      | 518,587       | 893           | 1,420      | 588,650       | 883           | 1,384      | 538,812       |
| Orange         | 2,064         | 3,828      | 1,782,953     | 2,218         | 4,307      | 1,610,185     | 2,344         | 4,681      | 1,824,092     |
| Orleans        | 590           | 1,012      | 312,303       | 650           | 1,147      | 341,974       | 621           | 1,065      | 296,954       |
| Oswego         | 1,526         | 2,907      | 841,398       | 1,645         | 3,214      | 932,133       | 1,653         | 3,237      | 911,264       |
| Otsego         | 235           | 337        | 225,353       | 238           | 369        | 169,988       | 211           | 337        | 153,091       |
| Putnam         | 71            | 94         | 59,941        | 94            | 120        | 55,317        | 102           | 148        | 95,216        |
| Rensselaer     | 1,311         | 3,112      | 871,116       | 1,550         | 3,672      | 1,049,692     | 1,422         | 3,404      | 894,345       |
| Rockland       | 901           | 1,644      | 664,365       | 1,021         | 1,890      | 745,225       | 1,083         | 2,122      | 703,350       |
| St. Lawrence   | 995           | 1,812      | 494,832       | 1,045         | 1,971      | 509,035       | 1,176         | 2,237      | 575,526       |
| Saratoga       | 387           | 525        | 229,086       | 386           | 534        | 234,908       | 421           | 621        | 246,876       |
| Schenectady    | 1,493         | 3,051      | 840,323       | 1,602         | 3,356      | 995,622       | 1,723         | 3,683      | 1,149,316     |
| Schoharie      | 149           | 237        | 103,028       | 150           | 257        | 99,339        | 195           | 321        | 130,029       |
| Schuyler       | 164           | 304        | 106,615       | 172           | 313        | 126,220       | 185           | 341        | 109,264       |
| Seneca         | 235           | 397        | 131,719       | 234           | 375        | 111,614       | 258           | 429        | 132,827       |
| Steuben        | 843           | 1,340      | 494,923       | 862           | 1,415      | 446,953       | 890           | 1,519      | 457,082       |
| Suffolk        | 7,190         | 12,473     | 8,839,075     | 8,029         | 14,044     | 9,494,943     | 8,340         | 14,580     | 6,087,691     |
| Sullivan       | 678           | 1,111      | 438,142       | 722           | 1,222      | 448,582       | 723           | 1,291      | 546,613       |
| Tioga          | 345           | 538        | 202,400       | 347           | 545        | 215,092       | 353           | 573        | 187,918       |
| Tompkins       | 689           | 1,093      | 460,779       | 723           | 1,146      | 422,970       | 722           | 1,140      | 378,550       |
| Ulster         | 1,102         | 1,852      | 1,261,192     | 1,259         | 2,164      | 1,068,563     | 1,401         | 2,406      | 985,894       |
| Warren         | 263           | 419        | 201,873       | 256           | 422        | 188,903       | 242           | 393        | 157,466       |
| Washington     | 360           | 580        | 232,887       | 381           | 634        | 259,911       | 369           | 657        | 215,619       |
| Wayne          | 568           | 889        | 285,541       | 581           | 952        | 316,474       | 613           | 1,012      | 305,801       |
| Westchester    | 4,814         | 9,142      | 5,043,225     | 5,280         | 10,216     | 5,303,482     | 5,728         | 11,094     | 4,727,723     |
| Wyoming        | 181           | 258        | 95,226        | 186           | 272        | 95,767        | 216           | 332        | 121,501       |
| Yates          | 112           | 154        | 65,567        | 135           | 187        | 76,279        | 164           | 245        | 109,032       |

Table 5  
**TEMPORARY ASSISTANCE**  
Cases, Recipients, Children, Adults and Expenditures by Local District  
February 2019

| Local District | Temporary Assistance |            |          |         |               |
|----------------|----------------------|------------|----------|---------|---------------|
|                | Cases                | Recipients | Children | Adults  | Expenditures  |
| New York State | 262,492              | 491,918    | 238,263  | 253,655 | \$173,312,952 |
| New York City  | 178,642              | 333,620    | 148,633  | 184,987 | 114,226,315   |
| Rest of State  | 83,850               | 158,298    | 89,630   | 68,668  | 59,086,637    |
| Albany         | 2,112                | 4,122      | 2,477    | 1,645   | 1,556,875     |
| Allegany       | 381                  | 615        | 319      | 296     | 188,377       |
| Broome         | 3,230                | 5,689      | 3,120    | 2,569   | 1,694,156     |
| Cattaraugus    | 804                  | 1,321      | 680      | 641     | 473,305       |
| Cayuga         | 741                  | 1,244      | 643      | 601     | 530,273       |
| Chautauqua     | 1,954                | 3,814      | 2,202    | 1,612   | 1,038,462     |
| Chemung        | 686                  | 1,110      | 735      | 375     | 399,367       |
| Chenango       | 339                  | 532        | 313      | 219     | 165,019       |
| Clinton        | 732                  | 1,100      | 636      | 464     | 437,500       |
| Columbia       | 443                  | 784        | 434      | 350     | 323,973       |
| Cortland       | 592                  | 947        | 451      | 496     | 354,688       |
| Delaware       | 198                  | 298        | 174      | 124     | 106,784       |
| Dutchess       | 1,164                | 1,899      | 1,104    | 795     | 1,510,616     |
| Erie           | 12,008               | 25,264     | 14,666   | 10,598  | 6,182,877     |
| Essex          | 139                  | 223        | 133      | 90      | 80,808        |
| Franklin       | 472                  | 781        | 369      | 412     | 244,123       |
| Fulton         | 266                  | 413        | 244      | 169     | 139,936       |
| Genesee        | 332                  | 534        | 281      | 253     | 174,024       |
| Greene         | 340                  | 530        | 275      | 255     | 230,575       |
| Hamilton       | 9                    | 14         | 7        | 7       | 4,079         |
| Herkimer       | 452                  | 787        | 450      | 337     | 233,156       |
| Jefferson      | 1,174                | 1,957      | 950      | 1,007   | 650,188       |
| Lewis          | 101                  | 157        | 100      | 57      | 42,167        |
| Livingston     | 579                  | 1,023      | 530      | 493     | 317,923       |
| Madison        | 328                  | 538        | 325      | 213     | 181,684       |
| Monroe         | 9,616                | 19,211     | 11,386   | 7,825   | 5,410,038     |
| Montgomery     | 467                  | 987        | 636      | 351     | 276,208       |
| Nassau         | 4,272                | 7,592      | 3,904    | 3,688   | 4,908,399     |
| Niagara        | 2,155                | 3,802      | 2,145    | 1,657   | 1,044,586     |
| Oneida         | 3,400                | 7,331      | 4,272    | 3,059   | 1,922,843     |
| Onondaga       | 6,279                | 13,268     | 7,790    | 5,478   | 3,461,179     |
| Ontario        | 819                  | 1,302      | 659      | 643     | 518,587       |
| Orange         | 2,064                | 3,828      | 2,147    | 1,681   | 1,782,953     |
| Orleans        | 590                  | 1,012      | 526      | 486     | 312,303       |
| Oswego         | 1,526                | 2,907      | 1,650    | 1,257   | 841,398       |
| Otsego         | 235                  | 337        | 166      | 171     | 225,353       |
| Putnam         | 71                   | 94         | 62       | 32      | 59,941        |
| Rensselaer     | 1,311                | 3,112      | 2,079    | 1,033   | 871,116       |
| Rockland       | 901                  | 1,644      | 927      | 717     | 664,365       |
| St. Lawrence   | 995                  | 1,812      | 989      | 823     | 494,832       |
| Saratoga       | 387                  | 525        | 326      | 199     | 229,086       |
| Schenectady    | 1,493                | 3,051      | 1,932    | 1,119   | 840,323       |
| Schoharie      | 149                  | 237        | 148      | 89      | 103,028       |
| Schuyler       | 164                  | 304        | 174      | 130     | 106,615       |
| Seneca         | 235                  | 397        | 215      | 182     | 131,719       |
| Steuben        | 843                  | 1,340      | 671      | 669     | 494,923       |
| Suffolk        | 7,190                | 12,473     | 6,263    | 6,210   | 8,839,075     |
| Sullivan       | 678                  | 1,111      | 626      | 485     | 438,142       |
| Tioga          | 345                  | 538        | 356      | 182     | 202,400       |
| Tompkins       | 689                  | 1,093      | 535      | 558     | 460,779       |
| Ulster         | 1,102                | 1,852      | 1,000    | 852     | 1,261,192     |
| Warren         | 263                  | 419        | 230      | 189     | 201,873       |
| Washington     | 360                  | 580        | 335      | 245     | 232,887       |
| Wayne          | 568                  | 889        | 487      | 402     | 285,541       |
| Westchester    | 4,814                | 9,142      | 5,146    | 3,996   | 5,043,225     |
| Wyoming        | 181                  | 258        | 123      | 135     | 95,226        |
| Yates          | 112                  | 154        | 107      | 47      | 65,567        |



Table 6  
**FAMILY ASSISTANCE-FP**  
Cases, Recipients, Children, Adults and Expenditures by Local District  
February 2019

| Local District | Family Assistance-FP |            |          |        |              |
|----------------|----------------------|------------|----------|--------|--------------|
|                | Cases                | Recipients | Children | Adults | Expenditures |
| New York State | 80,293               | 186,063    | 136,905  | 49,158 | \$52,705,598 |
| New York City  | 46,049               | 109,351    | 77,449   | 31,902 | 28,037,481   |
| Rest of State  | 34,244               | 76,712     | 59,456   | 17,256 | 24,668,117   |
| Albany         | 977                  | 2,188      | 1,707    | 481    | 635,843      |
| Allegany       | 174                  | 334        | 253      | 81     | 91,547       |
| Broome         | 1,305                | 2,696      | 2,081    | 615    | 769,082      |
| Cattaraugus    | 322                  | 652        | 518      | 134    | 171,935      |
| Cayuga         | 302                  | 676        | 514      | 162    | 211,687      |
| Chautauqua     | 862                  | 1,985      | 1,513    | 472    | 494,223      |
| Chemung        | 367                  | 694        | 609      | 85     | 194,325      |
| Chenango       | 177                  | 328        | 266      | 62     | 93,074       |
| Clinton        | 344                  | 626        | 541      | 85     | 207,204      |
| Columbia       | 186                  | 416        | 326      | 90     | 125,587      |
| Cortland       | 209                  | 453        | 346      | 107    | 124,374      |
| Delaware       | 102                  | 172        | 144      | 28     | 49,805       |
| Dutchess       | 509                  | 1,035      | 860      | 175    | 810,555      |
| Erie           | 4,897                | 11,753     | 8,802    | 2,951  | 2,734,843    |
| Essex          | 76                   | 149        | 120      | 29     | 38,532       |
| Franklin       | 177                  | 379        | 273      | 106    | 118,011      |
| Fulton         | 119                  | 238        | 211      | 27     | 59,326       |
| Genesee        | 127                  | 261        | 207      | 54     | 63,996       |
| Greene         | 138                  | 277        | 222      | 55     | 86,549       |
| Hamilton       | 5                    | 10         | 7        | 3      | 3,061        |
| Herkimer       | 197                  | 411        | 336      | 75     | 101,809      |
| Jefferson      | 436                  | 956        | 720      | 236    | 237,297      |
| Lewis          | 52                   | 98         | 81       | 17     | 23,792       |
| Livingston     | 250                  | 567        | 409      | 158    | 139,782      |
| Madison        | 151                  | 284        | 243      | 41     | 75,634       |
| Monroe         | 3,969                | 9,073      | 7,046    | 2,027  | 2,409,238    |
| Montgomery     | 231                  | 536        | 429      | 107    | 124,764      |
| Nassau         | 1,388                | 3,033      | 2,410    | 623    | 1,685,041    |
| Niagara        | 902                  | 1,862      | 1,459    | 403    | 479,196      |
| Oneida         | 1,347                | 3,392      | 2,543    | 849    | 809,185      |
| Onondaga       | 2,699                | 6,726      | 5,001    | 1,725  | 1,614,734    |
| Ontario        | 328                  | 688        | 533      | 155    | 197,199      |
| Orange         | 797                  | 1,769      | 1,391    | 378    | 605,243      |
| Orleans        | 251                  | 534        | 385      | 149    | 142,047      |
| Oswego         | 703                  | 1,601      | 1,215    | 386    | 392,253      |
| Otsego         | 84                   | 154        | 132      | 22     | 88,254       |
| Putnam         | 38                   | 59         | 56       | 3      | 29,338       |
| Rensselaer     | 762                  | 1,808      | 1,358    | 450    | 499,195      |
| Rockland       | 351                  | 761        | 627      | 134    | 304,218      |
| St. Lawrence   | 403                  | 874        | 675      | 199    | 205,547      |
| Saratoga       | 190                  | 309        | 283      | 26     | 93,147       |
| Schenectady    | 728                  | 1,675      | 1,347    | 328    | 420,693      |
| Schoharie      | 77                   | 147        | 128      | 19     | 43,883       |
| Schuyler       | 71                   | 168        | 134      | 34     | 47,361       |
| Seneca         | 93                   | 204        | 162      | 42     | 53,942       |
| Steuben        | 325                  | 673        | 534      | 139    | 186,300      |
| Suffolk        | 2,387                | 5,335      | 4,117    | 1,218  | 3,219,205    |
| Sullivan       | 286                  | 575        | 476      | 99     | 169,793      |
| Tioga          | 191                  | 352        | 312      | 40     | 112,165      |
| Tompkins       | 245                  | 512        | 391      | 121    | 161,413      |
| Ulster         | 457                  | 862        | 672      | 190    | 512,908      |
| Warren         | 120                  | 239        | 191      | 48     | 90,311       |
| Washington     | 174                  | 351        | 290      | 61     | 98,036       |
| Wayne          | 251                  | 490        | 405      | 85     | 132,044      |
| Westchester    | 1,798                | 4,093      | 3,253    | 840    | 2,009,635    |
| Wyoming        | 69                   | 114        | 95       | 19     | 34,239       |
| Yates          | 68                   | 105        | 97       | 8      | 35,717       |

Table 7  
SAFETY NET ASSISTANCE\*  
Cases, Recipients, Children, Adults and Expenditures by Local District  
February 2019

| Local District | Safety Net Assistance |            |          |         |               |
|----------------|-----------------------|------------|----------|---------|---------------|
|                | Cases                 | Recipients | Children | Adults  | Expenditures  |
| New York State | 182,199               | 305,855    | 101,358  | 204,497 | \$120,607,354 |
| New York City  | 132,593               | 224,269    | 71,184   | 153,085 | 86,188,834    |
| Rest of State  | 49,606                | 81,586     | 30,174   | 51,412  | 34,418,520    |
| Albany         | 1,135                 | 1,934      | 770      | 1,164   | 921,032       |
| Allegany       | 207                   | 281        | 66       | 215     | 96,830        |
| Broome         | 1,925                 | 2,993      | 1,039    | 1,954   | 925,074       |
| Cattaraugus    | 482                   | 669        | 162      | 507     | 301,370       |
| Cayuga         | 439                   | 568        | 129      | 439     | 318,586       |
| Chautauqua     | 1,092                 | 1,829      | 689      | 1,140   | 544,239       |
| Chemung        | 319                   | 416        | 126      | 290     | 205,042       |
| Chenango       | 162                   | 204        | 47       | 157     | 71,945        |
| Clinton        | 388                   | 474        | 95       | 379     | 230,296       |
| Columbia       | 257                   | 368        | 108      | 260     | 198,386       |
| Cortland       | 383                   | 494        | 105      | 389     | 230,314       |
| Delaware       | 96                    | 126        | 30       | 96      | 56,979        |
| Dutchess       | 655                   | 864        | 244      | 620     | 700,061       |
| Erie           | 7,111                 | 13,511     | 5,864    | 7,647   | 3,448,034     |
| Essex          | 63                    | 74         | 13       | 61      | 42,276        |
| Franklin       | 295                   | 402        | 96       | 306     | 126,112       |
| Fulton         | 147                   | 175        | 33       | 142     | 80,610        |
| Genesee        | 205                   | 273        | 74       | 199     | 110,028       |
| Greene         | 202                   | 253        | 53       | 200     | 144,026       |
| Hamilton       | 4                     | 4          | 0        | 4       | 1,018         |
| Herkimer       | 255                   | 376        | 114      | 262     | 131,347       |
| Jefferson      | 738                   | 1,001      | 230      | 771     | 412,891       |
| Lewis          | 49                    | 59         | 19       | 40      | 18,375        |
| Livingston     | 329                   | 456        | 121      | 335     | 178,141       |
| Madison        | 177                   | 254        | 82       | 172     | 106,050       |
| Monroe         | 5,647                 | 10,138     | 4,340    | 5,798   | 3,000,800     |
| Montgomery     | 236                   | 451        | 207      | 244     | 151,444       |
| Nassau         | 2,884                 | 4,559      | 1,494    | 3,065   | 3,223,358     |
| Niagara        | 1,253                 | 1,940      | 686      | 1,254   | 565,390       |
| Oneida         | 2,053                 | 3,939      | 1,729    | 2,210   | 1,113,658     |
| Onondaga       | 3,580                 | 6,542      | 2,789    | 3,753   | 1,846,445     |
| Ontario        | 491                   | 614        | 126      | 488     | 321,388       |
| Orange         | 1,267                 | 2,059      | 756      | 1,303   | 1,177,710     |
| Orleans        | 339                   | 478        | 141      | 337     | 170,256       |
| Oswego         | 823                   | 1,306      | 435      | 871     | 449,145       |
| Otsego         | 151                   | 183        | 34       | 149     | 137,099       |
| Putnam         | 33                    | 35         | 6        | 29      | 30,603        |
| Rensselaer     | 549                   | 1,304      | 721      | 583     | 371,921       |
| Rockland       | 550                   | 883        | 300      | 583     | 360,147       |
| St. Lawrence   | 592                   | 938        | 314      | 624     | 289,285       |
| Saratoga       | 197                   | 216        | 43       | 173     | 135,939       |
| Schenectady    | 765                   | 1,376      | 585      | 791     | 419,630       |
| Schoharie      | 72                    | 90         | 20       | 70      | 59,145        |
| Schuyler       | 93                    | 136        | 40       | 96      | 59,254        |
| Seneca         | 142                   | 193        | 53       | 140     | 77,777        |
| Steuben        | 518                   | 667        | 137      | 530     | 308,623       |
| Suffolk        | 4,803                 | 7,138      | 2,146    | 4,992   | 5,619,870     |
| Sullivan       | 392                   | 536        | 150      | 386     | 268,349       |
| Tioga          | 154                   | 186        | 44       | 142     | 90,235        |
| Tompkins       | 444                   | 581        | 144      | 437     | 299,366       |
| Ulster         | 645                   | 990        | 328      | 662     | 748,284       |
| Warren         | 143                   | 180        | 39       | 141     | 111,562       |
| Washington     | 186                   | 229        | 45       | 184     | 134,851       |
| Wayne          | 317                   | 399        | 82       | 317     | 153,497       |
| Westchester    | 3,016                 | 5,049      | 1,893    | 3,156   | 3,033,590     |
| Wyoming        | 112                   | 144        | 28       | 116     | 60,987        |
| Yates          | 44                    | 49         | 10       | 39      | 29,850        |

\* Includes Federally Non-Participating Family Assistance cases (non-disabled two-parent Family Assistance cases).

Table 8  
**TEMPORARY ASSISTANCE BY FUNDING SOURCE**  
 Cases, Recipients, and Expenditures by Local District  
 February 2019

| Local District | Total   |            |               | Federally Participating-TANF Family Assistance-FP and Safety Net Assistance-FP |            |              | Federally Non-Participating Safety Net Assistance-FNP and Family Assistance-FNP |            |               |
|----------------|---------|------------|---------------|--------------------------------------------------------------------------------|------------|--------------|---------------------------------------------------------------------------------|------------|---------------|
|                | Cases   | Recipients | Expenditures  | Cases                                                                          | Recipients | Expenditures | Cases                                                                           | Recipients | Expenditures  |
| New York State | 262,492 | 491,918    | \$173,312,952 | 81,217                                                                         | 188,505    | \$53,340,842 | 181,275                                                                         | 303,413    | \$119,972,110 |
| New York City  | 178,642 | 333,620    | 114,226,315   | 46,123                                                                         | 109,508    | 28,067,849   | 132,519                                                                         | 224,112    | 86,158,466    |
| Rest of State  | 83,850  | 158,298    | 59,086,637    | 35,094                                                                         | 78,997     | 25,272,993   | 48,756                                                                          | 79,301     | 33,813,644    |
| Albany         | 2,112   | 4,122      | 1,556,875     | 1,010                                                                          | 2,275      | 675,789      | 1,102                                                                           | 1,847      | 881,086       |
| Allegany       | 381     | 615        | 188,377       | 174                                                                            | 334        | 91,547       | 207                                                                             | 281        | 96,830        |
| Broome         | 3,230   | 5,689      | 1,694,156     | 1,383                                                                          | 2,903      | 807,140      | 1,847                                                                           | 2,786      | 887,016       |
| Cattaraugus    | 804     | 1,321      | 473,305       | 360                                                                            | 763        | 200,289      | 444                                                                             | 558        | 273,016       |
| Cayuga         | 741     | 1,244      | 530,273       | 312                                                                            | 696        | 217,930      | 429                                                                             | 548        | 312,343       |
| Chautauqua     | 1,954   | 3,814      | 1,038,462     | 871                                                                            | 2,016      | 501,479      | 1,083                                                                           | 1,798      | 536,983       |
| Chemung        | 686     | 1,110      | 399,367       | 376                                                                            | 718        | 199,883      | 310                                                                             | 392        | 199,484       |
| Chenango       | 339     | 532        | 165,019       | 181                                                                            | 340        | 95,256       | 158                                                                             | 192        | 69,763        |
| Clinton        | 732     | 1,100      | 437,500       | 351                                                                            | 643        | 210,419      | 381                                                                             | 457        | 227,081       |
| Columbia       | 443     | 784        | 323,973       | 199                                                                            | 455        | 134,762      | 244                                                                             | 329        | 189,211       |
| Cortland       | 592     | 947        | 354,688       | 224                                                                            | 487        | 133,712      | 368                                                                             | 460        | 220,976       |
| Delaware       | 198     | 298        | 106,784       | 102                                                                            | 172        | 49,805       | 96                                                                              | 126        | 56,979        |
| Dutchess       | 1,164   | 1,899      | 1,510,616     | 516                                                                            | 1,050      | 814,040      | 648                                                                             | 849        | 696,576       |
| Erie           | 12,008  | 25,264     | 6,182,877     | 5,008                                                                          | 12,068     | 2,799,228    | 7,000                                                                           | 13,196     | 3,383,649     |
| Essex          | 139     | 223        | 80,808        | 79                                                                             | 154        | 39,285       | 60                                                                              | 69         | 41,523        |
| Franklin       | 472     | 781        | 244,123       | 182                                                                            | 392        | 119,948      | 290                                                                             | 389        | 124,175       |
| Fulton         | 266     | 413        | 139,936       | 120                                                                            | 240        | 60,295       | 146                                                                             | 173        | 79,641        |
| Genesee        | 332     | 534        | 174,024       | 134                                                                            | 280        | 69,472       | 198                                                                             | 254        | 104,552       |
| Greene         | 340     | 530        | 230,575       | 138                                                                            | 277        | 86,549       | 202                                                                             | 253        | 144,026       |
| Hamilton       | 9       | 14         | 4,079         | 5                                                                              | 10         | 3,061        | 4                                                                               | 4          | 1,018         |
| Herkimer       | 452     | 787        | 233,156       | 207                                                                            | 436        | 107,758      | 245                                                                             | 351        | 125,398       |
| Jefferson      | 1,174   | 1,957      | 650,188       | 452                                                                            | 1,011      | 246,105      | 722                                                                             | 946        | 404,083       |
| Lewis          | 101     | 157        | 42,167        | 53                                                                             | 100        | 25,396       | 48                                                                              | 57         | 16,771        |
| Livingston     | 579     | 1,023      | 317,923       | 251                                                                            | 569        | 139,928      | 328                                                                             | 454        | 177,995       |
| Madison        | 328     | 538        | 181,684       | 158                                                                            | 300        | 79,292       | 170                                                                             | 238        | 102,392       |
| Monroe         | 9,616   | 19,211     | 5,410,038     | 4,154                                                                          | 9,582      | 2,523,602    | 5,462                                                                           | 9,629      | 2,886,436     |
| Montgomery     | 467     | 987        | 276,208       | 238                                                                            | 552        | 128,835      | 229                                                                             | 435        | 147,373       |
| Nassau         | 4,272   | 7,592      | 4,908,399     | 1,391                                                                          | 3,038      | 1,687,392    | 2,881                                                                           | 4,554      | 3,221,007     |
| Niagara        | 2,155   | 3,802      | 1,044,586     | 945                                                                            | 1,973      | 502,862      | 1,210                                                                           | 1,829      | 541,724       |
| Oneida         | 3,400   | 7,331      | 1,922,843     | 1,375                                                                          | 3,490      | 830,754      | 2,025                                                                           | 3,841      | 1,092,089     |
| Onondaga       | 6,279   | 13,268     | 3,461,179     | 2,712                                                                          | 6,754      | 1,622,514    | 3,567                                                                           | 6,514      | 1,838,665     |
| Ontario        | 819     | 1,302      | 518,587       | 340                                                                            | 717        | 203,725      | 479                                                                             | 585        | 314,862       |
| Orange         | 2,064   | 3,828      | 1,782,953     | 810                                                                            | 1,798      | 624,052      | 1,254                                                                           | 2,030      | 1,158,901     |
| Orleans        | 590     | 1,012      | 312,303       | 258                                                                            | 559        | 146,352      | 332                                                                             | 453        | 165,951       |
| Oswego         | 1,526   | 2,907      | 841,398       | 727                                                                            | 1,661      | 402,970      | 799                                                                             | 1,246      | 438,428       |
| Otsego         | 235     | 337        | 225,353       | 88                                                                             | 167        | 94,098       | 147                                                                             | 170        | 131,255       |
| Putnam         | 71      | 94         | 59,941        | 38                                                                             | 59         | 29,338       | 33                                                                              | 35         | 30,603        |
| Rensselaer     | 1,311   | 3,112      | 871,116       | 772                                                                            | 1,831      | 507,715      | 539                                                                             | 1,281      | 363,401       |
| Rockland       | 901     | 1,644      | 664,365       | 354                                                                            | 768        | 305,266      | 547                                                                             | 876        | 359,099       |
| St. Lawrence   | 995     | 1,812      | 494,832       | 407                                                                            | 882        | 210,475      | 588                                                                             | 930        | 284,357       |
| Saratoga       | 387     | 525        | 229,086       | 192                                                                            | 314        | 96,644       | 195                                                                             | 211        | 132,442       |
| Schenectady    | 1,493   | 3,051      | 840,323       | 736                                                                            | 1,698      | 426,012      | 757                                                                             | 1,353      | 414,311       |
| Schoharie      | 149     | 237        | 103,028       | 77                                                                             | 147        | 43,883       | 72                                                                              | 90         | 59,145        |
| Schuyler       | 164     | 304        | 106,615       | 71                                                                             | 168        | 47,361       | 93                                                                              | 136        | 59,254        |
| Seneca         | 235     | 397        | 131,719       | 96                                                                             | 211        | 55,154       | 139                                                                             | 186        | 76,565        |
| Steuben        | 843     | 1,340      | 494,923       | 327                                                                            | 675        | 189,510      | 516                                                                             | 665        | 305,413       |
| Suffolk        | 7,190   | 12,473     | 8,839,075     | 2,412                                                                          | 5,398      | 3,270,311    | 4,778                                                                           | 7,075      | 5,568,764     |
| Sullivan       | 678     | 1,111      | 438,142       | 289                                                                            | 581        | 173,462      | 389                                                                             | 530        | 264,680       |
| Tioga          | 345     | 538        | 202,400       | 201                                                                            | 378        | 126,808      | 144                                                                             | 160        | 75,592        |
| Tompkins       | 689     | 1,093      | 460,779       | 256                                                                            | 546        | 169,691      | 433                                                                             | 547        | 291,088       |
| Ulster         | 1,102   | 1,852      | 1,261,192     | 459                                                                            | 866        | 515,457      | 643                                                                             | 986        | 745,735       |
| Warren         | 263     | 419        | 201,873       | 123                                                                            | 247        | 93,091       | 140                                                                             | 172        | 108,782       |
| Washington     | 360     | 580        | 232,887       | 180                                                                            | 365        | 100,846      | 180                                                                             | 215        | 132,041       |
| Wayne          | 568     | 889        | 285,541       | 268                                                                            | 533        | 142,730      | 300                                                                             | 356        | 142,811       |
| Westchester    | 4,814   | 9,142      | 5,043,225     | 1,812                                                                          | 4,124      | 2,021,034    | 3,002                                                                           | 5,018      | 3,022,191     |
| Wyoming        | 181     | 258        | 95,226        | 71                                                                             | 119        | 35,398       | 110                                                                             | 139        | 59,828        |
| Yates          | 112     | 154        | 65,567        | 69                                                                             | 107        | 37,283       | 43                                                                              | 47         | 28,284        |

Table 9  
**TEMPORARY ASSISTANCE FOR NEEDY FAMILIES-FP BY PROGRAM**  
 Cases, Recipients, Children, Adults and Expenditures by Local District  
 February 2019

| Local District | Family Assistance-FP |            |          |        |              | Safety Net Assistance-FP |            |          |        |              |
|----------------|----------------------|------------|----------|--------|--------------|--------------------------|------------|----------|--------|--------------|
|                | Cases                | Recipients | Children | Adults | Expenditures | Cases                    | Recipients | Children | Adults | Expenditures |
| New York State | 80,293               | 186,063    | 136,905  | 49,158 | \$52,705,598 | 924                      | 2,442      | 1,403    | 1,039  | \$635,244    |
| New York City  | 46,049               | 109,351    | 77,449   | 31,902 | 28,037,481   | 74                       | 157        | 96       | 61     | 30,368       |
| Rest of State  | 34,244               | 76,712     | 59,456   | 17,256 | 24,668,117   | 850                      | 2,285      | 1,307    | 978    | 604,876      |
| Albany         | 977                  | 2,188      | 1,707    | 481    | 635,843      | 33                       | 87         | 49       | 38     | 39,946       |
| Allegany       | 174                  | 334        | 253      | 81     | 91,547       | 0                        | 0          | 0        | 0      | 0            |
| Broome         | 1,305                | 2,696      | 2,081    | 615    | 769,082      | 78                       | 207        | 111      | 96     | 38,058       |
| Cattaraugus    | 322                  | 652        | 518      | 134    | 171,935      | 38                       | 111        | 62       | 49     | 28,354       |
| Cayuga         | 302                  | 676        | 514      | 162    | 211,687      | 10                       | 20         | 9        | 11     | 6,243        |
| Chautauqua     | 862                  | 1,985      | 1,513    | 472    | 494,223      | 9                        | 31         | 18       | 13     | 7,256        |
| Chemung        | 367                  | 694        | 609      | 85     | 194,325      | 9                        | 24         | 14       | 10     | 5,558        |
| Chenango       | 177                  | 328        | 266      | 62     | 93,074       | 4                        | 12         | 8        | 4      | 2,182        |
| Clinton        | 344                  | 626        | 541      | 85     | 207,204      | 7                        | 17         | 9        | 8      | 3,215        |
| Columbia       | 186                  | 416        | 326      | 90     | 125,587      | 13                       | 39         | 23       | 16     | 9,175        |
| Cortland       | 209                  | 453        | 346      | 107    | 124,374      | 15                       | 34         | 18       | 16     | 9,338        |
| Delaware       | 102                  | 172        | 144      | 28     | 49,805       | 0                        | 0          | 0        | 0      | 0            |
| Dutchess       | 509                  | 1,035      | 860      | 175    | 810,555      | 7                        | 15         | 8        | 7      | 3,485        |
| Erie           | 4,897                | 11,753     | 8,802    | 2,951  | 2,734,843    | 111                      | 315        | 191      | 124    | 64,385       |
| Essex          | 76                   | 149        | 120      | 29     | 38,532       | 3                        | 5          | 3        | 2      | 753          |
| Franklin       | 177                  | 379        | 273      | 106    | 118,011      | 5                        | 13         | 7        | 6      | 1,937        |
| Fulton         | 119                  | 238        | 211      | 27     | 59,326       | 1                        | 2          | 2        | 0      | 969          |
| Genesee        | 127                  | 261        | 207      | 54     | 63,996       | 7                        | 19         | 12       | 7      | 5,476        |
| Greene         | 138                  | 277        | 222      | 55     | 86,549       | 0                        | 0          | 0        | 0      | 0            |
| Hamilton       | 5                    | 10         | 7        | 3      | 3,061        | 0                        | 0          | 0        | 0      | 0            |
| Herkimer       | 197                  | 411        | 336      | 75     | 101,809      | 10                       | 25         | 11       | 14     | 5,949        |
| Jefferson      | 436                  | 956        | 720      | 236    | 237,297      | 16                       | 55         | 36       | 19     | 8,808        |
| Lewis          | 52                   | 98         | 81       | 17     | 23,792       | 1                        | 2          | 1        | 1      | 1,604        |
| Livingston     | 250                  | 567        | 409      | 158    | 139,782      | 1                        | 2          | 1        | 1      | 146          |
| Madison        | 151                  | 284        | 243      | 41     | 75,634       | 7                        | 16         | 9        | 7      | 3,658        |
| Monroe         | 3,969                | 9,073      | 7,046    | 2,027  | 2,409,238    | 185                      | 509        | 302      | 207    | 114,364      |
| Montgomery     | 231                  | 536        | 429      | 107    | 124,764      | 7                        | 16         | 8        | 8      | 4,071        |
| Nassau         | 1,388                | 3,033      | 2,410    | 623    | 1,685,041    | 3                        | 5          | 2        | 3      | 2,351        |
| Niagara        | 902                  | 1,862      | 1,459    | 403    | 479,196      | 43                       | 111        | 66       | 45     | 23,666       |
| Oneida         | 1,347                | 3,392      | 2,543    | 849    | 809,185      | 28                       | 98         | 61       | 37     | 21,569       |
| Onondaga       | 2,699                | 6,726      | 5,001    | 1,725  | 1,614,734    | 13                       | 28         | 13       | 15     | 7,780        |
| Ontario        | 328                  | 688        | 533      | 155    | 197,199      | 12                       | 29         | 16       | 13     | 6,526        |
| Orange         | 797                  | 1,769      | 1,391    | 378    | 605,243      | 13                       | 29         | 14       | 15     | 18,809       |
| Orleans        | 251                  | 534        | 385      | 149    | 142,047      | 7                        | 25         | 15       | 10     | 4,305        |
| Oswego         | 703                  | 1,601      | 1,215    | 386    | 392,253      | 24                       | 60         | 34       | 26     | 10,717       |
| Otsego         | 84                   | 154        | 132      | 22     | 88,254       | 4                        | 13         | 7        | 6      | 5,844        |
| Putnam         | 38                   | 59         | 56       | 3      | 29,338       | 0                        | 0          | 0        | 0      | 0            |
| Rensselaer     | 762                  | 1,808      | 1,358    | 450    | 499,195      | 10                       | 23         | 12       | 11     | 8,520        |
| Rockland       | 351                  | 761        | 627      | 134    | 304,218      | 3                        | 7          | 4        | 3      | 1,048        |
| St. Lawrence   | 403                  | 874        | 675      | 199    | 205,547      | 4                        | 8          | 3        | 5      | 4,928        |
| Saratoga       | 190                  | 309        | 283      | 26     | 93,147       | 2                        | 5          | 2        | 3      | 3,497        |
| Schenectady    | 728                  | 1,675      | 1,347    | 328    | 420,693      | 8                        | 23         | 14       | 9      | 5,319        |
| Schoharie      | 77                   | 147        | 128      | 19     | 43,883       | 0                        | 0          | 0        | 0      | 0            |
| Schuyler       | 71                   | 168        | 134      | 34     | 47,361       | 0                        | 0          | 0        | 0      | 0            |
| Seneca         | 93                   | 204        | 162      | 42     | 53,942       | 3                        | 7          | 3        | 4      | 1,212        |
| Steuben        | 325                  | 673        | 534      | 139    | 186,300      | 2                        | 2          | 1        | 1      | 3,210        |
| Suffolk        | 2,387                | 5,335      | 4,117    | 1,218  | 3,219,205    | 25                       | 63         | 36       | 27     | 51,106       |
| Sullivan       | 286                  | 575        | 476      | 99     | 169,793      | 3                        | 6          | 3        | 3      | 3,669        |
| Tioga          | 191                  | 352        | 312      | 40     | 112,165      | 10                       | 26         | 14       | 12     | 14,643       |
| Tompkins       | 245                  | 512        | 391      | 121    | 161,413      | 11                       | 34         | 19       | 15     | 8,278        |
| Ulster         | 457                  | 862        | 672      | 190    | 512,908      | 2                        | 4          | 2        | 2      | 2,549        |
| Warren         | 120                  | 239        | 191      | 48     | 90,311       | 3                        | 8          | 4        | 4      | 2,780        |
| Washington     | 174                  | 351        | 290      | 61     | 98,036       | 6                        | 14         | 7        | 7      | 2,810        |
| Wayne          | 251                  | 490        | 405      | 85     | 132,044      | 17                       | 43         | 24       | 19     | 10,686       |
| Westchester    | 1,798                | 4,093      | 3,253    | 840    | 2,009,635    | 14                       | 31         | 15       | 16     | 11,399       |
| Wyoming        | 69                   | 114        | 95       | 19     | 34,239       | 2                        | 5          | 3        | 2      | 1,159        |
| Yates          | 68                   | 105        | 97       | 8      | 35,717       | 1                        | 2          | 1        | 1      | 1,566        |

Table 10  
 SAFETY NET ASSISTANCE-FNP AND FAMILY ASSISTANCE-FNP  
 Cases, Recipients, Children, Adults and Expenditures by Local District  
 February 2019

| Local District | Safety Net Assistance-FNP and Family Assistance-FNP |            |          |         |               |
|----------------|-----------------------------------------------------|------------|----------|---------|---------------|
|                | Cases                                               | Recipients | Children | Adults  | Expenditures  |
| New York State | 181,275                                             | 303,413    | 99,955   | 203,458 | \$119,972,110 |
| New York City  | 132,519                                             | 224,112    | 71,088   | 153,024 | 86,158,466    |
| Rest of State  | 48,756                                              | 79,301     | 28,867   | 50,434  | 33,813,644    |
| Albany         | 1,102                                               | 1,847      | 721      | 1,126   | 881,086       |
| Allegany       | 207                                                 | 281        | 66       | 215     | 96,830        |
| Broome         | 1,847                                               | 2,786      | 928      | 1,858   | 887,016       |
| Cattaraugus    | 444                                                 | 558        | 100      | 458     | 273,016       |
| Cayuga         | 429                                                 | 548        | 120      | 428     | 312,343       |
| Chautauqua     | 1,083                                               | 1,798      | 671      | 1,127   | 536,983       |
| Chemung        | 310                                                 | 392        | 112      | 280     | 199,484       |
| Chenango       | 158                                                 | 192        | 39       | 153     | 69,763        |
| Clinton        | 381                                                 | 457        | 86       | 371     | 227,081       |
| Columbia       | 244                                                 | 329        | 85       | 244     | 189,211       |
| Cortland       | 368                                                 | 460        | 87       | 373     | 220,976       |
| Delaware       | 96                                                  | 126        | 30       | 96      | 56,979        |
| Dutchess       | 648                                                 | 849        | 236      | 613     | 696,576       |
| Erie           | 7,000                                               | 13,196     | 5,673    | 7,523   | 3,383,649     |
| Essex          | 60                                                  | 69         | 10       | 59      | 41,523        |
| Franklin       | 290                                                 | 389        | 89       | 300     | 124,175       |
| Fulton         | 146                                                 | 173        | 31       | 142     | 79,641        |
| Genesee        | 198                                                 | 254        | 62       | 192     | 104,552       |
| Greene         | 202                                                 | 253        | 53       | 200     | 144,026       |
| Hamilton       | 4                                                   | 4          | 0        | 4       | 1,018         |
| Herkimer       | 245                                                 | 351        | 103      | 248     | 125,398       |
| Jefferson      | 722                                                 | 946        | 194      | 752     | 404,083       |
| Lewis          | 48                                                  | 57         | 18       | 39      | 16,771        |
| Livingston     | 328                                                 | 454        | 120      | 334     | 177,995       |
| Madison        | 170                                                 | 238        | 73       | 165     | 102,392       |
| Monroe         | 5,462                                               | 9,629      | 4,038    | 5,591   | 2,886,436     |
| Montgomery     | 229                                                 | 435        | 199      | 236     | 147,373       |
| Nassau         | 2,881                                               | 4,554      | 1,492    | 3,062   | 3,221,007     |
| Niagara        | 1,210                                               | 1,829      | 620      | 1,209   | 541,724       |
| Oneida         | 2,025                                               | 3,841      | 1,668    | 2,173   | 1,092,089     |
| Onondaga       | 3,567                                               | 6,514      | 2,776    | 3,738   | 1,838,665     |
| Ontario        | 479                                                 | 585        | 110      | 475     | 314,862       |
| Orange         | 1,254                                               | 2,030      | 742      | 1,288   | 1,158,901     |
| Orleans        | 332                                                 | 453        | 126      | 327     | 165,951       |
| Oswego         | 799                                                 | 1,246      | 401      | 845     | 438,428       |
| Otsego         | 147                                                 | 170        | 27       | 143     | 131,255       |
| Putnam         | 33                                                  | 35         | 6        | 29      | 30,603        |
| Rensselaer     | 539                                                 | 1,281      | 709      | 572     | 363,401       |
| Rockland       | 547                                                 | 876        | 296      | 580     | 359,099       |
| St. Lawrence   | 588                                                 | 930        | 311      | 619     | 284,357       |
| Saratoga       | 195                                                 | 211        | 41       | 170     | 132,442       |
| Schenectady    | 757                                                 | 1,353      | 571      | 782     | 414,311       |
| Schoharie      | 72                                                  | 90         | 20       | 70      | 59,145        |
| Schuyler       | 93                                                  | 136        | 40       | 96      | 59,254        |
| Seneca         | 139                                                 | 186        | 50       | 136     | 76,565        |
| Steuben        | 516                                                 | 665        | 136      | 529     | 305,413       |
| Suffolk        | 4,778                                               | 7,075      | 2,110    | 4,965   | 5,568,764     |
| Sullivan       | 389                                                 | 530        | 147      | 383     | 264,680       |
| Tioga          | 144                                                 | 160        | 30       | 130     | 75,592        |
| Tompkins       | 433                                                 | 547        | 125      | 422     | 291,088       |
| Ulster         | 643                                                 | 986        | 326      | 660     | 745,735       |
| Warren         | 140                                                 | 172        | 35       | 137     | 108,782       |
| Washington     | 180                                                 | 215        | 38       | 177     | 132,041       |
| Wayne          | 300                                                 | 356        | 58       | 298     | 142,811       |
| Westchester    | 3,002                                               | 5,018      | 1,878    | 3,140   | 3,022,191     |
| Wyoming        | 110                                                 | 139        | 25       | 114     | 59,828        |
| Yates          | 43                                                  | 47         | 9        | 38      | 28,284        |

Table 11  
**SAFETY NET ASSISTANCE-FNP BY MAINTENANCE OF EFFORT STATUS**  
 Maintenance of Effort (MOE) vs. Non-Maintenance of Effort (Non-MOE)  
 Cases, Recipients, Children, Adults and Expenditures by Local District  
 February 2019

| Local District | Maintenance of Effort (MOE) |            |          |        |              | Non-Maintenance of Effort (Non-MOE)* |            |          |         |              |
|----------------|-----------------------------|------------|----------|--------|--------------|--------------------------------------|------------|----------|---------|--------------|
|                | Cases                       | Recipients | Children | Adults | Expenditures | Cases                                | Recipients | Children | Adults  | Expenditures |
| New York State | 34,288                      | 114,868    | 73,749   | 41,119 | \$25,724,336 | 146,987                              | 188,545    | 26,206   | 162,339 | \$94,247,774 |
| New York City  | 26,206                      | 85,824     | 53,183   | 32,641 | 18,234,177   | 106,313                              | 138,288    | 17,905   | 120,383 | 67,924,289   |
| Rest of State  | 8,082                       | 29,044     | 20,566   | 8,478  | 7,490,159    | 40,674                               | 50,257     | 8,301    | 41,956  | 26,323,485   |
| Albany         | 179                         | 639        | 458      | 181    | 216,986      | 923                                  | 1,208      | 263      | 945     | 664,100      |
| Allegany       | 22                          | 76         | 49       | 27     | 15,087       | 185                                  | 205        | 17       | 188     | 81,743       |
| Broome         | 255                         | 945        | 666      | 279    | 159,054      | 1,592                                | 1,841      | 262      | 1,579   | 727,962      |
| Cattaraugus    | 21                          | 64         | 41       | 23     | 16,166       | 423                                  | 494        | 59       | 435     | 256,850      |
| Cayuga         | 36                          | 123        | 81       | 42     | 22,338       | 393                                  | 425        | 39       | 386     | 290,005      |
| Chautauqua     | 219                         | 767        | 531      | 236    | 163,713      | 864                                  | 1,031      | 140      | 891     | 373,270      |
| Chemung        | 18                          | 60         | 38       | 22     | 11,334       | 292                                  | 332        | 74       | 258     | 188,150      |
| Chenango       | 6                           | 19         | 13       | 6      | 3,202        | 152                                  | 173        | 26       | 147     | 66,561       |
| Clinton        | 30                          | 91         | 57       | 34     | 16,834       | 351                                  | 366        | 29       | 337     | 210,247      |
| Columbia       | 22                          | 82         | 59       | 23     | 10,673       | 222                                  | 247        | 26       | 221     | 178,538      |
| Cortland       | 26                          | 79         | 51       | 28     | 16,296       | 342                                  | 381        | 36       | 345     | 204,680      |
| Delaware       | 3                           | 10         | 7        | 3      | 1,474        | 93                                   | 116        | 23       | 93      | 55,505       |
| Dutchess       | 75                          | 237        | 164      | 73     | 100,117      | 573                                  | 612        | 72       | 540     | 596,459      |
| Erie           | 1,348                       | 4,998      | 3,611    | 1,387  | 853,553      | 5,652                                | 8,198      | 2,062    | 6,136   | 2,530,096    |
| Essex          | 1                           | 7          | 5        | 2      | 1,059        | 59                                   | 62         | 5        | 57      | 40,464       |
| Franklin       | 24                          | 83         | 56       | 27     | 14,489       | 266                                  | 306        | 33       | 273     | 109,686      |
| Fulton         | 6                           | 18         | 12       | 6      | 3,502        | 140                                  | 155        | 19       | 136     | 76,139       |
| Genesee        | 19                          | 70         | 51       | 19     | 10,606       | 179                                  | 184        | 11       | 173     | 93,946       |
| Greene         | 21                          | 58         | 39       | 19     | 13,626       | 181                                  | 195        | 14       | 181     | 130,400      |
| Hamilton       | 0                           | 0          | 0        | 0      | 0            | 4                                    | 4          | 0        | 4       | 1,018        |
| Herkimer       | 26                          | 105        | 75       | 30     | 21,642       | 219                                  | 246        | 28       | 218     | 103,756      |
| Jefferson      | 46                          | 141        | 90       | 51     | 23,526       | 676                                  | 805        | 104      | 701     | 380,557      |
| Lewis          | 3                           | 9          | 6        | 3      | 1,093        | 45                                   | 48         | 12       | 36      | 15,678       |
| Livingston     | 28                          | 93         | 62       | 31     | 17,957       | 300                                  | 361        | 58       | 303     | 160,038      |
| Madison        | 23                          | 80         | 56       | 24     | 13,616       | 147                                  | 158        | 17       | 141     | 88,776       |
| Monroe         | 1,391                       | 4,931      | 3,502    | 1,429  | 893,551      | 4,071                                | 4,698      | 536      | 4,162   | 1,992,885    |
| Montgomery     | 59                          | 216        | 158      | 58     | 35,721       | 170                                  | 219        | 41       | 178     | 111,652      |
| Nassau         | 465                         | 1,577      | 1,103    | 474    | 863,251      | 2,416                                | 2,977      | 389      | 2,588   | 2,357,756    |
| Niagara        | 184                         | 681        | 486      | 195    | 99,054       | 1,026                                | 1,148      | 134      | 1,014   | 442,670      |
| Oneida         | 370                         | 1,521      | 1,129    | 392    | 243,086      | 1,655                                | 2,320      | 539      | 1,781   | 849,003      |
| Onondaga       | 596                         | 2,341      | 1,716    | 625    | 401,981      | 2,971                                | 4,173      | 1,060    | 3,113   | 1,436,684    |
| Ontario        | 25                          | 87         | 60       | 27     | 18,803       | 454                                  | 498        | 50       | 448     | 296,059      |
| Orange         | 254                         | 852        | 591      | 261    | 313,053      | 1,000                                | 1,178      | 151      | 1,027   | 845,848      |
| Orleans        | 23                          | 74         | 49       | 25     | 12,556       | 309                                  | 379        | 77       | 302     | 153,395      |
| Oswego         | 96                          | 355        | 246      | 109    | 68,924       | 703                                  | 891        | 155      | 736     | 369,504      |
| Otsego         | 4                           | 18         | 13       | 5      | 10,465       | 143                                  | 152        | 14       | 138     | 120,790      |
| Putnam         | 0                           | 0          | 0        | 0      | 0            | 33                                   | 35         | 6        | 29      | 30,603       |
| Rensselaer     | 201                         | 736        | 532      | 204    | 118,035      | 338                                  | 545        | 177      | 368     | 245,366      |
| Rockland       | 55                          | 194        | 136      | 58     | 37,448       | 492                                  | 682        | 160      | 522     | 321,651      |
| St. Lawrence   | 78                          | 290        | 205      | 85     | 47,370       | 510                                  | 640        | 106      | 534     | 236,987      |
| Saratoga       | 1                           | 6          | 4        | 2      | 1,256        | 194                                  | 205        | 37       | 168     | 131,186      |
| Schenectady    | 155                         | 579        | 408      | 171    | 93,686       | 602                                  | 774        | 163      | 611     | 320,625      |
| Schoharie      | 5                           | 20         | 15       | 5      | 4,677        | 67                                   | 70         | 5        | 65      | 54,468       |
| Schuyler       | 3                           | 12         | 9        | 3      | 3,054        | 90                                   | 124        | 31       | 93      | 56,200       |
| Seneca         | 17                          | 54         | 37       | 17     | 10,021       | 122                                  | 132        | 13       | 119     | 66,544       |
| Steuben        | 40                          | 126        | 83       | 43     | 27,152       | 476                                  | 539        | 53       | 486     | 278,261      |
| Suffolk        | 602                         | 2,251      | 1,589    | 662    | 1,154,695    | 4,176                                | 4,824      | 521      | 4,303   | 4,414,069    |
| Sullivan       | 34                          | 134        | 98       | 36     | 27,212       | 355                                  | 396        | 49       | 347     | 237,468      |
| Tioga          | 2                           | 11         | 7        | 4      | 1,302        | 142                                  | 149        | 23       | 126     | 74,290       |
| Tompkins       | 40                          | 125        | 81       | 44     | 29,320       | 393                                  | 422        | 44       | 378     | 261,768      |
| Ulster         | 111                         | 353        | 234      | 119    | 184,175      | 532                                  | 633        | 92       | 541     | 561,560      |
| Warren         | 7                           | 28         | 21       | 7      | 4,630        | 133                                  | 144        | 14       | 130     | 104,152      |
| Washington     | 7                           | 25         | 18       | 7      | 4,614        | 173                                  | 190        | 20       | 170     | 127,427      |
| Wayne          | 15                          | 41         | 26       | 15     | 6,649        | 285                                  | 315        | 32       | 283     | 136,162      |
| Westchester    | 779                         | 2,528      | 1,715    | 813    | 1,042,319    | 2,223                                | 2,490      | 163      | 2,327   | 1,979,872    |
| Wyoming        | 4                           | 19         | 13       | 6      | 2,299        | 106                                  | 120        | 12       | 108     | 57,529       |
| Yates          | 2                           | 5          | 4        | 1      | 1,857        | 41                                   | 42         | 5        | 37      | 26,427       |

\* The Non-MOE category includes otherwise Temporary Assistance for Needy Families eligible or otherwise Safety Net Assistance MOE eligible non-disabled two-parent cases.

Table 12  
SAFETY NET ASSISTANCE-FNP-CASH TOTAL\*  
Cases, Recipients, Children, Adults and Expenditures by Local District  
February 2019

| Local District | Safety Net Assistance-FNP Cash Total |            |          |          |              |
|----------------|--------------------------------------|------------|----------|----------|--------------|
|                | Cases                                | Recipients | Children | Adults   | Expenditures |
| New York State | See Note                             | See Note   | See Note | See Note | See Note     |
| New York City  | See Note                             | See Note   | See Note | See Note | See Note     |
| Rest of State  | 29,062                               | 38,777     | 8,746    | 30,031   | \$18,454,623 |
| Albany         | 575                                  | 889        | 293      | 596      | 445,903      |
| Allegany       | 142                                  | 169        | 21       | 148      | 61,635       |
| Broome         | 1,131                                | 1,422      | 286      | 1,136    | 497,634      |
| Cattaraugus    | 294                                  | 371        | 63       | 308      | 188,474      |
| Cayuga         | 284                                  | 325        | 52       | 273      | 190,515      |
| Chautauqua     | 668                                  | 873        | 187      | 686      | 275,162      |
| Chemung        | 240                                  | 299        | 91       | 208      | 141,288      |
| Chenango       | 123                                  | 137        | 20       | 117      | 50,208       |
| Clinton        | 272                                  | 295        | 30       | 265      | 155,297      |
| Columbia       | 145                                  | 166        | 22       | 144      | 109,413      |
| Cortland       | 233                                  | 274        | 40       | 234      | 108,432      |
| Delaware       | 75                                   | 98         | 22       | 76       | 42,174       |
| Dutchess       | 408                                  | 507        | 126      | 381      | 436,666      |
| Erie           | 4,192                                | 6,799      | 2,205    | 4,594    | 1,891,039    |
| Essex          | 47                                   | 48         | 2        | 46       | 30,325       |
| Franklin       | 210                                  | 243        | 27       | 216      | 88,508       |
| Fulton         | 109                                  | 116        | 12       | 104      | 53,675       |
| Genesee        | 143                                  | 159        | 23       | 136      | 63,423       |
| Greene         | 125                                  | 131        | 7        | 124      | 73,872       |
| Hamilton       | 2                                    | 2          | 0        | 2        | 287          |
| Herkimer       | 142                                  | 158        | 12       | 146      | 69,255       |
| Jefferson      | 450                                  | 555        | 83       | 472      | 232,829      |
| Lewis          | 32                                   | 41         | 12       | 29       | 10,161       |
| Livingston     | 229                                  | 280        | 51       | 229      | 114,320      |
| Madison        | 104                                  | 124        | 24       | 100      | 57,490       |
| Monroe         | 2,729                                | 3,733      | 936      | 2,797    | 1,354,168    |
| Montgomery     | 102                                  | 130        | 24       | 106      | 66,256       |
| Nassau         | 1,683                                | 1,988      | 200      | 1,788    | 1,534,974    |
| Niagara        | 723                                  | 891        | 177      | 714      | 301,006      |
| Oneida         | 1,286                                | 1,900      | 522      | 1,378    | 655,118      |
| Onondaga       | 2,565                                | 3,966      | 1,285    | 2,681    | 1,249,839    |
| Ontario        | 328                                  | 364        | 40       | 324      | 193,733      |
| Orange         | 678                                  | 852        | 158      | 694      | 555,831      |
| Orleans        | 251                                  | 298        | 58       | 240      | 111,934      |
| Oswego         | 535                                  | 734        | 169      | 565      | 285,734      |
| Otsego         | 107                                  | 115        | 9        | 106      | 93,298       |
| Putnam         | 18                                   | 20         | 5        | 15       | 18,028       |
| Rensselaer     | 244                                  | 365        | 106      | 259      | 168,511      |
| Rockland       | 218                                  | 255        | 28       | 227      | 134,972      |
| St. Lawrence   | 310                                  | 412        | 80       | 332      | 140,574      |
| Saratoga       | 149                                  | 160        | 37       | 123      | 89,175       |
| Schenectady    | 413                                  | 532        | 126      | 406      | 208,701      |
| Schoharie      | 54                                   | 57         | 4        | 53       | 42,769       |
| Schuyler       | 72                                   | 102        | 29       | 73       | 43,075       |
| Seneca         | 69                                   | 78         | 7        | 71       | 40,273       |
| Steuben        | 411                                  | 497        | 68       | 429      | 249,125      |
| Suffolk        | 3,270                                | 4,010      | 627      | 3,383    | 3,536,308    |
| Sullivan       | 256                                  | 294        | 47       | 247      | 162,044      |
| Tioga          | 116                                  | 123        | 23       | 100      | 49,844       |
| Tompkins       | 239                                  | 263        | 29       | 234      | 150,568      |
| Ulster         | 322                                  | 395        | 74       | 321      | 347,005      |
| Warren         | 111                                  | 132        | 24       | 108      | 83,430       |
| Washington     | 142                                  | 159        | 13       | 146      | 103,642      |
| Wayne          | 217                                  | 245        | 26       | 219      | 97,445       |
| Westchester    | 966                                  | 1,113      | 94       | 1,019    | 942,038      |
| Wyoming        | 71                                   | 80         | 6        | 74       | 37,834       |
| Yates          | 32                                   | 33         | 4        | 29       | 19,386       |

Note: A breakout of Safety Net Assistance-FNP-Cash and Safety Net Assistance-FNP-Non-Cash data is not available for New York City.

\* May include otherwise Temporary Assistance for Needy Families eligible or otherwise Safety Net Assistance MOE eligible non-disabled two-parent cases.

Table 13  
SAFETY NET ASSISTANCE-FNP-CASH BY MAINTENANCE OF EFFORT STATUS  
Maintenance of Effort (MOE) vs. Non-Maintenance of Effort (Non-MOE)  
Cases, Recipients, Children, Adults and Expenditures by Local District  
February 2019

| Local District | Maintenance of Effort (MOE) |            |          |          |              | Non-Maintenance of Effort (Non-MOE)* |            |          |          |              |
|----------------|-----------------------------|------------|----------|----------|--------------|--------------------------------------|------------|----------|----------|--------------|
|                | Cases                       | Recipients | Children | Adults   | Expenditures | Cases                                | Recipients | Children | Adults   | Expenditures |
| New York State | See Note                    | See Note   | See Note | See Note | See Note     | See Note                             | See Note   | See Note | See Note | See Note     |
| New York City  | See Note                    | See Note   | See Note | See Note | See Note     | See Note                             | See Note   | See Note | See Note | See Note     |
| Rest of State  | 1,346                       | 4,541      | 3,061    | 1,480    | \$1,107,357  | 27,716                               | 34,236     | 5,685    | 28,551   | \$17,347,266 |
| Albany         | 32                          | 95         | 62       | 33       | 23,464       | 543                                  | 794        | 231      | 563      | 422,439      |
| Allegany       | 2                           | 10         | 6        | 4        | 2,157        | 140                                  | 159        | 15       | 144      | 59,478       |
| Broome         | 47                          | 184        | 122      | 62       | 31,205       | 1,084                                | 1,238      | 164      | 1,074    | 466,429      |
| Cattaraugus    | 10                          | 26         | 16       | 10       | 6,195        | 284                                  | 345        | 47       | 298      | 182,279      |
| Cayuga         | 8                           | 28         | 19       | 9        | 3,215        | 276                                  | 297        | 33       | 264      | 187,300      |
| Chautauqua     | 42                          | 127        | 80       | 47       | 30,306       | 626                                  | 746        | 107      | 639      | 244,856      |
| Chemung        | 10                          | 34         | 22       | 12       | 6,668        | 230                                  | 265        | 69       | 196      | 134,620      |
| Chenango       | 0                           | 0          | 0        | 0        | 0            | 123                                  | 137        | 20       | 117      | 50,208       |
| Clinton        | 7                           | 19         | 11       | 8        | 3,013        | 265                                  | 276        | 19       | 257      | 152,284      |
| Columbia       | 2                           | 4          | 2        | 2        | 980          | 143                                  | 162        | 20       | 142      | 108,433      |
| Cortland       | 4                           | 15         | 10       | 5        | 2,048        | 229                                  | 259        | 30       | 229      | 106,384      |
| Delaware       | 0                           | 0          | 0        | 0        | 0            | 75                                   | 98         | 22       | 76       | 42,174       |
| Dutchess       | 38                          | 106        | 68       | 38       | 64,170       | 370                                  | 401        | 58       | 343      | 372,496      |
| Erie           | 288                         | 963        | 659      | 304      | 184,381      | 3,904                                | 5,836      | 1,546    | 4,290    | 1,706,658    |
| Essex          | 0                           | 0          | 0        | 0        | 0            | 47                                   | 48         | 2        | 46       | 30,325       |
| Franklin       | 5                           | 15         | 8        | 7        | 4,059        | 205                                  | 228        | 19       | 209      | 84,449       |
| Fulton         | 0                           | 0          | 0        | 0        | 0            | 109                                  | 116        | 12       | 104      | 53,675       |
| Genesee        | 7                           | 18         | 12       | 6        | 4,127        | 136                                  | 141        | 11       | 130      | 59,296       |
| Greene         | 1                           | 1          | 0        | 1        | 380          | 124                                  | 130        | 7        | 123      | 73,492       |
| Hamilton       | 0                           | 0          | 0        | 0        | 0            | 2                                    | 2          | 0        | 2        | 287          |
| Herkimer       | 2                           | 5          | 2        | 3        | 942          | 140                                  | 153        | 10       | 143      | 68,313       |
| Jefferson      | 13                          | 34         | 19       | 15       | 7,317        | 437                                  | 521        | 64       | 457      | 225,512      |
| Lewis          | 3                           | 9          | 6        | 3        | 1,093        | 29                                   | 32         | 6        | 26       | 9,068        |
| Livingston     | 7                           | 15         | 8        | 7        | 4,079        | 222                                  | 265        | 43       | 222      | 110,241      |
| Madison        | 8                           | 21         | 13       | 8        | 3,920        | 96                                   | 103        | 11       | 92       | 53,570       |
| Monroe         | 226                         | 784        | 544      | 240      | 149,513      | 2,503                                | 2,949      | 392      | 2,557    | 1,204,655    |
| Montgomery     | 6                           | 22         | 16       | 6        | 4,291        | 96                                   | 108        | 8        | 100      | 61,965       |
| Nassau         | 25                          | 75         | 48       | 27       | 43,116       | 1,658                                | 1,913      | 152      | 1,761    | 1,491,858    |
| Niagara        | 37                          | 129        | 85       | 44       | 21,833       | 686                                  | 762        | 92       | 670      | 279,173      |
| Oneida         | 67                          | 258        | 179      | 79       | 45,583       | 1,219                                | 1,642      | 343      | 1,299    | 609,535      |
| Onondaga       | 190                         | 697        | 496      | 201      | 146,918      | 2,375                                | 3,269      | 789      | 2,480    | 1,102,921    |
| Ontario        | 0                           | 0          | 0        | 0        | 0            | 328                                  | 364        | 40       | 324      | 193,733      |
| Orange         | 35                          | 97         | 61       | 36       | 38,273       | 643                                  | 755        | 97       | 658      | 517,558      |
| Orleans        | 4                           | 10         | 6        | 4        | 2,066        | 247                                  | 288        | 52       | 236      | 109,868      |
| Oswego         | 18                          | 71         | 50       | 21       | 14,136       | 517                                  | 663        | 119      | 544      | 271,598      |
| Otsego         | 1                           | 3          | 2        | 1        | 8,943        | 106                                  | 112        | 7        | 105      | 84,355       |
| Putnam         | 0                           | 0          | 0        | 0        | 0            | 18                                   | 20         | 5        | 15       | 18,028       |
| Rensselaer     | 3                           | 10         | 7        | 3        | 1,423        | 241                                  | 355        | 99       | 256      | 167,088      |
| Rockland       | 5                           | 15         | 8        | 7        | 2,088        | 213                                  | 240        | 20       | 220      | 132,884      |
| St. Lawrence   | 8                           | 23         | 15       | 8        | 4,212        | 302                                  | 389        | 65       | 324      | 136,362      |
| Saratoga       | 0                           | 0          | 0        | 0        | 0            | 149                                  | 160        | 37       | 123      | 89,175       |
| Schenectady    | 7                           | 18         | 11       | 7        | 3,895        | 406                                  | 514        | 115      | 399      | 204,806      |
| Schoharie      | 0                           | 0          | 0        | 0        | 0            | 54                                   | 57         | 4        | 53       | 42,769       |
| Schuyler       | 2                           | 8          | 6        | 2        | 1,631        | 70                                   | 94         | 23       | 71       | 41,444       |
| Seneca         | 1                           | 3          | 1        | 2        | 586          | 68                                   | 75         | 6        | 69       | 39,687       |
| Steuben        | 15                          | 50         | 31       | 19       | 9,440        | 396                                  | 447        | 37       | 410      | 239,685      |
| Suffolk        | 115                         | 425        | 285      | 140      | 186,238      | 3,155                                | 3,585      | 342      | 3,243    | 3,350,070    |
| Sullivan       | 1                           | 2          | 1        | 1        | 281          | 255                                  | 292        | 46       | 246      | 161,763      |
| Tioga          | 0                           | 0          | 0        | 0        | 0            | 116                                  | 123        | 23       | 100      | 49,844       |
| Tompkins       | 7                           | 15         | 7        | 8        | 4,178        | 232                                  | 248        | 22       | 226      | 146,390      |
| Ulster         | 8                           | 26         | 16       | 10       | 5,594        | 314                                  | 369        | 58       | 311      | 341,411      |
| Warren         | 3                           | 14         | 10       | 4        | 1,923        | 108                                  | 118        | 14       | 104      | 81,507       |
| Washington     | 3                           | 6          | 3        | 3        | 1,556        | 139                                  | 153        | 10       | 143      | 102,086      |
| Wayne          | 4                           | 10         | 6        | 4        | 1,641        | 213                                  | 235        | 20       | 215      | 95,804       |
| Westchester    | 19                          | 41         | 22       | 19       | 24,280       | 947                                  | 1,072      | 72       | 1,000    | 917,758      |
| Wyoming        | 0                           | 0          | 0        | 0        | 0            | 71                                   | 80         | 6        | 74       | 37,834       |
| Yates          | 0                           | 0          | 0        | 0        | 0            | 32                                   | 33         | 4        | 29       | 19,386       |

Note: A breakout of Safety Net Assistance-FNP-Cash and Safety Net Assistance-FNP-Non-Cash data is not available for New York City.

\* The Non-MOE category includes otherwise Temporary Assistance for Needy Families eligible or otherwise Safety Net Assistance MOE eligible non-disabled two-parent cases.



Table 14  
SAFETY NET ASSISTANCE-FNP-NON-CASH TOTAL\*  
Cases, Recipients, Children, Adults and Expenditures by Local District  
February 2019

| Local District | Safety Net Assistance-FNP-Non-Cash Total |            |          |          |              |
|----------------|------------------------------------------|------------|----------|----------|--------------|
|                | Cases                                    | Recipients | Children | Adults   | Expenditures |
| New York State | See Note                                 | See Note   | See Note | See Note | See Note     |
| New York City  | See Note                                 | See Note   | See Note | See Note | See Note     |
| Rest of State  | 19,694                                   | 40,524     | 20,121   | 20,403   | \$15,359,021 |
| Albany         | 527                                      | 958        | 428      | 530      | 435,183      |
| Allegany       | 65                                       | 112        | 45       | 67       | 35,195       |
| Broome         | 716                                      | 1,364      | 642      | 722      | 389,382      |
| Cattaraugus    | 150                                      | 187        | 37       | 150      | 84,542       |
| Cayuga         | 145                                      | 223        | 68       | 155      | 121,828      |
| Chautauqua     | 415                                      | 925        | 484      | 441      | 261,821      |
| Chemung        | 70                                       | 93         | 21       | 72       | 58,196       |
| Chenango       | 35                                       | 55         | 19       | 36       | 19,555       |
| Clinton        | 109                                      | 162        | 56       | 106      | 71,784       |
| Columbia       | 99                                       | 163        | 63       | 100      | 79,798       |
| Cortland       | 135                                      | 186        | 47       | 139      | 112,544      |
| Delaware       | 21                                       | 28         | 8        | 20       | 14,805       |
| Dutchess       | 240                                      | 342        | 110      | 232      | 259,910      |
| Erie           | 2,808                                    | 6,397      | 3,468    | 2,929    | 1,492,610    |
| Essex          | 13                                       | 21         | 8        | 13       | 11,198       |
| Franklin       | 80                                       | 146        | 62       | 84       | 35,667       |
| Fulton         | 37                                       | 57         | 19       | 38       | 25,966       |
| Genesee        | 55                                       | 95         | 39       | 56       | 41,129       |
| Greene         | 77                                       | 122        | 46       | 76       | 70,154       |
| Hamilton       | 2                                        | 2          | 0        | 2        | 731          |
| Herkimer       | 103                                      | 193        | 91       | 102      | 56,143       |
| Jefferson      | 272                                      | 391        | 111      | 280      | 171,254      |
| Lewis          | 16                                       | 16         | 6        | 10       | 6,610        |
| Livingston     | 99                                       | 174        | 69       | 105      | 63,675       |
| Madison        | 66                                       | 114        | 49       | 65       | 44,902       |
| Monroe         | 2,733                                    | 5,896      | 3,102    | 2,794    | 1,532,268    |
| Montgomery     | 127                                      | 305        | 175      | 130      | 81,117       |
| Nassau         | 1,198                                    | 2,566      | 1,292    | 1,274    | 1,686,033    |
| Niagara        | 487                                      | 938        | 443      | 495      | 240,718      |
| Oneida         | 739                                      | 1,941      | 1,146    | 795      | 436,971      |
| Onondaga       | 1,002                                    | 2,548      | 1,491    | 1,057    | 588,826      |
| Ontario        | 151                                      | 221        | 70       | 151      | 121,129      |
| Orange         | 576                                      | 1,178      | 584      | 594      | 603,070      |
| Orleans        | 81                                       | 155        | 68       | 87       | 54,017       |
| Oswego         | 264                                      | 512        | 232      | 280      | 152,694      |
| Otsego         | 40                                       | 55         | 18       | 37       | 37,957       |
| Putnam         | 15                                       | 15         | 1        | 14       | 12,575       |
| Rensselaer     | 295                                      | 916        | 603      | 313      | 194,890      |
| Rockland       | 329                                      | 621        | 268      | 353      | 224,127      |
| St. Lawrence   | 278                                      | 518        | 231      | 287      | 143,783      |
| Saratoga       | 46                                       | 51         | 4        | 47       | 43,267       |
| Schenectady    | 344                                      | 821        | 445      | 376      | 205,610      |
| Schoharie      | 18                                       | 33         | 16       | 17       | 16,376       |
| Schuyler       | 21                                       | 34         | 11       | 23       | 16,179       |
| Seneca         | 70                                       | 108        | 43       | 65       | 36,292       |
| Steuben        | 105                                      | 168        | 68       | 100      | 56,288       |
| Suffolk        | 1,508                                    | 3,065      | 1,483    | 1,582    | 2,032,456    |
| Sullivan       | 133                                      | 236        | 100      | 136      | 102,636      |
| Tioga          | 28                                       | 37         | 7        | 30       | 25,748       |
| Tompkins       | 194                                      | 284        | 96       | 188      | 140,520      |
| Ulster         | 321                                      | 591        | 252      | 339      | 398,730      |
| Warren         | 29                                       | 40         | 11       | 29       | 25,352       |
| Washington     | 38                                       | 56         | 25       | 31       | 28,399       |
| Wayne          | 83                                       | 111        | 32       | 79       | 45,366       |
| Westchester    | 2,036                                    | 3,905      | 1,784    | 2,121    | 2,080,153    |
| Wyoming        | 39                                       | 59         | 19       | 40       | 21,994       |
| Yates          | 11                                       | 14         | 5        | 9        | 8,898        |

Note: A breakout of Safety Net Assistance-FNP-Cash and Safety Net Assistance-FNP-Non-Cash data is not available for New York City.

\* May include otherwise Temporary Assistance for Needy Families eligible or otherwise Safety Net Assistance MOE eligible non-disabled two-parent cases.

Table 15  
**SAFETY NET ASSISTANCE-FNP-NON-CASH BY MAINTENANCE OF EFFORT STATUS**  
 Maintenance of Effort (MOE) vs. Non-Maintenance of Effort (Non-MOE)  
 Cases, Recipients, Children, Adults and Expenditures by Local District  
 February 2019

| Local District | Maintenance of Effort (MOE) |            |          |          |              | Non-Maintenance of Effort (Non-MOE)* |            |          |          |              |
|----------------|-----------------------------|------------|----------|----------|--------------|--------------------------------------|------------|----------|----------|--------------|
|                | Cases                       | Recipients | Children | Adults   | Expenditures | Cases                                | Recipients | Children | Adults   | Expenditures |
| New York State | See Note                    | See Note   | See Note | See Note | See Note     | See Note                             | See Note   | See Note | See Note | See Note     |
| New York City  | See Note                    | See Note   | See Note | See Note | See Note     | See Note                             | See Note   | See Note | See Note | See Note     |
| Rest of State  | 6,736                       | 24,503     | 17,505   | 6,998    | \$6,382,802  | 12,958                               | 16,021     | 2,616    | 13,405   | \$8,976,219  |
| Albany         | 147                         | 544        | 396      | 148      | 193,522      | 380                                  | 414        | 32       | 382      | 241,661      |
| Allegany       | 20                          | 66         | 43       | 23       | 12,930       | 45                                   | 46         | 2        | 44       | 22,265       |
| Broome         | 208                         | 761        | 544      | 217      | 127,849      | 508                                  | 603        | 98       | 505      | 261,533      |
| Cattaraugus    | 11                          | 38         | 25       | 13       | 9,971        | 139                                  | 149        | 12       | 137      | 74,571       |
| Cayuga         | 28                          | 95         | 62       | 33       | 19,123       | 117                                  | 128        | 6        | 122      | 102,705      |
| Chautauqua     | 177                         | 640        | 451      | 189      | 133,407      | 238                                  | 285        | 33       | 252      | 128,414      |
| Chemung        | 8                           | 26         | 16       | 10       | 4,666        | 62                                   | 67         | 5        | 62       | 53,530       |
| Chenango       | 6                           | 19         | 13       | 6        | 3,202        | 29                                   | 36         | 6        | 30       | 16,353       |
| Clinton        | 23                          | 72         | 46       | 26       | 13,821       | 86                                   | 90         | 10       | 80       | 57,963       |
| Columbia       | 20                          | 78         | 57       | 21       | 9,693        | 79                                   | 85         | 6        | 79       | 70,105       |
| Cortland       | 22                          | 64         | 41       | 23       | 14,248       | 113                                  | 122        | 6        | 116      | 98,296       |
| Delaware       | 3                           | 10         | 7        | 3        | 1,474        | 18                                   | 18         | 1        | 17       | 13,331       |
| Dutchess       | 37                          | 131        | 96       | 35       | 35,947       | 203                                  | 211        | 14       | 197      | 223,963      |
| Erie           | 1,060                       | 4,035      | 2,952    | 1,083    | 669,172      | 1,748                                | 2,362      | 516      | 1,846    | 823,438      |
| Essex          | 1                           | 7          | 5        | 2        | 1,059        | 12                                   | 14         | 3        | 11       | 10,139       |
| Franklin       | 19                          | 68         | 48       | 20       | 10,430       | 61                                   | 78         | 14       | 64       | 25,237       |
| Fulton         | 6                           | 18         | 12       | 6        | 3,502        | 31                                   | 39         | 7        | 32       | 22,464       |
| Genesee        | 12                          | 52         | 39       | 13       | 6,479        | 43                                   | 43         | 0        | 43       | 34,650       |
| Greene         | 20                          | 57         | 39       | 18       | 13,246       | 57                                   | 65         | 7        | 58       | 56,908       |
| Hamilton       | 0                           | 0          | 0        | 0        | 0            | 2                                    | 2          | 0        | 2        | 731          |
| Herkimer       | 24                          | 100        | 73       | 27       | 20,700       | 79                                   | 93         | 18       | 75       | 35,443       |
| Jefferson      | 33                          | 107        | 71       | 36       | 16,209       | 239                                  | 284        | 40       | 244      | 155,045      |
| Lewis          | 0                           | 0          | 0        | 0        | 0            | 16                                   | 16         | 6        | 10       | 6,610        |
| Livingston     | 21                          | 78         | 54       | 24       | 13,878       | 78                                   | 96         | 15       | 81       | 49,797       |
| Madison        | 15                          | 59         | 43       | 16       | 9,696        | 51                                   | 55         | 6        | 49       | 35,206       |
| Monroe         | 1,165                       | 4,147      | 2,958    | 1,189    | 744,038      | 1,568                                | 1,749      | 144      | 1,605    | 788,230      |
| Montgomery     | 53                          | 194        | 142      | 52       | 31,430       | 74                                   | 111        | 33       | 78       | 49,687       |
| Nassau         | 440                         | 1,502      | 1,055    | 447      | 820,135      | 758                                  | 1,064      | 237      | 827      | 865,898      |
| Niagara        | 147                         | 552        | 401      | 151      | 77,221       | 340                                  | 386        | 42       | 344      | 163,497      |
| Oneida         | 303                         | 1,263      | 950      | 313      | 197,503      | 436                                  | 678        | 196      | 482      | 239,468      |
| Onondaga       | 406                         | 1,644      | 1,220    | 424      | 255,063      | 596                                  | 904        | 271      | 633      | 333,763      |
| Ontario        | 25                          | 87         | 60       | 27       | 18,803       | 126                                  | 134        | 10       | 124      | 102,326      |
| Orange         | 219                         | 755        | 530      | 225      | 274,780      | 357                                  | 423        | 54       | 369      | 328,290      |
| Orleans        | 19                          | 64         | 43       | 21       | 10,490       | 62                                   | 91         | 25       | 66       | 43,527       |
| Oswego         | 78                          | 284        | 196      | 88       | 54,788       | 186                                  | 228        | 36       | 192      | 97,906       |
| Otsego         | 3                           | 15         | 11       | 4        | 1,522        | 37                                   | 40         | 7        | 33       | 36,435       |
| Putnam         | 0                           | 0          | 0        | 0        | 0            | 15                                   | 15         | 1        | 14       | 12,575       |
| Rensselaer     | 198                         | 726        | 525      | 201      | 116,612      | 97                                   | 190        | 78       | 112      | 78,278       |
| Rockland       | 50                          | 179        | 128      | 51       | 35,360       | 279                                  | 442        | 140      | 302      | 188,767      |
| St. Lawrence   | 70                          | 267        | 190      | 77       | 43,158       | 208                                  | 251        | 41       | 210      | 100,625      |
| Saratoga       | 1                           | 6          | 4        | 2        | 1,256        | 45                                   | 45         | 0        | 45       | 42,011       |
| Schenectady    | 148                         | 561        | 397      | 164      | 89,791       | 196                                  | 260        | 48       | 212      | 115,819      |
| Schoharie      | 5                           | 20         | 15       | 5        | 4,677        | 13                                   | 13         | 1        | 12       | 11,699       |
| Schuyler       | 1                           | 4          | 3        | 1        | 1,423        | 20                                   | 30         | 8        | 22       | 14,756       |
| Seneca         | 16                          | 51         | 36       | 15       | 9,435        | 54                                   | 57         | 7        | 50       | 26,857       |
| Steuben        | 25                          | 76         | 52       | 24       | 17,712       | 80                                   | 92         | 16       | 76       | 38,576       |
| Suffolk        | 487                         | 1,826      | 1,304    | 522      | 968,457      | 1,021                                | 1,239      | 179      | 1,060    | 1,063,999    |
| Sullivan       | 33                          | 132        | 97       | 35       | 26,931       | 100                                  | 104        | 3        | 101      | 75,705       |
| Tioga          | 2                           | 11         | 7        | 4        | 1,302        | 26                                   | 26         | 0        | 26       | 24,446       |
| Tompkins       | 33                          | 110        | 74       | 36       | 25,142       | 161                                  | 174        | 22       | 152      | 115,378      |
| Ulster         | 103                         | 327        | 218      | 109      | 178,581      | 218                                  | 264        | 34       | 230      | 220,149      |
| Warren         | 4                           | 14         | 11       | 3        | 2,707        | 25                                   | 26         | 0        | 26       | 22,645       |
| Washington     | 4                           | 19         | 15       | 4        | 3,058        | 34                                   | 37         | 10       | 27       | 25,341       |
| Wayne          | 11                          | 31         | 20       | 11       | 5,008        | 72                                   | 80         | 12       | 68       | 40,358       |
| Westchester    | 760                         | 2,487      | 1,693    | 794      | 1,018,039    | 1,276                                | 1,418      | 91       | 1,327    | 1,062,114    |
| Wyoming        | 4                           | 19         | 13       | 6        | 2,299        | 35                                   | 40         | 6        | 34       | 19,695       |
| Yates          | 2                           | 5          | 4        | 1        | 1,857        | 9                                    | 9          | 1        | 8        | 7,041        |

Note: A breakout of Safety Net Assistance-FNP-Cash and Safety Net Assistance-FNP-Non-Cash data is not available for New York City.

\* The Non-MOE category includes otherwise Temporary Assistance for Needy Families eligible or otherwise Safety Net Assistance MOE eligible non-disabled two-parent cases.

Table 16  
**SUPPLEMENTAL NUTRITION ASSISTANCE PROGRAM**  
Households, Persons and Value of Supplemental Nutrition Assistance Program Benefits by Local District  
February 2019

| Local District | Total      |           |               | Temporary Assistance |         |               | Non-Temporary Assistance |           |               |
|----------------|------------|-----------|---------------|----------------------|---------|---------------|--------------------------|-----------|---------------|
|                | Households | Persons   | SNAP Benefits | Households           | Persons | SNAP Benefits | Households               | Persons   | SNAP Benefits |
| New York State | 1,526,845  | 2,690,578 | \$367,624,250 | 634,469              | 927,187 | \$142,886,850 | 892,376                  | 1,763,391 | \$224,737,400 |
| New York City  | 905,509    | 1,564,537 | 226,232,078   | 424,872              | 637,151 | 99,491,421    | 480,637                  | 927,386   | 126,740,657   |
| Rest of State  | 621,336    | 1,126,041 | 141,392,172   | 209,597              | 290,036 | 43,395,429    | 411,739                  | 836,005   | 97,996,743    |
| Albany         | 17,488     | 31,648    | 3,996,650     | 5,930                | 8,093   | 1,214,483     | 11,558                   | 23,555    | 2,782,167     |
| Allegany       | 3,017      | 5,498     | 614,925       | 1,078                | 1,369   | 201,231       | 1,939                    | 4,129     | 413,694       |
| Broome         | 15,900     | 27,947    | 3,517,025     | 6,341                | 8,970   | 1,386,418     | 9,559                    | 18,977    | 2,130,607     |
| Cattaraugus    | 5,907      | 10,929    | 1,224,137     | 1,897                | 2,448   | 374,357       | 4,010                    | 8,481     | 849,780       |
| Cayuga         | 5,188      | 9,479     | 1,141,414     | 1,553                | 2,082   | 321,059       | 3,635                    | 7,397     | 820,355       |
| Chautauqua     | 12,739     | 23,503    | 2,912,088     | 3,967                | 5,850   | 871,732       | 8,772                    | 17,653    | 2,040,356     |
| Chemung        | 7,137      | 13,094    | 1,649,128     | 2,129                | 2,594   | 397,581       | 5,008                    | 10,500    | 1,251,547     |
| Chenango       | 3,413      | 6,302     | 711,536       | 1,035                | 1,252   | 179,938       | 2,378                    | 5,050     | 531,598       |
| Clinton        | 6,372      | 10,379    | 1,216,975     | 2,279                | 2,707   | 414,226       | 4,093                    | 7,672     | 802,749       |
| Columbia       | 3,331      | 5,474     | 669,032       | 1,177                | 1,510   | 230,098       | 2,154                    | 3,964     | 438,934       |
| Cortland       | 3,278      | 5,872     | 702,085       | 1,058                | 1,406   | 221,550       | 2,220                    | 4,466     | 480,535       |
| Delaware       | 2,591      | 4,580     | 506,302       | 755                  | 882     | 124,102       | 1,836                    | 3,698     | 382,200       |
| Dutchess       | 10,686     | 17,696    | 2,236,826     | 3,649                | 4,412   | 687,765       | 7,037                    | 13,284    | 1,549,061     |
| Erie           | 78,543     | 144,654   | 18,465,974    | 26,463               | 40,176  | 6,014,459     | 52,080                   | 104,478   | 12,451,515    |
| Essex          | 1,911      | 3,350     | 394,456       | 685                  | 777     | 117,557       | 1,226                    | 2,573     | 276,899       |
| Franklin       | 3,976      | 6,839     | 849,841       | 1,524                | 1,869   | 289,397       | 2,452                    | 4,970     | 560,444       |
| Fulton         | 4,322      | 7,265     | 870,025       | 1,387                | 1,580   | 248,922       | 2,935                    | 5,685     | 621,103       |
| Genesee        | 2,922      | 5,018     | 575,012       | 896                  | 1,122   | 171,238       | 2,026                    | 3,896     | 403,774       |
| Greene         | 2,814      | 4,633     | 584,422       | 995                  | 1,232   | 186,908       | 1,819                    | 3,401     | 397,514       |
| Hamilton       | 216        | 334       | 39,083        | 56                   | 59      | 9,919         | 160                      | 275       | 29,164        |
| Herkimer       | 4,817      | 8,660     | 1,003,732     | 1,229                | 1,550   | 239,983       | 3,588                    | 7,110     | 763,749       |
| Jefferson      | 8,225      | 14,841    | 1,808,408     | 2,544                | 3,372   | 518,252       | 5,681                    | 11,469    | 1,290,156     |
| Lewis          | 1,655      | 3,036     | 317,007       | 419                  | 488     | 71,448        | 1,236                    | 2,548     | 245,559       |
| Livingston     | 3,369      | 5,936     | 718,033       | 1,158                | 1,606   | 246,419       | 2,211                    | 4,330     | 471,614       |
| Madison        | 3,622      | 6,766     | 783,613       | 1,006                | 1,218   | 184,714       | 2,616                    | 5,548     | 598,899       |
| Monroe         | 64,122     | 114,664   | 14,818,220    | 23,363               | 34,498  | 5,131,014     | 40,759                   | 80,166    | 9,687,206     |
| Montgomery     | 4,250      | 8,324     | 995,734       | 1,362                | 1,959   | 286,696       | 2,888                    | 6,365     | 709,038       |
| Nassau         | 31,062     | 45,644    | 5,702,259     | 13,435               | 17,035  | 2,416,505     | 17,627                   | 28,609    | 3,285,754     |
| Niagara        | 16,533     | 28,469    | 3,584,475     | 5,191                | 6,961   | 1,076,763     | 11,342                   | 21,508    | 2,507,712     |
| Oneida         | 19,583     | 38,309    | 4,712,362     | 7,142                | 11,240  | 1,648,955     | 12,441                   | 27,069    | 3,063,407     |
| Onondaga       | 35,650     | 66,840    | 8,386,417     | 12,536               | 20,123  | 2,928,407     | 23,114                   | 46,717    | 5,458,010     |
| Ontario        | 5,116      | 8,679     | 1,059,344     | 1,737                | 2,238   | 349,495       | 3,379                    | 6,441     | 709,849       |
| Orange         | 16,258     | 38,036    | 4,667,329     | 5,330                | 7,129   | 1,053,353     | 10,928                   | 30,907    | 3,613,976     |
| Orleans        | 3,019      | 5,522     | 647,300       | 992                  | 1,405   | 214,958       | 2,027                    | 4,117     | 432,342       |
| Oswego         | 9,354      | 18,373    | 2,180,402     | 2,786                | 4,258   | 618,660       | 6,568                    | 14,115    | 1,561,742     |
| Otsego         | 3,106      | 5,551     | 628,461       | 971                  | 1,085   | 166,896       | 2,135                    | 4,466     | 461,565       |
| Putnam         | 1,439      | 2,109     | 259,468       | 469                  | 496     | 73,393        | 970                      | 1,613     | 186,075       |
| Rensselaer     | 7,803      | 15,039    | 1,849,923     | 3,013                | 4,999   | 699,986       | 4,790                    | 10,040    | 1,149,937     |
| Rockland       | 14,755     | 42,308    | 5,208,501     | 3,600                | 4,456   | 704,381       | 11,155                   | 37,852    | 4,504,120     |
| St. Lawrence   | 7,806      | 14,217    | 1,673,101     | 2,848                | 3,736   | 546,562       | 4,958                    | 10,481    | 1,126,539     |
| Saratoga       | 7,771      | 13,135    | 1,545,189     | 1,918                | 2,078   | 335,373       | 5,853                    | 11,057    | 1,209,816     |
| Schenectady    | 10,870     | 20,358    | 2,584,276     | 4,367                | 6,254   | 910,665       | 6,503                    | 14,104    | 1,673,611     |
| Schoharie      | 2,015      | 3,498     | 419,881       | 508                  | 584     | 90,451        | 1,507                    | 2,914     | 329,430       |
| Schuyler       | 1,200      | 2,157     | 245,265       | 312                  | 427     | 63,495        | 888                      | 1,730     | 181,770       |
| Seneca         | 1,690      | 2,984     | 338,171       | 583                  | 755     | 109,504       | 1,107                    | 2,229     | 228,667       |
| Steuben        | 5,648      | 10,542    | 1,206,964     | 1,872                | 2,399   | 356,016       | 3,776                    | 8,143     | 850,948       |
| Suffolk        | 57,962     | 94,876    | 12,827,615    | 18,400               | 23,932  | 3,706,341     | 39,562                   | 70,944    | 9,121,274     |
| Sullivan       | 6,383      | 12,739    | 1,665,976     | 1,861                | 2,327   | 356,025       | 4,522                    | 10,412    | 1,309,951     |
| Tioga          | 2,702      | 5,075     | 545,911       | 758                  | 936     | 135,915       | 1,944                    | 4,139     | 409,996       |
| Tompkins       | 4,349      | 7,556     | 929,459       | 1,416                | 1,817   | 279,468       | 2,933                    | 5,739     | 649,991       |
| Ulster         | 10,092     | 16,827    | 2,213,472     | 3,276                | 4,049   | 633,180       | 6,816                    | 12,778    | 1,580,292     |
| Warren         | 3,794      | 6,518     | 765,269       | 1,120                | 1,302   | 204,592       | 2,674                    | 5,216     | 560,677       |
| Washington     | 3,645      | 6,661     | 743,150       | 1,051                | 1,289   | 193,691       | 2,594                    | 5,372     | 549,459       |
| Wayne          | 4,938      | 8,664     | 981,484       | 1,631                | 1,997   | 307,331       | 3,307                    | 6,667     | 674,153       |
| Westchester    | 42,274     | 73,934    | 9,979,007     | 13,725               | 18,685  | 2,730,648     | 28,549                   | 55,249    | 7,248,359     |
| Wyoming        | 1,465      | 2,447     | 265,777       | 492                  | 598     | 87,233        | 973                      | 1,849     | 178,544       |
| Yates          | 1,243      | 2,253     | 254,281       | 322                  | 365     | 55,721        | 921                      | 1,888     | 198,560       |

Note: Supplemental Nutrition Assistance Program households containing only Supplemental Security Income recipients or a mix of Temporary Assistance and Supplemental Security Income recipients are counted as Temporary Assistance.

Table 17  
**SUPPLEMENTAL SECURITY INCOME**  
 Recipients, Total Program Expenditures and Federal and State Shares, by Local District  
 February 2019

| Local District  | Recipients | Expenditures  |               |              |
|-----------------|------------|---------------|---------------|--------------|
|                 |            | Total         | Federal       | State        |
| New York State* | 681,636    | \$421,037,660 | \$371,647,530 | \$49,390,130 |
| New York City   | 406,518    | 251,790,179   | 223,796,745   | 27,993,434   |
| Rest of State   | 271,759    | 167,546,821   | 146,651,886   | 20,894,935   |
| Albany          | 7,411      | 4,478,268     | 3,966,698     | 511,570      |
| Allegany        | 1,500      | 897,646       | 795,391       | 102,255      |
| Broome          | 7,573      | 4,802,359     | 4,340,849     | 461,510      |
| Cattaraugus     | 2,499      | 1,487,239     | 1,303,153     | 184,086      |
| Cayuga          | 2,016      | 1,274,734     | 1,110,436     | 164,298      |
| Chautauqua      | 4,852      | 3,073,034     | 2,726,059     | 346,975      |
| Chemung         | 3,470      | 2,090,180     | 1,867,390     | 222,790      |
| Chenango        | 1,647      | 949,399       | 848,199       | 101,200      |
| Clinton         | 3,044      | 1,833,559     | 1,617,565     | 215,994      |
| Columbia        | 1,635      | 1,007,770     | 823,822       | 183,948      |
| Cortland        | 1,222      | 769,444       | 684,597       | 84,847       |
| Delaware        | 1,325      | 759,554       | 663,592       | 95,962       |
| Dutchess        | 5,780      | 3,560,375     | 2,957,676     | 602,699      |
| Erie            | 29,849     | 19,069,553    | 16,919,055    | 2,150,498    |
| Essex           | 1,033      | 616,864       | 496,135       | 120,729      |
| Franklin        | 1,803      | 1,132,326     | 981,654       | 150,672      |
| Fulton          | 2,269      | 1,357,671     | 1,148,287     | 209,384      |
| Genesee         | 1,296      | 773,954       | 645,163       | 128,791      |
| Greene          | 1,473      | 845,653       | 732,049       | 113,604      |
| Hamilton        | 60         | 28,110        | 24,728        | 3,382        |
| Herkimer        | 1,776      | 1,050,557     | 907,040       | 143,517      |
| Jefferson       | 2,926      | 1,752,322     | 1,517,398     | 234,924      |
| Lewis           | 609        | 351,202       | 312,202       | 39,000       |
| Livingston      | 1,291      | 767,277       | 693,748       | 73,529       |
| Madison         | 1,430      | 862,286       | 761,172       | 101,114      |
| Monroe          | 28,101     | 18,451,464    | 16,509,439    | 1,942,025    |
| Montgomery      | 2,068      | 1,269,795     | 1,098,855     | 170,940      |
| Nassau          | 18,313     | 10,531,893    | 9,038,274     | 1,493,619    |
| Niagara         | 6,371      | 4,054,508     | 3,587,275     | 467,233      |
| Oneida          | 8,561      | 5,422,942     | 4,850,851     | 572,091      |
| Onondaga        | 15,358     | 10,157,849    | 9,166,190     | 991,659      |
| Ontario         | 2,040      | 1,184,799     | 1,047,177     | 137,622      |
| Orange          | 7,446      | 4,572,397     | 3,989,558     | 582,839      |
| Orleans         | 991        | 595,471       | 532,680       | 62,791       |
| Oswego          | 3,529      | 2,235,034     | 2,027,205     | 207,829      |
| Otsego          | 1,485      | 902,823       | 763,616       | 139,207      |
| Putnam          | 937        | 563,965       | 474,797       | 89,168       |
| Rensselaer      | 4,744      | 2,960,111     | 2,595,321     | 364,790      |
| Rockland        | 5,555      | 3,366,307     | 2,630,196     | 736,111      |
| St. Lawrence    | 3,927      | 2,418,741     | 2,162,672     | 256,069      |
| Saratoga        | 3,226      | 1,940,644     | 1,712,933     | 227,711      |
| Schenectady     | 5,895      | 3,720,421     | 3,317,959     | 402,462      |
| Schoharie       | 757        | 462,927       | 391,520       | 71,407       |
| Schuyler        | 467        | 320,553       | 274,067       | 46,486       |
| Seneca          | 867        | 522,327       | 463,223       | 59,104       |
| Steuben         | 3,054      | 1,888,636     | 1,696,259     | 192,377      |
| Suffolk         | 22,286     | 13,230,164    | 11,229,782    | 2,000,382    |
| Sullivan        | 2,891      | 1,700,950     | 1,390,410     | 310,540      |
| Tioga           | 1,185      | 713,533       | 639,541       | 73,992       |
| Tompkins        | 1,631      | 960,418       | 818,018       | 142,400      |
| Ulster          | 4,480      | 2,711,526     | 2,333,163     | 378,363      |
| Warren          | 1,656      | 972,974       | 844,818       | 128,156      |
| Washington      | 1,729      | 1,015,155     | 889,068       | 126,087      |
| Wayne           | 2,352      | 1,381,988     | 1,232,343     | 149,645      |
| Westchester     | 18,873     | 11,036,526    | 9,496,199     | 1,540,327    |
| Wyoming         | 684        | 390,769       | 348,723       | 42,046       |
| Yates           | 511        | 297,875       | 255,696       | 42,179       |
| Mental Hygiene  | 3,359      | 1,700,660     | 1,198,899     | 501,761      |

\* Only New York State includes Mental Hygiene

Table 18  
**SUPPLEMENTAL SECURITY INCOME**  
 Recipients by Living Arrangement and Location  
 February 2019

| Living Arrangement             | New York State | New York City  | Rest of State  | Mental Hygiene |
|--------------------------------|----------------|----------------|----------------|----------------|
| Living Alone                   | 325,042        | 208,938        | 116,103        | 1              |
| Living With Others             | 270,300        | 154,969        | 115,319        | 12             |
| Living in Household of Another | 30,331         | 18,345         | 11,986         | 0              |
| Congregate Care Level 1        | 1,899          | 204            | 546            | 1,149          |
| Congregate Care Level 2        | 26,032         | 9,758          | 15,543         | 731            |
| Congregate Care Level 3        | 12,447         | 6,128          | 6,319          | 0              |
| Title XIX Institution          | 11,262         | 6,967          | 4,048          | 247            |
| Other*                         | 4,323          | 1,218          | 1,895          | 1,210          |
| <b>Total</b>                   | <b>681,636</b> | <b>406,527</b> | <b>271,759</b> | <b>3,350</b>   |

Table 19  
**SUPPLEMENTAL SECURITY INCOME**  
 Recipients by Living Arrangement and Category of Assistance  
 February 2019

| Living Arrangement             | Total          | Category of Assistance |              |                |
|--------------------------------|----------------|------------------------|--------------|----------------|
|                                |                | Aged                   | Blind        | Disabled       |
| Living Alone                   | 325,042        | 91,862                 | 1,310        | 231,870        |
| Living With Others             | 270,300        | 27,915                 | 1,392        | 240,993        |
| Living in Household of Another | 30,331         | 8,816                  | 231          | 21,284         |
| Congregate Care Level 1        | 1,899          | 235                    | 9            | 1,655          |
| Congregate Care Level 2        | 26,032         | 1,906                  | 93           | 24,033         |
| Congregate Care Level 3        | 12,447         | 5,375                  | 29           | 7,043          |
| Title XIX Institution & Other* | 15,585         | 2,163                  | 87           | 13,335         |
| <b>Total</b>                   | <b>681,636</b> | <b>138,272</b>         | <b>3,151</b> | <b>540,213</b> |

\* "Other" includes recipients either a) residing in a private medical facility and Medicaid is paying for less than 50% of the cost of care, b) residing in certain publicly operated residential facilities serving 16 or fewer residents, or c) residing in a public emergency shelter for six calendar months during a nine month period. Such cases receive no state Supplemental Security Income supplement.

Table 20  
CHILD SUPPORT COLLECTIONS (IV-D)  
February 2019

| Local District | Total            | Current Assistance | Former Assistance | Never Assistance |
|----------------|------------------|--------------------|-------------------|------------------|
| New York State | \$137,394,611.67 | \$4,756,332.76     | \$73,462,736.82   | \$59,175,542.09  |
| New York City  | 58,149,389.38    | 2,357,915.54       | 32,229,401.37     | 23,562,072.47    |
| Rest of State  | 79,245,222.29    | 2,398,417.22       | 41,233,335.45     | 35,613,469.62    |
| Albany         | 1,979,460.60     | 54,877.46          | 982,157.47        | 942,425.67       |
| Allegany       | 434,895.42       | 19,037.96          | 293,926.65        | 121,930.81       |
| Broome         | 1,147,585.01     | 65,178.59          | 692,136.03        | 390,270.39       |
| Cattaraugus    | 675,298.93       | 41,255.61          | 408,103.35        | 225,939.97       |
| Cayuga         | 705,124.16       | 25,011.76          | 442,827.22        | 237,285.18       |
| Chautauqua     | 986,751.88       | 61,894.89          | 656,986.17        | 267,870.82       |
| Chemung        | 643,845.72       | 24,725.26          | 409,133.87        | 209,986.59       |
| Chenango       | 406,336.54       | 14,840.04          | 218,674.42        | 172,822.08       |
| Clinton        | 790,645.83       | 44,552.65          | 455,008.17        | 291,085.01       |
| Columbia       | 400,864.78       | 12,173.27          | 224,601.01        | 164,090.50       |
| Cortland       | 360,356.41       | 18,290.69          | 200,491.58        | 141,574.14       |
| Delaware       | 288,621.13       | 9,428.98           | 197,036.36        | 82,155.79        |
| Dutchess       | 2,278,939.42     | 37,883.60          | 952,893.59        | 1,288,162.23     |
| Erie           | 5,946,516.30     | 240,123.93         | 3,446,722.98      | 2,259,669.39     |
| Essex          | 250,996.57       | 10,295.02          | 131,495.57        | 109,205.98       |
| Franklin       | 410,559.92       | 12,570.69          | 236,703.62        | 161,285.61       |
| Fulton         | 480,914.87       | 13,014.72          | 333,501.73        | 134,398.42       |
| Genesee        | 435,027.65       | 9,349.63           | 259,526.76        | 166,151.26       |
| Greene         | 336,997.31       | 8,236.76           | 178,054.56        | 150,705.99       |
| Hamilton       | 20,311.88        | 334.02             | 12,310.01         | 7,667.85         |
| Herkimer       | 441,453.00       | 16,589.28          | 279,897.22        | 144,966.50       |
| Jefferson      | 1,160,166.02     | 43,981.99          | 525,859.71        | 590,324.32       |
| Lewis          | 308,738.51       | 4,941.41           | 219,575.17        | 84,221.93        |
| Livingston     | 525,889.47       | 27,962.62          | 344,938.87        | 152,987.98       |
| Madison        | 410,678.62       | 10,633.46          | 252,302.49        | 147,742.67       |
| Monroe         | 5,017,228.19     | 186,981.83         | 3,012,485.96      | 1,817,760.40     |
| Montgomery     | 458,456.02       | 22,151.03          | 308,933.00        | 127,371.99       |
| Nassau         | 7,567,164.76     | 115,432.03         | 3,198,625.53      | 4,253,107.20     |
| Niagara        | 1,521,846.68     | 65,241.81          | 977,718.78        | 478,886.09       |
| Oneida         | 1,510,910.31     | 85,081.61          | 942,596.44        | 483,232.26       |
| Onondaga       | 3,272,445.66     | 111,423.99         | 1,980,328.59      | 1,180,693.08     |
| Ontario        | 786,070.92       | 41,662.63          | 473,113.54        | 271,294.75       |
| Orange         | 3,086,300.04     | 76,150.58          | 1,260,437.30      | 1,749,712.16     |
| Orleans        | 315,114.25       | 14,304.30          | 205,201.87        | 95,608.08        |
| Oswego         | 1,049,500.98     | 43,902.45          | 643,079.13        | 362,519.40       |
| Otsego         | 365,683.47       | 11,091.25          | 193,202.99        | 161,389.23       |
| Putnam         | 547,018.41       | 4,408.40           | 208,450.96        | 334,159.05       |
| Rensselaer     | 1,359,298.67     | 62,855.92          | 664,820.02        | 631,622.73       |
| Rockland       | 2,066,237.78     | 28,217.61          | 933,422.36        | 1,104,597.81     |
| St. Lawrence   | 898,259.93       | 31,651.62          | 580,204.54        | 286,403.77       |
| Saratoga       | 1,501,559.36     | 16,719.90          | 748,212.84        | 736,626.62       |
| Schenectady    | 1,177,432.59     | 37,552.71          | 585,191.77        | 554,688.11       |
| Schoharie      | 294,658.70       | 11,193.55          | 178,966.45        | 104,498.70       |
| Schuyler       | 141,833.81       | 4,002.65           | 103,092.00        | 34,739.16        |
| Seneca         | 271,423.35       | 7,282.44           | 164,788.90        | 99,352.01        |
| Steuben        | 776,145.09       | 35,763.95          | 497,388.61        | 242,992.53       |
| Suffolk        | 12,271,084.05    | 222,649.96         | 5,921,355.42      | 6,127,078.67     |
| Sullivan       | 576,419.57       | 17,351.26          | 298,605.69        | 260,462.62       |
| Tioga          | 369,707.81       | 20,104.56          | 227,488.20        | 122,115.05       |
| Tompkins       | 512,058.17       | 20,351.55          | 277,812.85        | 213,893.77       |
| Ulster         | 1,341,609.31     | 45,717.95          | 716,817.93        | 579,073.43       |
| Warren         | 651,165.01       | 18,312.72          | 350,680.53        | 282,171.76       |
| Washington     | 577,548.13       | 29,670.61          | 332,333.87        | 215,543.65       |
| Wayne          | 738,554.15       | 22,931.96          | 381,201.56        | 334,420.63       |
| Westchester    | 5,920,346.80     | 138,982.58         | 2,246,746.84      | 3,534,617.38     |
| Wyoming        | 346,664.55       | 17,318.06          | 183,623.76        | 145,722.73       |
| Yates          | 128,499.82       | 4,769.46           | 81,542.64         | 42,187.72        |

Table 21  
**AGGREGATE CLAIMS**  
**TOTAL TEMPORARY ASSISTANCE**  
Family Assistance and Safety Net Assistance  
February 2019

| Month          | New York State |                  |                         | New York City |                  |                         | Rest of State |                  |                         |
|----------------|----------------|------------------|-------------------------|---------------|------------------|-------------------------|---------------|------------------|-------------------------|
|                | Recipients     | Net Expenditures | Monthly Average Payment | Recipients    | Net Expenditures | Monthly Average Payment | Recipients    | Net Expenditures | Monthly Average Payment |
| March 2017     | 554,361        | \$233,435,994    | \$421.09                | 359,067       | \$167,133,969    | \$465.47                | 195,294       | \$66,302,025     | \$339.50                |
| April 2017     | 546,885        | \$205,647,660    | \$376.03                | 356,898       | \$144,516,510    | \$404.92                | 189,987       | \$61,131,150     | \$321.76                |
| May 2017       | 544,172        | \$221,049,928    | \$406.21                | 355,157       | \$159,932,536    | \$450.32                | 189,015       | \$61,117,392     | \$323.35                |
| June 2017      | 546,276        | \$220,305,051    | \$403.29                | 356,854       | \$157,698,592    | \$441.91                | 189,422       | \$62,606,459     | \$330.51                |
| July 2017      | 543,012        | \$198,772,817    | \$366.06                | 358,206       | \$141,084,530    | \$393.86                | 184,806       | \$57,688,287     | \$312.16                |
| August 2017    | 543,788        | \$202,981,001    | \$373.27                | 358,219       | \$140,502,791    | \$392.23                | 185,569       | \$62,478,210     | \$336.68                |
| September 2017 | 541,117        | \$227,787,436    | \$420.96                | 358,976       | \$170,589,435    | \$475.21                | 182,141       | \$57,198,001     | \$314.03                |
| October 2017   | 542,470        | \$226,585,276    | \$417.69                | 360,921       | \$167,019,594    | \$462.76                | 181,549       | \$59,565,682     | \$328.10                |
| November 2017  | 539,767        | \$200,604,268    | \$371.65                | 359,612       | \$142,100,789    | \$395.15                | 180,155       | \$58,503,479     | \$324.74                |
| December 2017  | 541,150        | \$282,480,678    | \$522.00                | 361,329       | \$219,346,048    | \$607.05                | 179,821       | \$63,134,630     | \$351.10                |
| January 2018   | 540,031        | \$252,488,310    | \$467.54                | 360,607       | \$191,586,410    | \$531.29                | 179,424       | \$60,901,900     | \$339.43                |
| February 2018  | 537,239        | \$244,909,510    | \$455.87                | 358,554       | \$186,762,447    | \$520.88                | 178,685       | \$58,147,063     | \$325.42                |
| March 2018     | 537,732        | \$311,059,706    | \$578.47                | 358,451       | \$248,945,362    | \$694.50                | 179,281       | \$62,114,344     | \$346.46                |
| April 2018     | 530,752        | \$232,170,986    | \$437.44                | 354,660       | \$170,123,104    | \$479.68                | 176,092       | \$62,047,882     | \$352.36                |
| May 2018       | 525,333        | \$222,356,444    | \$423.27                | 351,527       | \$163,566,093    | \$465.30                | 173,806       | \$58,790,351     | \$338.25                |
| June 2018      | 520,972        | \$289,882,434    | \$556.43                | 349,761       | \$233,204,158    | \$666.75                | 171,211       | \$56,678,276     | \$331.04                |
| July 2018      | 514,983        | \$223,363,175    | \$433.73                | 346,463       | \$167,678,753    | \$483.97                | 168,520       | \$55,684,422     | \$330.43                |
| August 2018    | 516,158        | \$197,351,218    | \$382.35                | 346,349       | \$140,203,369    | \$404.80                | 169,809       | \$57,147,849     | \$336.54                |
| September 2018 | 510,103        | \$272,318,581    | \$533.85                | 344,537       | \$216,754,285    | \$629.12                | 165,566       | \$55,564,296     | \$335.60                |
| October 2018   | 508,049        | \$236,971,949    | \$466.44                | 343,220       | \$180,640,959    | \$526.31                | 164,829       | \$56,330,990     | \$341.75                |
| November 2018  | 503,109        | \$185,181,007    | \$368.07                | 340,654       | \$129,850,536    | \$381.18                | 162,455       | \$55,330,471     | \$340.59                |
| December 2018  | 499,612        | \$449,297,900    | \$899.29                | 338,460       | \$385,481,552    | \$1,138.93              | 161,152       | \$63,816,348     | \$396.00                |
| January 2019   | 494,824        | \$260,697,478    | \$526.85                | 334,120       | \$202,942,842    | \$607.40                | 160,704       | \$57,754,636     | \$359.39                |
| February 2019  | 491,918        | \$215,264,273    | \$437.60                | 333,620       | \$161,346,197    | \$483.62                | 158,298       | \$53,918,076     | \$340.61                |

Note: Data pursuant to a New York State Legislative mandate S. 6057-B/A. 9557-B, Chapter 57, L. 2004.

Based on local district claims submitted on claims Schedules A and C. Includes reimbursable expenditures for basic assistance, rent supplements, family shelters, domestic violence shelters, security deposits, transitional services, diversion transportation, diversion payments, and other non-assistance. These claims are net of cancellations and refunds, and include any reconciliations and supplemental claims applied to the month after initial expenditure reporting is done. Thus, these data differ from the expenditure data presented elsewhere in this document, which are derived from original payment issuance activity during the month, net of cancellations and refunds in that month.

District claiming activity for recent months is generally not complete before the statutorily required due date for this report. Thus, claims for recent months may appear substantially below those for earlier months. Claims tables in future months of this report will continue to include the historical periods above, adjusted for claiming activity occurring subsequent to this report.

Table 22  
**AGGREGATE CLAIMS**  
**FEDERALLY PARTICIPATING - TANF**  
**Family Assistance-FP and Safety Net Assistance-FP**  
**February 2019**

| Month          | New York State |                  |                         | New York City |                  |                         | Rest of State |                  |                         |
|----------------|----------------|------------------|-------------------------|---------------|------------------|-------------------------|---------------|------------------|-------------------------|
|                | Recipients     | Net Expenditures | Monthly Average Payment | Recipients    | Net Expenditures | Monthly Average Payment | Recipients    | Net Expenditures | Monthly Average Payment |
| March 2017     | 224,444        | \$93,890,881     | \$418.33                | 129,017       | \$63,525,538     | \$492.38                | 95,427        | \$30,365,343     | \$318.20                |
| April 2017     | 219,560        | \$78,946,601     | \$359.57                | 126,578       | \$50,310,925     | \$397.47                | 92,982        | \$28,635,676     | \$307.97                |
| May 2017       | 216,884        | \$89,932,106     | \$414.66                | 124,653       | \$61,553,287     | \$493.80                | 92,231        | \$28,378,819     | \$307.69                |
| June 2017      | 216,647        | \$93,105,971     | \$429.76                | 124,070       | \$64,238,137     | \$517.76                | 92,577        | \$28,867,834     | \$311.83                |
| July 2017      | 215,310        | \$74,387,580     | \$345.49                | 124,015       | \$46,929,714     | \$378.42                | 91,295        | \$27,457,866     | \$300.76                |
| August 2017    | 214,945        | \$74,058,538     | \$344.55                | 123,190       | \$44,262,999     | \$359.31                | 91,755        | \$29,795,539     | \$324.73                |
| September 2017 | 213,833        | \$88,678,004     | \$414.71                | 123,163       | \$61,664,519     | \$500.67                | 90,670        | \$27,013,485     | \$297.93                |
| October 2017   | 215,099        | \$87,157,400     | \$405.20                | 124,562       | \$59,445,666     | \$477.24                | 90,537        | \$27,711,734     | \$306.08                |
| November 2017  | 213,094        | \$72,668,160     | \$341.01                | 122,922       | \$45,847,282     | \$372.98                | 90,172        | \$26,820,878     | \$297.44                |
| December 2017  | 213,196        | \$98,622,351     | \$462.59                | 123,178       | \$68,344,313     | \$554.84                | 90,018        | \$30,278,038     | \$336.36                |
| January 2018   | 211,511        | \$93,395,916     | \$441.57                | 122,288       | \$65,542,506     | \$535.97                | 89,223        | \$27,853,410     | \$312.18                |
| February 2018  | 209,640        | \$104,502,509    | \$498.49                | 120,548       | \$78,126,236     | \$648.09                | 89,092        | \$26,376,273     | \$296.06                |
| March 2018     | 208,920        | \$148,088,359    | \$708.83                | 119,879       | \$119,072,949    | \$993.28                | 89,041        | \$29,015,410     | \$325.87                |
| April 2018     | 205,393        | \$99,277,437     | \$483.35                | 118,240       | \$71,500,695     | \$604.71                | 87,153        | \$27,776,742     | \$318.71                |
| May 2018       | 203,325        | \$84,398,268     | \$415.09                | 116,936       | \$58,208,223     | \$497.78                | 86,389        | \$26,190,045     | \$303.16                |
| June 2018      | 201,819        | \$131,083,471    | \$649.51                | 116,370       | \$104,665,419    | \$899.42                | 85,449        | \$26,418,052     | \$309.17                |
| July 2018      | 199,980        | \$85,342,006     | \$426.75                | 115,687       | \$59,845,605     | \$517.31                | 84,293        | \$25,496,401     | \$302.47                |
| August 2018    | 199,954        | \$69,673,442     | \$348.45                | 114,909       | \$43,221,524     | \$376.14                | 85,045        | \$26,451,918     | \$311.03                |
| September 2018 | 198,032        | \$119,039,728    | \$601.11                | 114,579       | \$93,132,206     | \$812.82                | 83,453        | \$25,907,522     | \$310.44                |
| October 2018   | 197,147        | \$98,864,776     | \$501.48                | 113,980       | \$72,260,669     | \$633.98                | 83,167        | \$26,604,107     | \$319.89                |
| November 2018  | 194,207        | \$63,618,715     | \$327.58                | 112,175       | \$37,685,906     | \$335.96                | 82,032        | \$25,932,809     | \$316.13                |
| December 2018  | 192,483        | \$181,920,125    | \$945.12                | 111,594       | \$151,993,663    | \$1,362.02              | 80,889        | \$29,926,462     | \$369.97                |
| January 2019   | 191,565        | \$115,810,734    | \$604.55                | 111,186       | \$89,570,976     | \$805.60                | 80,379        | \$26,239,758     | \$326.45                |
| February 2019  | 188,505        | \$85,606,412     | \$454.13                | 109,508       | \$61,101,640     | \$557.97                | 78,997        | \$24,504,772     | \$310.20                |

Note: Data pursuant to a New York State Legislative mandate S. 6057-B/A. 9557-B, Chapter 57, L. 2004.

Based on local district claims submitted on claims Schedules A and C. Includes reimbursable expenditures for basic assistance, rent supplements, family shelters, domestic violence shelters, security deposits, transitional services, diversion transportation, diversion payments, and other non-assistance. These claims are net of cancellations and refunds, and include any reconciliations and supplemental claims applied to the month after initial expenditure reporting is done. Thus, these data differ from the expenditure data presented elsewhere in this document, which are derived from original payment issuance activity during the month, net of cancellations and refunds in that month.

District claiming activity for recent months is generally not complete before the statutorily required due date for this report. Thus, claims for recent months may appear substantially below those for earlier months. Claims tables in future months of this report will continue to include the historical periods above, adjusted for claiming activity occurring subsequent to this report.



Table 23  
**AGGREGATE CLAIMS**  
**FEDERALLY NON-PARTICIPATING**  
**Safety Net Assistance-FNP Maintenance of Effort**  
**February 2019**

| Month          | New York State |                  |                         | New York City |                  |                         | Rest of State |                  |                         |
|----------------|----------------|------------------|-------------------------|---------------|------------------|-------------------------|---------------|------------------|-------------------------|
|                | Recipients     | Net Expenditures | Monthly Average Payment | Recipients    | Net Expenditures | Monthly Average Payment | Recipients    | Net Expenditures | Monthly Average Payment |
| March 2017     | 123,977        | \$41,433,889     | \$334.21                | 87,692        | \$32,469,777     | \$370.27                | 36,285        | \$8,964,112      | \$247.05                |
| April 2017     | 122,473        | \$32,556,179     | \$265.82                | 87,138        | \$24,206,411     | \$277.79                | 35,335        | \$8,349,768      | \$236.30                |
| May 2017       | 121,402        | \$35,352,472     | \$291.20                | 86,178        | \$27,068,693     | \$314.10                | 35,224        | \$8,283,779      | \$235.17                |
| June 2017      | 123,647        | \$42,274,367     | \$341.90                | 88,361        | \$34,045,229     | \$385.30                | 35,286        | \$8,229,138      | \$233.21                |
| July 2017      | 122,975        | \$31,134,119     | \$253.17                | 88,292        | \$23,179,922     | \$262.54                | 34,683        | \$7,954,197      | \$229.34                |
| August 2017    | 124,667        | \$31,192,447     | \$250.21                | 89,976        | \$22,863,731     | \$254.11                | 34,691        | \$8,328,716      | \$240.08                |
| September 2017 | 123,467        | \$42,339,753     | \$342.92                | 89,215        | \$34,871,908     | \$390.87                | 34,252        | \$7,467,845      | \$218.03                |
| October 2017   | 122,820        | \$35,998,651     | \$293.10                | 88,969        | \$27,672,352     | \$311.03                | 33,851        | \$8,326,299      | \$245.97                |
| November 2017  | 124,722        | \$31,967,391     | \$256.31                | 90,866        | \$23,717,674     | \$261.02                | 33,856        | \$8,249,717      | \$243.67                |
| December 2017  | 124,559        | \$56,230,329     | \$451.44                | 90,839        | \$48,169,988     | \$530.28                | 33,720        | \$8,060,341      | \$239.04                |
| January 2018   | 123,063        | \$38,513,203     | \$312.96                | 89,799        | \$30,281,007     | \$337.21                | 33,264        | \$8,232,196      | \$247.48                |
| February 2018  | 124,114        | \$36,810,798     | \$296.59                | 90,932        | \$28,738,390     | \$316.04                | 33,182        | \$8,072,408      | \$243.28                |
| March 2018     | 122,579        | \$60,693,822     | \$495.14                | 89,926        | \$52,191,880     | \$580.39                | 32,653        | \$8,501,942      | \$260.37                |
| April 2018     | 119,966        | \$36,571,679     | \$304.85                | 88,027        | \$28,203,034     | \$320.39                | 31,939        | \$8,368,645      | \$262.02                |
| May 2018       | 120,605        | \$35,044,863     | \$290.58                | 88,717        | \$26,969,981     | \$304.00                | 31,888        | \$8,074,882      | \$253.23                |
| June 2018      | 119,165        | \$62,573,443     | \$525.10                | 87,398        | \$54,847,457     | \$627.56                | 31,767        | \$7,725,986      | \$243.21                |
| July 2018      | 117,286        | \$28,169,837     | \$240.18                | 85,903        | \$20,459,154     | \$238.17                | 31,383        | \$7,710,683      | \$245.70                |
| August 2018    | 118,086        | \$30,009,259     | \$254.13                | 86,815        | \$22,457,764     | \$258.69                | 31,271        | \$7,551,495      | \$241.49                |
| September 2018 | 116,583        | \$63,274,048     | \$542.74                | 85,930        | \$55,352,323     | \$644.16                | 30,653        | \$7,921,725      | \$258.43                |
| October 2018   | 115,548        | \$36,016,949     | \$311.71                | 85,269        | \$28,525,855     | \$334.54                | 30,279        | \$7,491,094      | \$247.40                |
| November 2018  | 116,435        | \$27,744,470     | \$238.28                | 86,279        | \$20,128,697     | \$233.30                | 30,156        | \$7,615,773      | \$252.55                |
| December 2018  | 114,834        | \$98,214,754     | \$855.28                | 85,016        | \$90,600,103     | \$1,065.68              | 29,818        | \$7,614,651      | \$255.37                |
| January 2019   | 110,907        | \$39,923,098     | \$359.97                | 81,326        | \$32,004,987     | \$393.54                | 29,581        | \$7,918,111      | \$267.68                |
| February 2019  | 114,868        | \$31,818,017     | \$277.00                | 85,824        | \$24,608,503     | \$286.73                | 29,044        | \$7,209,514      | \$248.23                |

Note: Data pursuant to a New York State Legislative mandate S. 6057-B/A. 9557-B, Chapter 57, L. 2004.

Based on local district claims submitted on claims Schedules A and C. Includes reimbursable expenditures for basic assistance, rent supplements, family shelters, domestic violence shelters, security deposits, transitional services, diversion transportation, diversion payments, and other non-assistance. These claims are net of cancellations and refunds, and include any reconciliations and supplemental claims applied to the month after initial expenditure reporting is done. Thus, these data differ from the expenditure data presented elsewhere in this document, which are derived from original payment issuance activity during the month, net of cancellations and refunds in that month.

District claiming activity for recent months is generally not complete before the statutorily required due date for this report. Thus, claims for recent months may appear substantially below those for earlier months. Claims tables in future months of this report will continue to include the historical periods above, adjusted for claiming activity occurring subsequent to this report.

Table 24  
**AGGREGATE CLAIMS**  
**FEDERALLY NON-PARTICIPATING**  
Safety Net Assistance-FNP and Family Assistance-FNP Non-Maintenance of Effort  
February 2019

| Month          | New York State |                  |                         | New York City |                  |                         | Rest of State |                  |                         |
|----------------|----------------|------------------|-------------------------|---------------|------------------|-------------------------|---------------|------------------|-------------------------|
|                | Recipients     | Net Expenditures | Monthly Average Payment | Recipients    | Net Expenditures | Monthly Average Payment | Recipients    | Net Expenditures | Monthly Average Payment |
| March 2017     | 205,940        | \$98,111,224     | \$476.41                | 142,358       | \$71,138,654     | \$499.72                | 63,582        | \$26,972,570     | \$424.22                |
| April 2017     | 204,852        | \$94,144,880     | \$459.58                | 143,182       | \$69,999,174     | \$488.88                | 61,670        | \$24,145,706     | \$391.53                |
| May 2017       | 205,886        | \$95,765,350     | \$465.14                | 144,326       | \$71,310,556     | \$494.09                | 61,560        | \$24,454,794     | \$397.25                |
| June 2017      | 205,982        | \$84,924,713     | \$412.29                | 144,423       | \$59,415,226     | \$411.40                | 61,559        | \$25,509,487     | \$414.39                |
| July 2017      | 204,727        | \$93,251,118     | \$455.49                | 145,899       | \$70,974,894     | \$486.47                | 58,828        | \$22,276,224     | \$378.67                |
| August 2017    | 204,176        | \$97,730,016     | \$478.66                | 145,053       | \$73,376,061     | \$505.86                | 59,123        | \$24,353,955     | \$411.92                |
| September 2017 | 203,817        | \$96,769,679     | \$474.79                | 146,598       | \$74,053,008     | \$505.14                | 57,219        | \$22,716,671     | \$397.01                |
| October 2017   | 204,551        | \$103,429,225    | \$505.64                | 147,390       | \$79,901,576     | \$542.11                | 57,161        | \$23,527,649     | \$411.60                |
| November 2017  | 201,951        | \$95,968,717     | \$475.21                | 145,824       | \$72,535,833     | \$497.42                | 56,127        | \$23,432,884     | \$417.50                |
| December 2017  | 203,395        | \$127,627,998    | \$627.49                | 147,312       | \$102,831,747    | \$698.05                | 56,083        | \$24,796,251     | \$442.13                |
| January 2018   | 205,457        | \$120,579,191    | \$586.88                | 148,520       | \$95,762,897     | \$644.78                | 56,937        | \$24,816,294     | \$435.86                |
| February 2018  | 203,485        | \$103,596,203    | \$509.11                | 147,074       | \$79,897,821     | \$543.25                | 56,411        | \$23,698,382     | \$420.10                |
| March 2018     | 206,233        | \$102,277,525    | \$495.93                | 148,646       | \$77,680,533     | \$522.59                | 57,587        | \$24,596,992     | \$427.13                |
| April 2018     | 205,393        | \$96,321,870     | \$468.96                | 148,393       | \$70,419,375     | \$474.55                | 57,000        | \$25,902,495     | \$454.43                |
| May 2018       | 201,403        | \$102,913,313    | \$510.98                | 145,874       | \$78,387,889     | \$537.37                | 55,529        | \$24,525,424     | \$441.67                |
| June 2018      | 199,988        | \$96,225,520     | \$481.16                | 145,993       | \$73,691,282     | \$504.76                | 53,995        | \$22,534,238     | \$417.34                |
| July 2018      | 197,717        | \$109,851,332    | \$555.60                | 144,873       | \$87,373,994     | \$603.11                | 52,844        | \$22,477,338     | \$425.35                |
| August 2018    | 198,118        | \$97,668,517     | \$492.98                | 144,625       | \$74,524,081     | \$515.29                | 53,493        | \$23,144,436     | \$432.66                |
| September 2018 | 195,488        | \$90,004,805     | \$460.41                | 144,028       | \$68,269,756     | \$474.00                | 51,460        | \$21,735,049     | \$422.37                |
| October 2018   | 195,354        | \$102,090,224    | \$522.59                | 143,971       | \$79,854,435     | \$554.66                | 51,383        | \$22,235,789     | \$432.75                |
| November 2018  | 192,467        | \$93,817,822     | \$487.45                | 142,200       | \$72,035,933     | \$506.58                | 50,267        | \$21,781,889     | \$433.32                |
| December 2018  | 192,295        | \$169,163,021    | \$879.71                | 141,850       | \$142,887,786    | \$1,007.32              | 50,445        | \$26,275,235     | \$520.87                |
| January 2019   | 192,352        | \$104,963,646    | \$545.69                | 141,608       | \$81,366,879     | \$574.59                | 50,744        | \$23,596,767     | \$465.02                |
| February 2019  | 188,545        | \$97,839,844     | \$518.92                | 138,288       | \$75,636,054     | \$546.95                | 50,257        | \$22,203,790     | \$441.80                |

Note: Data pursuant to a New York State Legislative mandate S. 6057-B/A. 9557-B, Chapter 57, L. 2004.

Based on local district claims submitted on claims Schedules A and C. Includes reimbursable expenditures for basic assistance, rent supplements, family shelters, domestic violence shelters, security deposits, transitional services, diversion transportation, diversion payments, and other non-assistance. These claims are net of cancellations and refunds, and include any reconciliations and supplemental claims applied to the month after initial expenditure reporting is done. Thus, these data differ from the expenditure data presented elsewhere in this document, which are derived from original payment issuance activity during the month, net of cancellations and refunds in that month.

District claiming activity for recent months is generally not complete before the statutorily required due date for this report. Thus, claims for recent months may appear substantially below those for earlier months. Claims tables in future months of this report will continue to include the historical periods above, adjusted for claiming activity occurring subsequent to this report.

Table 25  
HOME ENERGY ASSISTANCE PROGRAM\*  
Number and Dollar Amount of Benefits Authorized and Administrative Allocations - Federal Fiscal Year to Date  
February 2019

| Local District | Benefits Authorized |               | Administrative Allocations |
|----------------|---------------------|---------------|----------------------------|
|                | Number              | Dollar Amount |                            |
| New York State | 1,350,763           | \$243,299,968 | \$29,778,894               |
| New York City  | 711,440             | 31,922,533    | 5,823,377                  |
| Rest of State  | 639,323             | 211,377,435   | 23,955,517                 |
| Albany         | 16,599              | 4,462,771     | 427,665                    |
| Allegany       | 4,746               | 2,183,219     | 270,023                    |
| Broome         | 17,379              | 6,262,228     | 656,370                    |
| Cattaraugus    | 8,806               | 3,595,651     | 401,813                    |
| Cayuga         | 6,189               | 2,583,292     | 263,263                    |
| Chautauqua     | 14,208              | 4,999,655     | 571,842                    |
| Chemung        | 7,552               | 2,187,794     | 251,540                    |
| Chenango       | 4,999               | 2,608,858     | 259,728                    |
| Clinton        | 9,644               | 5,394,241     | 514,935                    |
| Columbia       | 4,247               | 2,013,050     | 177,141                    |
| Cortland       | 4,184               | 1,687,009     | 191,310                    |
| Delaware       | 4,588               | 2,420,042     | 241,572                    |
| Dutchess       | 11,446              | 3,598,565     | 348,288                    |
| Erie           | 76,978              | 22,017,438    | 4,034,678                  |
| Essex          | 2,770               | 1,556,236     | 136,571                    |
| Franklin       | 6,723               | 3,791,046     | 360,746                    |
| Fulton         | 6,160               | 2,806,823     | 320,028                    |
| Genesee        | 3,386               | 1,179,162     | 130,282                    |
| Greene         | 4,295               | 2,220,617     | 211,021                    |
| Hamilton       | 356                 | 196,487       | 20,964                     |
| Herkimer       | 6,688               | 2,991,622     | 327,842                    |
| Jefferson      | 9,476               | 3,934,989     | 379,415                    |
| Lewis          | 2,769               | 1,575,303     | 155,731                    |
| Livingston     | 4,102               | 1,767,274     | 178,390                    |
| Madison        | 4,260               | 1,939,892     | 228,154                    |
| Monroe         | 58,000              | 13,748,094    | 1,319,846                  |
| Montgomery     | 5,602               | 2,529,102     | 272,753                    |
| Nassau         | 17,926              | 3,274,976     | 353,983                    |
| Niagara        | 18,091              | 5,463,624     | 699,046                    |
| Oneida         | 23,256              | 8,798,093     | 975,218                    |
| Onondaga       | 31,890              | 8,445,603     | 846,162                    |
| Ontario        | 5,989               | 1,993,642     | 218,436                    |
| Orange         | 16,129              | 4,923,798     | 671,522                    |
| Orleans        | 3,714               | 1,655,003     | 172,095                    |
| Oswego         | 10,016              | 4,617,675     | 349,961                    |
| Otsego         | 5,037               | 2,674,716     | 264,805                    |
| Putnam         | 1,458               | 533,449       | 62,099                     |
| Rensselaer     | 9,468               | 3,442,622     | 385,306                    |
| Rockland       | 13,236              | 2,619,428     | 237,726                    |
| St. Lawrence   | 11,465              | 5,669,133     | 708,232                    |
| Saratoga       | 10,276              | 4,583,429     | 521,338                    |
| Schenectady    | 9,932               | 2,683,078     | 247,191                    |
| Schoharie      | 3,173               | 1,785,398     | 164,228                    |
| Schuyler       | 1,977               | 1,063,038     | 106,585                    |
| Seneca         | 2,330               | 977,115       | 111,628                    |
| Steuben        | 8,756               | 3,741,700     | 443,752                    |
| Suffolk        | 45,386              | 11,883,617    | 1,228,470                  |
| Sullivan       | 8,300               | 3,981,199     | 376,703                    |
| Tioga          | 4,411               | 2,330,632     | 246,969                    |
| Tompkins       | 4,941               | 1,573,366     | 173,470                    |
| Ulster         | 13,225              | 5,485,567     | 546,886                    |
| Warren         | 4,498               | 2,056,478     | 230,637                    |
| Washington     | 5,252               | 2,815,612     | 272,840                    |
| Wayne          | 5,861               | 2,316,760     | 203,262                    |
| Westchester    | 33,164              | 2,037,285     | 310,940                    |
| Wyoming        | 2,325               | 952,775       | 105,892                    |
| Yates          | 1,689               | 748,163       | 68,224                     |

\* Please Note: The Home Energy Assistance Program Federal Fiscal Year runs from October 1 through September 30.

Table 26  
HOME ENERGY ASSISTANCE PROGRAM - NON-EMERGENCY\*  
Number, Total Dollar Amount and Average Dollar Amount of Benefits Authorized - Federal Fiscal Year to Date  
February 2019

| Local District | Autopay             |                          |                       | Regular Non-Autopay |                          |                       |
|----------------|---------------------|--------------------------|-----------------------|---------------------|--------------------------|-----------------------|
|                | Benefits Authorized | Dollar Amount Authorized | Average Dollar Amount | Benefits Authorized | Dollar Amount Authorized | Average Dollar Amount |
| New York State | 1,102,068           | \$132,985,207            | \$121                 | 179,602             | \$72,275,094             | \$402                 |
| New York City  | 677,602             | 26,605,431               | 39                    | 31,474              | 4,486,269                | 143                   |
| Rest of State  | 424,466             | 106,379,776              | 251                   | 148,128             | 67,788,825               | 458                   |
| Albany         | 12,781              | 2,802,214                | 219                   | 3,173               | 1,249,549                | 394                   |
| Allegany       | 2,063               | 836,309                  | 405                   | 1,859               | 892,369                  | 480                   |
| Broome         | 10,837              | 2,973,643                | 274                   | 4,690               | 2,141,057                | 457                   |
| Cattaraugus    | 4,617               | 1,609,272                | 349                   | 2,762               | 1,264,817                | 458                   |
| Cayuga         | 3,323               | 1,151,409                | 346                   | 1,965               | 914,479                  | 465                   |
| Chautauqua     | 8,919               | 2,778,041                | 311                   | 4,176               | 1,716,916                | 411                   |
| Chemung        | 5,055               | 1,135,301                | 225                   | 1,961               | 754,323                  | 385                   |
| Chenango       | 2,187               | 939,692                  | 430                   | 1,914               | 1,115,988                | 583                   |
| Clinton        | 4,290               | 2,021,478                | 471                   | 2,762               | 1,679,953                | 608                   |
| Columbia       | 2,348               | 818,186                  | 348                   | 1,229               | 732,478                  | 596                   |
| Cortland       | 2,257               | 699,318                  | 310                   | 1,273               | 636,533                  | 500                   |
| Delaware       | 1,900               | 786,992                  | 414                   | 1,708               | 1,029,421                | 603                   |
| Dutchess       | 7,837               | 1,711,543                | 218                   | 2,553               | 1,254,796                | 491                   |
| Erie           | 54,798              | 14,479,611               | 264                   | 16,099              | 6,012,047                | 373                   |
| Essex          | 1,163               | 485,297                  | 417                   | 1,179               | 765,769                  | 650                   |
| Franklin       | 2,820               | 1,216,209                | 431                   | 1,941               | 1,252,690                | 645                   |
| Fulton         | 3,057               | 1,087,367                | 356                   | 1,907               | 991,959                  | 520                   |
| Genesee        | 2,156               | 631,815                  | 293                   | 977                 | 438,304                  | 449                   |
| Greene         | 1,975               | 766,178                  | 388                   | 1,304               | 799,314                  | 613                   |
| Hamilton       | 149                 | 61,401                   | 412                   | 143                 | 92,833                   | 649                   |
| Herkimer       | 3,335               | 1,131,517                | 339                   | 2,198               | 1,123,166                | 511                   |
| Jefferson      | 5,712               | 1,972,653                | 345                   | 2,330               | 1,134,159                | 487                   |
| Lewis          | 1,224               | 616,331                  | 504                   | 868                 | 528,154                  | 608                   |
| Livingston     | 2,286               | 819,286                  | 358                   | 1,213               | 618,144                  | 510                   |
| Madison        | 2,189               | 785,080                  | 359                   | 1,519               | 817,234                  | 538                   |
| Monroe         | 47,247              | 9,867,435                | 209                   | 7,870               | 2,419,517                | 307                   |
| Montgomery     | 3,006               | 1,062,402                | 353                   | 1,644               | 860,570                  | 523                   |
| Nassau         | 15,097              | 1,926,827                | 128                   | 2,321               | 1,049,641                | 452                   |
| Niagara        | 11,164              | 2,907,568                | 260                   | 5,327               | 1,977,258                | 371                   |
| Oneida         | 13,683              | 3,984,602                | 291                   | 6,822               | 3,140,334                | 460                   |
| Onondaga       | 24,369              | 5,554,927                | 228                   | 6,565               | 2,311,873                | 352                   |
| Ontario        | 3,783               | 983,794                  | 260                   | 1,722               | 743,872                  | 432                   |
| Orange         | 10,409              | 2,189,800                | 210                   | 4,020               | 1,759,387                | 438                   |
| Orleans        | 1,952               | 752,020                  | 385                   | 1,145               | 551,796                  | 482                   |
| Oswego         | 6,199               | 2,473,216                | 399                   | 2,466               | 1,311,404                | 532                   |
| Otsego         | 2,191               | 893,339                  | 408                   | 1,673               | 1,025,876                | 613                   |
| Putnam         | 873                 | 211,394                  | 242                   | 485                 | 262,051                  | 540                   |
| Rensselaer     | 5,466               | 1,409,393                | 258                   | 2,884               | 1,336,857                | 464                   |
| Rockland       | 11,053              | 1,899,672                | 172                   | 1,523               | 389,920                  | 256                   |
| St. Lawrence   | 5,057               | 1,983,749                | 392                   | 3,450               | 1,968,783                | 571                   |
| Saratoga       | 5,496               | 1,979,366                | 360                   | 3,117               | 1,547,604                | 497                   |
| Schenectady    | 7,725               | 1,872,311                | 242                   | 1,948               | 674,809                  | 346                   |
| Schoharie      | 1,364               | 644,073                  | 472                   | 963                 | 585,683                  | 608                   |
| Schuyler       | 785                 | 336,165                  | 428                   | 728                 | 417,056                  | 573                   |
| Seneca         | 1,177               | 371,018                  | 315                   | 865                 | 428,979                  | 496                   |
| Steuben        | 4,045               | 1,387,336                | 343                   | 3,094               | 1,520,257                | 491                   |
| Suffolk        | 34,122              | 7,000,378                | 205                   | 8,403               | 3,439,758                | 409                   |
| Sullivan       | 3,946               | 1,252,325                | 317                   | 2,078               | 1,290,993                | 621                   |
| Tioga          | 1,997               | 906,713                  | 454                   | 1,373               | 801,494                  | 584                   |
| Tompkins       | 3,244               | 743,235                  | 229                   | 1,231               | 548,523                  | 446                   |
| Ulster         | 7,574               | 2,173,428                | 287                   | 3,200               | 1,799,534                | 562                   |
| Warren         | 2,470               | 851,447                  | 345                   | 1,264               | 708,552                  | 561                   |
| Washington     | 2,226               | 990,418                  | 445                   | 1,795               | 1,023,376                | 570                   |
| Wayne          | 3,584               | 1,220,010                | 340                   | 1,750               | 779,276                  | 445                   |
| Westchester    | 31,923              | 1,549,998                | 49                    | 1,127               | 401,920                  | 357                   |
| Wyoming        | 1,100               | 379,175                  | 345                   | 986                 | 457,161                  | 464                   |
| Yates          | 861                 | 306,099                  | 356                   | 586                 | 298,259                  | 509                   |

\* Please Note: The Home Energy Assistance Program Federal Fiscal Year runs from October 1 through September 30.

Table 27  
**HOME ENERGY ASSISTANCE PROGRAM - EMERGENCY\***  
 Number, Total Dollar Amount and Average Dollar Amount of Benefits Authorized - Federal Fiscal Year to Date  
 February 2019

| Local District | Emergency           |                          |                       | Furnace Replacement |                          |                       | Furnace Repair & Repair/Replacement Estimates |                          |                       |
|----------------|---------------------|--------------------------|-----------------------|---------------------|--------------------------|-----------------------|-----------------------------------------------|--------------------------|-----------------------|
|                | Benefits Authorized | Dollar Amount Authorized | Average Dollar Amount | Benefits Authorized | Dollar Amount Authorized | Average Dollar Amount | Benefits Authorized                           | Dollar Amount Authorized | Average Dollar Amount |
| New York State | 67,179              | \$34,778,301             | \$518                 | 787                 | \$2,814,843              | \$3,577               | 1,127                                         | \$446,526                | \$396                 |
| New York City  | 2,345               | 750,135                  | 320                   | 13                  | 78,745                   | 6,057                 | 6                                             | 1,953                    | 326                   |
| Rest of State  | 64,834              | 34,028,166               | 525                   | 774                 | 2,736,098                | 3,535                 | 1,121                                         | 444,573                  | 397                   |
| Albany         | 630                 | 354,643                  | 563                   | 10                  | 50,023                   | 5,002                 | 5                                             | 6,342                    | 1,268                 |
| Allegany       | 785                 | 384,525                  | 490                   | 18                  | 65,226                   | 3,624                 | 21                                            | 4,789                    | 228                   |
| Broome         | 1,798               | 1,030,361                | 573                   | 26                  | 104,824                  | 4,032                 | 28                                            | 12,342                   | 441                   |
| Cattaraugus    | 1,335               | 612,285                  | 459                   | 30                  | 94,668                   | 3,156                 | 62                                            | 14,609                   | 236                   |
| Cayuga         | 879                 | 488,815                  | 556                   | 5                   | 22,712                   | 4,542                 | 17                                            | 5,877                    | 346                   |
| Chautauqua     | 1,079               | 429,178                  | 398                   | 22                  | 71,518                   | 3,251                 | 12                                            | 4,002                    | 333                   |
| Chemung        | 523                 | 275,850                  | 527                   | 6                   | 21,060                   | 3,510                 | 7                                             | 1,260                    | 180                   |
| Chenango       | 877                 | 534,052                  | 609                   | 3                   | 12,517                   | 4,172                 | 18                                            | 6,609                    | 367                   |
| Clinton        | 2,552               | 1,624,182                | 636                   | 16                  | 54,512                   | 3,407                 | 24                                            | 14,116                   | 588                   |
| Columbia       | 651                 | 411,930                  | 633                   | 11                  | 44,697                   | 4,063                 | 8                                             | 5,760                    | 720                   |
| Cortland       | 638                 | 336,450                  | 527                   | 4                   | 11,739                   | 2,935                 | 12                                            | 2,969                    | 247                   |
| Delaware       | 961                 | 572,832                  | 596                   | 7                   | 27,099                   | 3,871                 | 12                                            | 3,698                    | 308                   |
| Dutchess       | 1,007               | 575,280                  | 571                   | 9                   | 43,111                   | 4,790                 | 40                                            | 13,836                   | 346                   |
| Erie           | 5,935               | 1,157,735                | 195                   | 109                 | 349,499                  | 3,206                 | 37                                            | 18,546                   | 501                   |
| Essex          | 414                 | 265,836                  | 642                   | 7                   | 34,922                   | 4,989                 | 7                                             | 4,412                    | 630                   |
| Franklin       | 1,910               | 1,240,280                | 649                   | 20                  | 65,859                   | 3,293                 | 32                                            | 16,008                   | 500                   |
| Fulton         | 1,164               | 690,933                  | 594                   | 8                   | 28,540                   | 3,568                 | 24                                            | 8,024                    | 334                   |
| Genesee        | 251                 | 105,730                  | 421                   | 1                   | 1,663                    | 1,663                 | 1                                             | 1,650                    | 1,650                 |
| Greene         | 979                 | 603,872                  | 617                   | 14                  | 43,412                   | 3,101                 | 23                                            | 7,841                    | 341                   |
| Hamilton       | 63                  | 39,835                   | 632                   | 1                   | 2,418                    | 2,418                 | 0                                             | 0                        | 0                     |
| Herkimer       | 1,120               | 679,815                  | 607                   | 19                  | 51,822                   | 2,728                 | 16                                            | 5,302                    | 331                   |
| Jefferson      | 1,390               | 795,348                  | 572                   | 7                   | 24,171                   | 3,453                 | 37                                            | 8,658                    | 234                   |
| Lewis          | 671                 | 414,000                  | 617                   | 4                   | 16,033                   | 4,008                 | 2                                             | 785                      | 393                   |
| Livingston     | 591                 | 316,668                  | 536                   | 4                   | 11,140                   | 2,785                 | 8                                             | 2,037                    | 255                   |
| Madison        | 541                 | 327,804                  | 606                   | 3                   | 7,549                    | 2,516                 | 8                                             | 2,225                    | 278                   |
| Monroe         | 2,773               | 1,322,301                | 477                   | 46                  | 122,959                  | 2,673                 | 64                                            | 15,882                   | 248                   |
| Montgomery     | 920                 | 554,950                  | 603                   | 16                  | 47,908                   | 2,994                 | 16                                            | 3,272                    | 205                   |
| Nassau         | 467                 | 241,115                  | 516                   | 8                   | 45,820                   | 5,728                 | 33                                            | 11,573                   | 351                   |
| Niagara        | 1,533               | 506,325                  | 330                   | 19                  | 58,347                   | 3,071                 | 48                                            | 14,126                   | 294                   |
| Oneida         | 2,698               | 1,559,350                | 578                   | 37                  | 100,641                  | 2,720                 | 16                                            | 13,166                   | 823                   |
| Onondaga       | 898                 | 452,776                  | 504                   | 33                  | 113,903                  | 3,452                 | 25                                            | 12,124                   | 485                   |
| Ontario        | 450                 | 217,492                  | 483                   | 9                   | 34,449                   | 3,828                 | 25                                            | 14,035                   | 561                   |
| Orange         | 1,672               | 876,516                  | 524                   | 16                  | 83,962                   | 5,248                 | 12                                            | 14,133                   | 1,178                 |
| Orleans        | 568                 | 281,445                  | 496                   | 16                  | 59,906                   | 3,744                 | 33                                            | 9,836                    | 298                   |
| Oswego         | 1,342               | 820,480                  | 611                   | 2                   | 6,021                    | 3,011                 | 7                                             | 6,555                    | 936                   |
| Otsego         | 1,144               | 710,851                  | 621                   | 10                  | 38,435                   | 3,844                 | 19                                            | 6,215                    | 327                   |
| Putnam         | 85                  | 50,195                   | 591                   | 1                   | 5,800                    | 5,800                 | 14                                            | 4,009                    | 286                   |
| Rensselaer     | 1,069               | 618,376                  | 578                   | 17                  | 69,523                   | 4,090                 | 32                                            | 8,473                    | 265                   |
| Rockland       | 656                 | 321,400                  | 490                   | 2                   | 6,921                    | 3,461                 | 2                                             | 1,514                    | 757                   |
| St. Lawrence   | 2,905               | 1,654,711                | 570                   | 17                  | 51,246                   | 3,014                 | 36                                            | 10,644                   | 296                   |
| Saratoga       | 1,581               | 945,260                  | 598                   | 27                  | 95,967                   | 3,554                 | 55                                            | 15,232                   | 277                   |
| Schenectady    | 247                 | 120,080                  | 486                   | 3                   | 12,501                   | 4,167                 | 9                                             | 3,377                    | 375                   |
| Schoharie      | 805                 | 503,775                  | 626                   | 11                  | 43,233                   | 3,930                 | 30                                            | 8,634                    | 288                   |
| Schuyler       | 438                 | 261,680                  | 597                   | 8                   | 34,596                   | 4,325                 | 18                                            | 13,541                   | 752                   |
| Seneca         | 266                 | 147,700                  | 555                   | 6                   | 24,535                   | 4,089                 | 16                                            | 4,883                    | 305                   |
| Steuben        | 1,560               | 758,955                  | 487                   | 18                  | 56,888                   | 3,160                 | 39                                            | 18,264                   | 468                   |
| Suffolk        | 2,835               | 1,374,274                | 485                   | 11                  | 58,703                   | 5,337                 | 15                                            | 10,505                   | 700                   |
| Sullivan       | 2,253               | 1,406,348                | 624                   | 6                   | 26,397                   | 4,399                 | 17                                            | 5,137                    | 302                   |
| Tioga          | 1,021               | 578,575                  | 567                   | 9                   | 36,177                   | 4,020                 | 11                                            | 7,673                    | 698                   |
| Tompkins       | 440                 | 255,410                  | 580                   | 7                   | 21,648                   | 3,093                 | 19                                            | 4,550                    | 239                   |
| Ulster         | 2,428               | 1,442,582                | 594                   | 15                  | 60,145                   | 4,010                 | 8                                             | 9,878                    | 1,235                 |
| Warren         | 746                 | 448,120                  | 601                   | 10                  | 40,709                   | 4,071                 | 8                                             | 7,650                    | 956                   |
| Washington     | 1,211               | 745,575                  | 616                   | 11                  | 48,271                   | 4,388                 | 9                                             | 7,973                    | 886                   |
| Wayne          | 498                 | 274,505                  | 551                   | 11                  | 35,829                   | 3,257                 | 18                                            | 7,140                    | 397                   |
| Westchester    | 110                 | 71,575                   | 651                   | 2                   | 12,700                   | 6,350                 | 2                                             | 1,092                    | 546                   |
| Wyoming        | 235                 | 106,350                  | 453                   | 2                   | 8,739                    | 4,370                 | 2                                             | 1,350                    | 675                   |
| Yates          | 236                 | 130,880                  | 555                   | 4                   | 12,485                   | 3,121                 | 2                                             | 440                      | 220                   |

\* Please Note: The Home Energy Assistance Program Federal Fiscal Year runs from October 1 through September 30.

Table 28  
**FEDERAL ALL FAMILIES WORK PARTICIPATION RATES**  
TANF, Safety Net Assistance MOE and Combined TANF and Safety Net Assistance MOE  
February 2019

| Local District  | Combined TANF and Safety Net Assistance MOE |           |             | TANF  |           |             | Safety Net Assistance MOE |           |             |
|-----------------|---------------------------------------------|-----------|-------------|-------|-----------|-------------|---------------------------|-----------|-------------|
|                 | Rate                                        | Numerator | Denominator | Rate  | Numerator | Denominator | Rate                      | Numerator | Denominator |
| New York State* | 21.6%                                       | 16,382    | 75,838      | 21.4% | 9,393     | 43,800      | 21.8%                     | 6,989     | 32,038      |
| New York City*  | 22.3%                                       | 11,858    | 53,277      | 22.5% | 6,498     | 29,005      | 22.1%                     | 5,360     | 24,272      |
| Rest of State   | 17.0%                                       | 3,591     | 21,104      | 14.6% | 2,017     | 13,857      | 21.7%                     | 1,574     | 7,247       |
| Albany          | 13.1%                                       | 70        | 534         | 14.2% | 55        | 387         | 10.2%                     | 15        | 147         |
| Allegany        | 4.4%                                        | 4         | 91          | 4.3%  | 3         | 70          | 4.8%                      | 1         | 21          |
| Broome          | 8.2%                                        | 60        | 731         | 7.7%  | 39        | 505         | 9.3%                      | 21        | 226         |
| Cattaraugus     | 8.2%                                        | 12        | 146         | 8.8%  | 11        | 125         | 4.8%                      | 1         | 21          |
| Cayuga          | 6.6%                                        | 11        | 167         | 5.3%  | 7         | 133         | 11.8%                     | 4         | 34          |
| Chautauqua      | 15.3%                                       | 84        | 548         | 14.2% | 51        | 360         | 17.6%                     | 33        | 188         |
| Chemung         | 5.2%                                        | 5         | 96          | 4.9%  | 4         | 81          | 6.7%                      | 1         | 15          |
| Chenango        | 0.0%                                        | 0         | 63          | 0.0%  | 0         | 57          | 0.0%                      | 0         | 6           |
| Clinton         | 2.1%                                        | 2         | 94          | 1.4%  | 1         | 70          | 4.2%                      | 1         | 24          |
| Columbia        | 14.5%                                       | 12        | 83          | 15.6% | 10        | 64          | 10.5%                     | 2         | 19          |
| Cortland        | 9.2%                                        | 10        | 109         | 9.3%  | 8         | 86          | 8.7%                      | 2         | 23          |
| Delaware        | 14.3%                                       | 3         | 21          | 10.5% | 2         | 19          | 50.0%                     | 1         | 2           |
| Dutchess        | 8.9%                                        | 18        | 203         | 9.4%  | 13        | 138         | 7.7%                      | 5         | 65          |
| Erie            | 28.7%                                       | 1,009     | 3,514       | 25.8% | 596       | 2,308       | 34.2%                     | 413       | 1,206       |
| Essex           | 0.0%                                        | 0         | 24          | 0.0%  | 0         | 23          | 0.0%                      | 0         | 1           |
| Franklin        | 7.4%                                        | 8         | 108         | 4.8%  | 4         | 84          | 16.7%                     | 4         | 24          |
| Fulton          | 12.0%                                       | 3         | 25          | 16.7% | 3         | 18          | 0.0%                      | 0         | 7           |
| Genesee         | 6.8%                                        | 4         | 59          | 6.8%  | 3         | 44          | 6.7%                      | 1         | 15          |
| Greene          | 19.0%                                       | 11        | 58          | 20.5% | 9         | 44          | 14.3%                     | 2         | 14          |
| Hamilton        | 0.0%                                        | 0         | 3           | 0.0%  | 0         | 3           | N/A                       | 0         | 0           |
| Herkimer        | 8.1%                                        | 7         | 86          | 6.3%  | 4         | 64          | 13.6%                     | 3         | 22          |
| Jefferson       | 4.7%                                        | 12        | 256         | 5.1%  | 11        | 216         | 2.5%                      | 1         | 40          |
| Lewis           | 0.0%                                        | 0         | 20          | 0.0%  | 0         | 18          | 0.0%                      | 0         | 2           |
| Livingston      | 5.7%                                        | 8         | 141         | 5.1%  | 6         | 118         | 8.7%                      | 2         | 23          |
| Madison         | 3.1%                                        | 2         | 64          | 2.4%  | 1         | 42          | 4.5%                      | 1         | 22          |
| Monroe          | 15.6%                                       | 480       | 3,081       | 12.4% | 226       | 1,816       | 20.1%                     | 254       | 1,265       |
| Montgomery      | 11.3%                                       | 17        | 150         | 8.6%  | 8         | 93          | 15.8%                     | 9         | 57          |
| Nassau          | 28.5%                                       | 248       | 871         | 26.4% | 123       | 466         | 30.9%                     | 125       | 405         |
| Niagara         | 9.9%                                        | 52        | 523         | 6.6%  | 23        | 350         | 16.8%                     | 29        | 173         |
| Oneida          | 14.9%                                       | 154       | 1,035       | 11.8% | 81        | 687         | 21.0%                     | 73        | 348         |
| Onondaga        | 10.8%                                       | 199       | 1,845       | 8.6%  | 113       | 1,319       | 16.3%                     | 86        | 526         |
| Ontario         | 15.4%                                       | 23        | 149         | 13.5% | 17        | 126         | 26.1%                     | 6         | 23          |
| Orange          | 20.7%                                       | 107       | 517         | 19.3% | 56        | 290         | 22.5%                     | 51        | 227         |
| Orleans         | 12.7%                                       | 17        | 134         | 9.8%  | 11        | 112         | 27.3%                     | 6         | 22          |
| Oswego          | 7.5%                                        | 31        | 416         | 7.3%  | 24        | 327         | 7.9%                      | 7         | 89          |
| Otsego          | 9.1%                                        | 2         | 22          | 5.9%  | 1         | 17          | 20.0%                     | 1         | 5           |
| Putnam          | 0.0%                                        | 0         | 3           | 0.0%  | 0         | 3           | N/A                       | 0         | 0           |
| Rensselaer      | 16.8%                                       | 92        | 548         | 14.0% | 50        | 356         | 21.9%                     | 42        | 192         |
| Rockland        | 23.4%                                       | 36        | 154         | 29.5% | 31        | 105         | 10.2%                     | 5         | 49          |
| St. Lawrence    | 15.2%                                       | 35        | 231         | 11.3% | 18        | 159         | 23.6%                     | 17        | 72          |
| Saratoga        | 5.3%                                        | 1         | 19          | 5.6%  | 1         | 18          | 0.0%                      | 0         | 1           |
| Schenectady     | 10.1%                                       | 43        | 426         | 7.3%  | 21        | 287         | 15.8%                     | 22        | 139         |
| Schoharie       | 0.0%                                        | 0         | 14          | 0.0%  | 0         | 10          | 0.0%                      | 0         | 4           |
| Schuyler        | 3.6%                                        | 1         | 28          | 4.3%  | 1         | 23          | 0.0%                      | 0         | 5           |
| Seneca          | 17.6%                                       | 9         | 51          | 16.2% | 6         | 37          | 21.4%                     | 3         | 14          |
| Steuben         | 4.7%                                        | 6         | 129         | 4.3%  | 4         | 94          | 5.7%                      | 2         | 35          |
| Suffolk         | 27.7%                                       | 378       | 1,363       | 23.6% | 200       | 846         | 34.4%                     | 178       | 517         |
| Sullivan        | 16.3%                                       | 17        | 104         | 13.3% | 10        | 75          | 24.1%                     | 7         | 29          |
| Tioga           | 2.6%                                        | 1         | 38          | 2.8%  | 1         | 36          | 0.0%                      | 0         | 2           |
| Tompkins        | 9.8%                                        | 14        | 143         | 9.4%  | 10        | 106         | 10.8%                     | 4         | 37          |
| Ulster          | 6.3%                                        | 14        | 221         | 7.0%  | 9         | 128         | 5.4%                      | 5         | 93          |
| Warren          | 6.7%                                        | 3         | 45          | 7.3%  | 3         | 41          | 0.0%                      | 0         | 4           |
| Washington      | 6.6%                                        | 4         | 61          | 5.7%  | 3         | 53          | 12.5%                     | 1         | 8           |
| Wayne           | 11.0%                                       | 11        | 100         | 11.4% | 10        | 88          | 8.3%                      | 1         | 12          |
| Westchester     | 17.1%                                       | 240       | 1,405       | 16.8% | 115       | 683         | 17.3%                     | 125       | 722         |
| Wyoming         | 4.0%                                        | 1         | 25          | 0.0%  | 0         | 21          | 25.0%                     | 1         | 4           |
| Yates           | 0.0%                                        | 0         | 9           | 0.0%  | 0         | 8           | 0.0%                      | 0         | 1           |

\* Statewide and New York City participation rates are estimated from federal disaggregated reporting samples, which are the source of the rates used by the United States Department of Health and Human Services to determine if a state has met participation goals. Because the sample size is insufficient to permit rate estimates for non-New York City districts, rates for those districts are derived directly from automated systems data. Thus, Rest of State and New York City numerators and denominators will not sum to the statewide total. Estimates are from the latest available quarterly sample.

Table 29  
**WORK SANCTION STATUS BY PRESENCE IN FEDERAL ALL FAMILIES WORK PARTICIPATION CALCULATION**  
**TANF, Safety Net Assistance MOE and Combined TANF and Safety Net Assistance MOE**  
 February 2019

| Local District  | Combined TANF and Safety Net Assistance MOE |                                     | TANF                          |                                     | Safety Net Assistance MOE     |                                     |
|-----------------|---------------------------------------------|-------------------------------------|-------------------------------|-------------------------------------|-------------------------------|-------------------------------------|
|                 | Sanctioned in the Denominator               | Sanctioned Removed From Denominator | Sanctioned in the Denominator | Sanctioned Removed From Denominator | Sanctioned in the Denominator | Sanctioned Removed From Denominator |
| New York State* | 900                                         | 982                                 | 252                           | 613                                 | 647                           | 369                                 |
| New York City*  | 0                                           | 106                                 | 0                             | 0                                   | 0                             | 106                                 |
| Rest of State   | 1,591                                       | 780                                 | 690                           | 480                                 | 901                           | 300                                 |
| Albany          | 65                                          | 34                                  | 42                            | 21                                  | 23                            | 13                                  |
| Allegany        | 3                                           | 1                                   | 2                             | 0                                   | 1                             | 1                                   |
| Broome          | 74                                          | 32                                  | 28                            | 18                                  | 46                            | 14                                  |
| Cattaraugus     | 12                                          | 2                                   | 9                             | 2                                   | 3                             | 0                                   |
| Cayuga          | 11                                          | 8                                   | 7                             | 7                                   | 4                             | 1                                   |
| Chautauqua      | 68                                          | 29                                  | 29                            | 19                                  | 39                            | 10                                  |
| Chemung         | 4                                           | 3                                   | 1                             | 2                                   | 3                             | 1                                   |
| Chenango        | 5                                           | 2                                   | 3                             | 2                                   | 2                             | 0                                   |
| Clinton         | 5                                           | 2                                   | 4                             | 1                                   | 1                             | 1                                   |
| Columbia        | 21                                          | 8                                   | 11                            | 7                                   | 10                            | 1                                   |
| Cortland        | 6                                           | 3                                   | 3                             | 3                                   | 3                             | 0                                   |
| Delaware        | 0                                           | 0                                   | 0                             | 0                                   | 0                             | 0                                   |
| Dutchess        | 3                                           | 5                                   | 1                             | 5                                   | 2                             | 0                                   |
| Erie            | 193                                         | 131                                 | 83                            | 74                                  | 110                           | 57                                  |
| Essex           | 1                                           | 3                                   | 1                             | 3                                   | 0                             | 0                                   |
| Franklin        | 4                                           | 3                                   | 1                             | 3                                   | 3                             | 0                                   |
| Fulton          | 4                                           | 3                                   | 3                             | 3                                   | 1                             | 0                                   |
| Genesee         | 4                                           | 3                                   | 2                             | 2                                   | 2                             | 1                                   |
| Greene          | 6                                           | 2                                   | 1                             | 2                                   | 5                             | 0                                   |
| Hamilton        | 0                                           | 0                                   | 0                             | 0                                   | 0                             | 0                                   |
| Herkimer        | 16                                          | 7                                   | 10                            | 4                                   | 6                             | 3                                   |
| Jefferson       | 32                                          | 12                                  | 20                            | 7                                   | 12                            | 5                                   |
| Lewis           | 1                                           | 0                                   | 1                             | 0                                   | 0                             | 0                                   |
| Livingston      | 8                                           | 8                                   | 7                             | 4                                   | 1                             | 4                                   |
| Madison         | 2                                           | 2                                   | 2                             | 2                                   | 0                             | 0                                   |
| Monroe          | 383                                         | 155                                 | 144                           | 84                                  | 239                           | 71                                  |
| Montgomery      | 6                                           | 3                                   | 2                             | 2                                   | 4                             | 1                                   |
| Nassau          | 70                                          | 61                                  | 22                            | 38                                  | 48                            | 23                                  |
| Niagara         | 67                                          | 25                                  | 19                            | 16                                  | 48                            | 9                                   |
| Oneida          | 45                                          | 12                                  | 14                            | 6                                   | 31                            | 6                                   |
| Onondaga        | 87                                          | 33                                  | 37                            | 24                                  | 50                            | 9                                   |
| Ontario         | 11                                          | 7                                   | 10                            | 6                                   | 1                             | 1                                   |
| Orange          | 21                                          | 8                                   | 12                            | 3                                   | 9                             | 5                                   |
| Orleans         | 6                                           | 3                                   | 4                             | 2                                   | 2                             | 1                                   |
| Oswego          | 15                                          | 13                                  | 9                             | 9                                   | 6                             | 4                                   |
| Otsego          | 2                                           | 1                                   | 1                             | 1                                   | 1                             | 0                                   |
| Putnam          | 1                                           | 0                                   | 1                             | 0                                   | 0                             | 0                                   |
| Rensselaer      | 27                                          | 19                                  | 14                            | 15                                  | 13                            | 4                                   |
| Rockland        | 12                                          | 1                                   | 8                             | 1                                   | 4                             | 0                                   |
| St. Lawrence    | 25                                          | 15                                  | 13                            | 10                                  | 12                            | 5                                   |
| Saratoga        | 0                                           | 1                                   | 0                             | 1                                   | 0                             | 0                                   |
| Schenectady     | 80                                          | 22                                  | 37                            | 20                                  | 43                            | 2                                   |
| Schoharie       | 1                                           | 0                                   | 0                             | 0                                   | 1                             | 0                                   |
| Schuyler        | 0                                           | 1                                   | 0                             | 1                                   | 0                             | 0                                   |
| Seneca          | 2                                           | 1                                   | 1                             | 1                                   | 1                             | 0                                   |
| Steuben         | 10                                          | 7                                   | 5                             | 7                                   | 5                             | 0                                   |
| Suffolk         | 57                                          | 40                                  | 20                            | 21                                  | 37                            | 19                                  |
| Sullivan        | 8                                           | 4                                   | 6                             | 1                                   | 2                             | 3                                   |
| Tioga           | 3                                           | 3                                   | 2                             | 3                                   | 1                             | 0                                   |
| Tompkins        | 18                                          | 7                                   | 8                             | 3                                   | 10                            | 4                                   |
| Ulster          | 28                                          | 2                                   | 12                            | 0                                   | 16                            | 2                                   |
| Warren          | 0                                           | 1                                   | 0                             | 1                                   | 0                             | 0                                   |
| Washington      | 4                                           | 1                                   | 4                             | 1                                   | 0                             | 0                                   |
| Wayne           | 3                                           | 4                                   | 1                             | 3                                   | 2                             | 1                                   |
| Westchester     | 49                                          | 26                                  | 13                            | 9                                   | 36                            | 17                                  |
| Wyoming         | 2                                           | 1                                   | 0                             | 0                                   | 2                             | 1                                   |
| Yates           | 0                                           | 0                                   | 0                             | 0                                   | 0                             | 0                                   |

\* Statewide and New York City sanction rates are estimated from federal disaggregated reporting samples, which are the source of such data used by the United States Department of Health and Human Services to determine if a state has met participation goals. Because the sample size is insufficient to permit sanction estimates for non-New York City districts, data for those districts are derived directly from automated systems. Thus, Rest of State and New York City counts may not sum to the statewide total. This table uses a federal definition of sanction and includes only persons who are deemed a work eligible individual and are sanctioned for non-compliance for work or substance abuse requirements. Estimates are from the latest available quarterly sample.

Table 30  
**TEMPORARY ASSISTANCE CASES WITH EARNED INCOME**  
Cases, Average Gross Earned Income and Average Net Earned Income after Application of Disregards  
February 2019

| Local District | TANF   |                             |                           | Safety Net Assistance MOE |                             |                           | Safety Net Assistance Non-MOE |                             |                           |
|----------------|--------|-----------------------------|---------------------------|---------------------------|-----------------------------|---------------------------|-------------------------------|-----------------------------|---------------------------|
|                | Cases  | Average Gross Earned Income | Average Net Earned Income | Cases                     | Average Gross Earned Income | Average Net Earned Income | Cases                         | Average Gross Earned Income | Average Net Earned Income |
| New York State | 10,402 | \$1,225                     | \$605                     | 8,892                     | \$1,190                     | \$548                     | 9,102                         | \$1,586                     | \$1,078                   |
| New York City  | 7,882  | 1,310                       | 663                       | 6,881                     | 1,220                       | 566                       | 7,673                         | 1,679                       | 1,173                     |
| Rest of State  | 2,520  | 960                         | 425                       | 2,011                     | 1,086                       | 484                       | 1,429                         | 1,084                       | 568                       |
| Albany         | 72     | 947                         | 409                       | 30                        | 937                         | 409                       | 31                            | 1,317                       | 658                       |
| Allegany       | 6      | 400                         | 153                       | 5                         | 506                         | 200                       | 5                             | 429                         | 196                       |
| Broome         | 36     | 805                         | 344                       | 42                        | 1,011                       | 443                       | 32                            | 767                         | 351                       |
| Cattaraugus    | 11     | 746                         | 315                       | 3                         | 674                         | 282                       | 5                             | 1,060                       | 457                       |
| Cayuga         | 10     | 443                         | 171                       | 9                         | 878                         | 378                       | 7                             | 376                         | 156                       |
| Chautauqua     | 47     | 792                         | 337                       | 36                        | 901                         | 389                       | 19                            | 751                         | 362                       |
| Chemung        | 3      | 928                         | 402                       | 1                         | 753                         | 318                       | 4                             | 221                         | 113                       |
| Chenango       | 4      | 409                         | 229                       | 1                         | 770                         | 326                       | 5                             | 588                         | 305                       |
| Clinton        | 7      | 911                         | 395                       | 5                         | 584                         | 449                       | 2                             | 104                         | 7                         |
| Columbia       | 9      | 906                         | 410                       | 7                         | 990                         | 432                       | 8                             | 1,451                       | 967                       |
| Cortland       | 12     | 644                         | 266                       | 7                         | 893                         | 386                       | 7                             | 567                         | 281                       |
| Delaware       | 4      | 996                         | 435                       | 1                         | 940                         | 408                       | 5                             | 854                         | 373                       |
| Dutchess       | 25     | 1,199                       | 580                       | 10                        | 946                         | 411                       | 14                            | 982                         | 637                       |
| Erie           | 349    | 972                         | 419                       | 331                       | 1,121                       | 497                       | 309                           | 1,335                       | 610                       |
| Essex          | 0      | 0                           | 0                         | 0                         | 0                           | 0                         | 0                             | 0                           | 0                         |
| Franklin       | 9      | 720                         | 304                       | 6                         | 1,038                       | 455                       | 9                             | 653                         | 317                       |
| Fulton         | 0      | 0                           | 0                         | 2                         | 983                         | 394                       | 2                             | 430                         | 163                       |
| Genesee        | 3      | 578                         | 234                       | 1                         | 1,543                       | 698                       | 0                             | 0                           | 0                         |
| Greene         | 7      | 822                         | 351                       | 6                         | 1,123                       | 506                       | 7                             | 875                         | 715                       |
| Hamilton       | 0      | 0                           | 0                         | 0                         | 0                           | 0                         | 0                             | 0                           | 0                         |
| Herkimer       | 4      | 429                         | 163                       | 4                         | 983                         | 429                       | 2                             | 649                         | 301                       |
| Jefferson      | 30     | 745                         | 316                       | 6                         | 695                         | 290                       | 21                            | 592                         | 277                       |
| Lewis          | 0      | 0                           | 0                         | 0                         | 0                           | 0                         | 0                             | 0                           | 0                         |
| Livingston     | 11     | 890                         | 384                       | 8                         | 903                         | 390                       | 8                             | 810                         | 437                       |
| Madison        | 2      | 811                         | 346                       | 3                         | 1,346                       | 603                       | 1                             | 39                          | 0                         |
| Monroe         | 286    | 889                         | 385                       | 382                       | 1,026                       | 450                       | 145                           | 591                         | 294                       |
| Montgomery     | 26     | 801                         | 342                       | 23                        | 927                         | 406                       | 8                             | 1,028                       | 492                       |
| Nassau         | 201    | 1,155                       | 548                       | 134                       | 1,172                       | 534                       | 115                           | 1,465                       | 956                       |
| Niagara        | 46     | 742                         | 314                       | 44                        | 918                         | 397                       | 18                            | 597                         | 315                       |
| Oneida         | 85     | 949                         | 412                       | 106                       | 1,153                       | 510                       | 77                            | 1,265                       | 570                       |
| Onondaga       | 220    | 927                         | 399                       | 149                       | 1,067                       | 469                       | 124                           | 1,201                       | 562                       |
| Ontario        | 20     | 1,000                       | 437                       | 11                        | 974                         | 424                       | 12                            | 904                         | 601                       |
| Orange         | 82     | 1,032                       | 452                       | 74                        | 1,091                       | 484                       | 23                            | 1,034                       | 519                       |
| Orleans        | 13     | 1,014                       | 441                       | 5                         | 1,264                       | 564                       | 8                             | 1,039                       | 501                       |
| Oswego         | 44     | 799                         | 341                       | 14                        | 682                         | 287                       | 28                            | 482                         | 224                       |
| Otsego         | 5      | 935                         | 416                       | 1                         | 1,866                       | 852                       | 12                            | 885                         | 795                       |
| Putnam         | 1      | 624                         | 256                       | 0                         | 0                           | 0                         | 0                             | 0                           | 0                         |
| Rensselaer     | 70     | 812                         | 347                       | 65                        | 940                         | 410                       | 14                            | 1,203                       | 538                       |
| Rockland       | 73     | 1,040                       | 454                       | 12                        | 850                         | 362                       | 41                            | 1,152                       | 561                       |
| St. Lawrence   | 16     | 657                         | 273                       | 21                        | 947                         | 414                       | 14                            | 515                         | 240                       |
| Saratoga       | 2      | 907                         | 439                       | 0                         | 0                           | 0                         | 1                             | 880                         | 790                       |
| Schenectady    | 47     | 882                         | 383                       | 41                        | 1,073                       | 472                       | 20                            | 1,120                       | 529                       |
| Schoharie      | 0      | 0                           | 0                         | 0                         | 0                           | 0                         | 2                             | 302                         | 232                       |
| Schuyler       | 3      | 1,191                       | 528                       | 3                         | 973                         | 424                       | 4                             | 599                         | 267                       |
| Seneca         | 7      | 719                         | 302                       | 3                         | 727                         | 309                       | 2                             | 873                         | 783                       |
| Steuben        | 11     | 556                         | 228                       | 3                         | 674                         | 280                       | 14                            | 555                         | 299                       |
| Suffolk        | 244    | 1,142                       | 528                       | 204                       | 1,377                       | 647                       | 157                           | 1,335                       | 829                       |
| Sullivan       | 16     | 885                         | 396                       | 5                         | 1,042                       | 457                       | 7                             | 876                         | 486                       |
| Tioga          | 2      | 713                         | 299                       | 1                         | 385                         | 142                       | 1                             | 144                         | 26                        |
| Tompkins       | 16     | 878                         | 403                       | 8                         | 785                         | 301                       | 6                             | 540                         | 459                       |
| Ulster         | 35     | 1,016                       | 495                       | 15                        | 705                         | 295                       | 15                            | 775                         | 392                       |
| Warren         | 9      | 727                         | 309                       | 1                         | 1,102                       | 486                       | 5                             | 377                         | 305                       |
| Washington     | 4      | 554                         | 223                       | 2                         | 1,688                       | 767                       | 2                             | 493                         | 403                       |
| Wayne          | 14     | 730                         | 310                       | 3                         | 603                         | 246                       | 3                             | 820                         | 385                       |
| Westchester    | 258    | 1,050                       | 472                       | 155                       | 1,146                       | 512                       | 42                            | 1,046                       | 587                       |
| Wyoming        | 1      | 141                         | 24                        | 2                         | 1,345                       | 603                       | 5                             | 364                         | 163                       |
| Yates          | 2      | 262                         | 96                        | 0                         | 0                           | 0                         | 1                             | 662                         | 572                       |